

M/c. Serial No.



ILLUSTRATED PARTS CATALOGUE

SCARAB MONIC

When re-ordering this document please quote the following part number:

Manual Z026030

Original Issue Aug. 2003

This document is published by the Service Department of Scarab Sweepers Limited and every effort is made to ensure that the information it contains is correct at the time of publication. Due to a policy of continuous development, however, the Company reserves the right to alter the specification and to supply when so altered without reference to illustrations and descriptions in this manual.

Scarab Sweepers Limited

Pattenden Lane, Marden, Kent TN12 9QD, England

Telephone: 01622 831006

Fax: 01622 832417

International: +44 1622 831006

International +44 1622 832417

e-mail: scarab@scarab-sales.com

Web Site: <http://www.scarab-sales.com>

For Fast-track Spare Parts, Fax direct on 01622 831492

APPLICABILITY

This document identifies the replacement parts for the Scarab Monic.


IMPORTANT NOTICE TO USERS

It is imperative that you correctly identify your Scarab model IN FULL when procuring replacement parts for your sweeper. To avoid unnecessary confusion and delays caused by incorrectly ordered parts, please refer to the Vehicle Serial Number Plate and take note of the vehicle's number, INCLUDING the prefix letter.

NOTE:

The Serial Number Plate is located on the left hand side of the sub-frame, on the rear face of the suction spigot mounting.

The example shown here is for guidance only.



This information MUST accompany EVERY parts order to ensure that the correct parts are supplied. If you are in any doubt as to the correct identity or require assistance with any aspect of parts procurement, please contact our Parts Department, using the contact details printed on the foregoing page.

THIS PAGE INTENTIONALLY LEFT BLANK

HOW TO USE THIS ILLUSTRATED PARTS CATALOGUE

INTRODUCTION

This Illustrated Parts Catalogue has been organised to facilitate ease of use when identifying and procuring replacement parts for the Scarab Major and Maxim Sweepers. The information content has been arranged in a logical manner by creating a number of separate sections, each dealing with a specific aspect or sub-system of the machine. Each section is a self-contained sub-division of the manual, complete with its own table of contents. Where relevant, cross-references from one section to another have been included to enable the user to quickly navigate to the information that gives the required level of detail; for example, the hydraulic transmission pump and motor are called up in Section B - Transmission, because they are a part of that system, but for details of internal components and replacement parts the reader is directed by appropriate cross-references, to Section F - Hydraulic System and Equipment. In support of the sections detailing the main sub-systems are two indexes (alphabetical and numerical) and these can be used to identify the correct location/items in the manual when either the part number or the parent assembly are unknown. These should be used as follows:

WHEN THE PART NUMBER IS KNOWN

When a component's or an assembly's part number is known but the parent assembly is not known, refer to the Index Card at the front of this manual to locate the Numerical Index. Turn to the index and find the part number in the index listing. Note the section and page number(s) and then turn to the appropriate section/page(s). Scan the parts list on the relevant page(s) to locate the part number in question noting its item reference number (this is the number in the left hand column) and its quantity as required. Next, refer to the accompanying illustration and identify the item reference number and the component to which it refers.

WHEN THE PART NUMBER IS NOT KNOWN

Two methods are available for locating and identifying a component or an assembly when its part number is not known. Firstly, refer to the Index Card at the front of this manual, then, if the item's description is known, refer to the Alphabetical Index to locate the appropriate section/pages. Alternatively, if the machine sub-system to which the item relates is known, refer to the Index Card to locate the appropriate section. Once the correct section is identified, use its Table of Contents to identify the page(s) covering the required information. Turn to the correct page(s) and then refer to the illustration to identify the component or assembly, noting its item reference number. Next, refer to the associated parts list opposite and locate the item reference number identified by the illustration, noting the item's part number, quantity and description as required.

USING THE PARTS LISTS

The breakdown structure within each parts list reflects the inter-relationship of the various components in what is, loosely, an assembly/disassembly order, however, it must be stressed that this is not necessarily a true reflection of factory assembly/disassembly procedures, but is used to show logical groups of components. The order of information (L to R) is: Item/Part No./Quantity/Description.

The first item on a parts list (the main assembly in question) is always shown in bold uppercase, thus:

065432 1 **DESCRIPTION OF MAIN ASSY**

The succeeding parts generally fall into two categories, namely attaching parts i.e. bolts, screws, nuts, washers etc. or breakdown parts i.e. sub assemblies and/or piece parts.

Attaching parts always immediately follow the assembly, sub-assembly or piece part to which they relate and are indented, for example:

	065432	1	DESCRIPTION OF MAIN ASSY
012345	4	.	Screw, hex hd, M25 x 100 mm long
012346	4	.	Nut, hex, Nyloc, M12

The breakdown parts are then listed as described earlier in this paragraph with each successive level being indented from its own parent level (as in the foregoing example, attaching parts are listed first), as follows:

Continued ...

USING THE PARTS LISTS (Continued)

			DESCRIPTION OF MAIN ASSY
	065432	1	
	012345	4	. Screw, hex hd, M25 x 100 mm long
	012346	4	. Nut, hex, Nyloc, M12
1	064321	1	. Sub-Assy 1 of Main Assy
	012356	2	. . Screw, skt hd, M6 x 30 mm long
	012344	2	. . Washer, plain, 6 mm
	012355	2	. . Nut, hex, Nyloc, M6
2	045678	1	. . Sub-Sub-Assy 1 of Sub-Assy 1
3	032145	1	. . . Piece part 1 of Sub-Sub-Assy 1
4	032146	1	. . . Piece part 2 of Sub-Sub-Assy 1
5	032187	1	. . . Piece part 3 of Sub-Sub-Assy 1
6	045678	1	. . Sub-Sub-Assy 2 of Sub-Assy 1
7	032142	1	. . . Piece part 1 of Sub-Sub-Assy 2
8	032149	1	. . . Piece part 2 of Sub-Sub-Assy 2
9	064321	1	. Sub-Assy 2 of Main Assy
	012356	2	. . Screw, skt hd, M6 x 30 mm long
	012344	2	. . Washer, plain, 6 mm
	012355	2	. . Nut, hex, Nyloc, M6 etc.

As the parts list develops it can be seen how the individual items comprising the Main Assembly are related and how this relationship is shown by indenting. In some cases these might be actual factory sub-assemblies but they could equally be logical groupings of items that are related to one another, such as a gearbox shaft, the gears that fit on that shaft and the bearings that the shaft runs in.

ITEM REFERENCE NUMBERS

Item reference numbers are used to cross-refer items from the parts lists to their associated illustrations and vice-versa. Normally, all items other than attaching parts are given a number, however, there are two exceptions:

Attaching parts that are not standard items e.g. a special screw, are given an item reference number. Items that are not illustrated for a particular reason, e.g. where one half of a handed assembly is already illustrated are listed as not illustrated **(NI)**.

SCARAB PARTS & SERVICE PROVIDERS

AUSTRALIA

Rosmech
2 Newfield Road
Para Hills West SA 5096
Tel: 08 8260 5855

BELGIUM

MOL Cy nv
VDK Waste Systems
Dikstmuidesteenvweg
B-8830
Hooglede
Tel: 32 51 701681

CZECH REPUBLIC

A-Tec Service s.r.o.
Orlovska 22, 713 00
Ostrava
Tel: 569 223 040 - 044
Email: info@a-tec.cz

FRANCE

Dominique Declercq Distribution
Avenue d'Immercourt ZI Est
62000 Arras
Tel: 33 3 212 27590

GERMANY

Terra-Trade Import/Export GmbH
Terra-Vertrieb & Kundendienst West
Kruger & Co KG
Gewerbegebiet Nord
Lauchaer Höhe
D-99880 Waltershausen
Tel: 49 3622 6410

GREECE

D F Sarantopoulos
210 Lenorman Street
104 43 Athens
Tel: 30 1 51 46 411

HUNGARY

Terra-Trade Import/Export GmbH
SEE GERMANY

IRELAND

National Sweepers Sales & Plant
Unit 2D, Kylemore Ind Est
Killeen,
Dublin 10
Tel: 00353 1 6234354
Email: info@nationalsweepers.com

ISRAEL

Gad-El Ltd
Keren Hayesod St 25.
Kiryat-Afa 28103
Israel
Tel: 972 4 8728594

ITALY

S & B S.r.l. - Via Coronelli,
10 - MILANO
Tel. +39/02/48955523 - Fax.
39 02 47715810

NETHERLANDS

DHM
Houtstraat 2A
8471 ZX Wolvega
Tel: 31 561 611611

NEW ZEALAND

Rosmech
2 Newfield Road
Para Hills West SA 5096
Tel: 08 8260 5855

NORTHERN IRELAND

McCreath Taylor (NI) Ltd.
Flush Park, Knockmore Ind. Est.
Lisburn
Co. Antrim BT28 2DX
Tel: 01846 662756

NORWAY

C. Grindvold A/S
Ostre Aker Vei 260
0976 Oslo
Norway
Tel No 47 22 82 0000
Fax No 47 22 82 0001

OMAN

Alfairuz Trading & Cont. Co. Ilc
PO Box 330
Postal Code 113
Muscat
Tel: 968 561399
Fax: 968 561036

POLAND

Arcon Industrial Service Corp. SP Z O.O
UL Balesowa 14, 02 - 867
Warszawa
Tel No: (+48-22) 648 08 10
Fax No: (+48-22) 643 73 66

PORTUGAL

Silvia Ltd.
Avenida Infante Santo, 53, r/c Esq
1300 Lisboa
Tel: 351 1 397 40 18

RUSSIAN FEDERATION

Terra-Trade Import/Export GmbH
SEE GERMANY

SCOTLAND

Applied Sweepers Ltd.
Bankside, Falkirk
FK2 7XE
Tel: 01324 611666

SERBIA

Farm Industries d.o.o
Vejka Petrovica 6
Novi sad 210000
Tel: 00381 21 450391

SPAIN

Piquer Maquinaria, SA
Apartado de Correos, 3071
04080 Almeria
Tel: 34 950 62 50 60

SWEDEN

REN VAG AB
Gronbogatan 2
50468 Boras
Tel: 46 33 106460

TAIWAN

Heising Enterprise & Trading Co Ltd
No. 186 Nanking East Road
Sec. 4 Taipei 105
(P.O. Box 36-113)
Tel: 225 789818

TURKEY

Tatmak
Istanbul Cad
No 8a Gokturk
Kemerburgaz
Istanbul
Tel: 0092 12322 1200

UK (Northern England)

Londonderry Garage Ltd.
Londonderry, Northallerton
North Yorkshire DL7 9NB
Tel: 01677 424627 / 422185

UK (England & Wales)

Scarab Sweepers Ltd.
Pattenden Lane
Marden
Kent TN12 9QD
Tel: 01622 831006

UKRAINE

Wordteks
22A Gerov Stalingrada Street
18016 Cherkassy
Ukraine
Tel: +38 (0472) 323644

UNITED ARAB EMIRATES

Matrix
PO Box 7674
Abu Dhabi
UAE
Tel: 971 2554 6070

WARRANTY STATEMENT

1. Scarab Sales Limited (Hereinafter referred to as The Company) subject to Conditions 2 - 6 below warrants that any new Goods supplied to the Customer under the Contract [will correspond with their specification at the time of delivery and] will be free from defects in materials and workmanship for a period of [twelve] months from the date of actual delivery or [2,000] running hours from the date of actual delivery whichever is the sooner The Company does not warrant the condition or quality of any used Goods supplied to the Customer
2. The warranty in Condition 1 is given by the Company subject to the following conditions:
 - (a) that written notice of complaint is posted to the registered office of the Company within 7 days of the discovery of the defect
 - (b) that the part is returned carriage paid to the Company [and in the event of replacement such part shall become the property of the Company]
 - (c) that the defect has not been caused by carelessness lack or inadequate lubrication incorrect or lack of proper maintenance neglect acts improper operation accident or fair wear and tear
 - (d) that the company shall not be liable for the cost of removal of the defective part or the cost of fitting the new part
 - (e) parts replaced under the terms of this warranty will be covered by the unexpired portion of this warranty
 - (f) the Company will not be liable for replacement or repair of any parts nominated as consumable items [See list] or for fuels lubricants etc used on warranty work
 - (g) parts replaced under warranty will be delivered by the Company FOB port of exportation
 - (h) parts used for replacement under this warranty must be Original spare parts supplied by the Company
3. In the case of components not manufactured by the Company the purchaser shall be entitled to the benefit insofar as it may be transferred to the purchaser or any rights which the Company may have against the supplier of such parts or components in respect thereof and the Company's liability in respect of such cases is limited to making the benefit of such rights available to the purchaser to the extent aforesaid
4. The Company will not be responsible for warranty relating to other truck manufacturers chassis cab content or to the engine fitted in the Scarab Monic Sweeper any such warranty claims must be submitted to the manufacturer or their local appointed agent
5. The following consumable items are excluded from the Company warranty:
 - all fuels oils antifreeze
 - all brush links pivots and bushes
 - wander hose
 - suction nozzle
 - body inlet ducts
 - wearing plates
 - hi-pressure water pump pistons seals valves
 - door seals inlet seals
 - batteries
 - tyres
 - all brushes
 - lift cables
 - rubber skirts
 - suction nozzle wheels flaps trunking
 - deflectors screens flaps or blanking plates
 - water pump diaphragm valves and water jets
 - all filters strainers and elements
 - windows glass mirrors
 - light bulbs fuses
 - brake lining pads power steering belts
 - any other part normally regarded as consumable
6. That the Company's original equipment is the subject of the claim fitment of non genuine parts may affect the warranty conditions
7. No representative or agent of Scarab Sales Limited has the authority to vary or add to these Warranty conditions except with the Company's official confirmation in writing from Scarab Sales Limited head office Marden Kent, England
8. The Company shall not be liable for any consequential claims howsoever caused by reason of stoppage or breakdown of the machine.

For further information, please refer to the Company's Terms and Conditions of Sale.

In the event of conflict between this Warranty Statement and the Company's Terms and Conditions of Sale the latter will prevail.

SAFETY FIRST

REMEMBER, ACCIDENTS DON'T JUST HAPPEN, THEY ARE CAUSED.

1. ALWAYS USE THE HOPPER PROP WHEN WORKING UNDER A RAISED HOPPER.
2. BEFORE OPERATING THE HOPPER TIP CONTROL, ENSURE THAT THERE IS SUFFICIENT CLEARANCE AND THAT IT IS SAFE TO DO SO.
3. BEFORE WORKING ON THE MACHINE, ENSURE THAT IT IS POSITIONED ON FIRM, LEVEL GROUND THAT THE ENGINE IS STOPPED, THE IGNITION KEY REMOVED AND THAT THE PARKING BRAKE IS APPLIED.
4. DO NOT OVERLOAD THE HOPPER.
5. DO NOT DRIVE THE VEHICLE WITH THE HOPPER RAISED.
6. BEFORE STARTING THE ENGINE, ENSURE THAT ALL CONTROLS ARE SWITCHED OFF AND THAT THE VEHICLE IS IN NEUTRAL.
7. BEFORE DRIVING THE VEHICLE, ENSURE THAT ALL RELEVANT VEHICLE CHECKS HAVE BEEN COMPLETED, THAT ALL EQUIPMENT IS CORRECTLY STOWED AND THAT ALL BRUSHES HAVE BEEN RAISED.
8. IN THE EVENT OF AN HYDRAULIC OIL LEAK:
IMMEDIATELY STOP THE VEHICLE AND SWITCH OFF THE ENGINE.
FAILURE TO COMPLY CAN RESULT IN DAMAGE TO THE PUMPS AND MOTORS.
9. HIGH PRESSURE WATER CAN BE HAZARDOUS. ALWAYS WEAR SAFETY GOGGLES AND EXERCISE EXTREME CARE WHEN OPERATING THE HIGH-PRESSURE WATER PUMP AND HIGH-PRESSURE JETTING LANCE.

VEHICLE CHECKS

(All checks are visual unless otherwise stated)

BEFORE DRIVING THE VEHICLE:

1. Check that the hydraulic oil level is correct.
2. Check for hydraulic oil leaks. in the event of an hydraulic oil leak on Hydrostatic machines, **IMMEDIATELY** disengage the transmission gearbox. Failure to comply can result in damage to the pumps and motors.
3. Check brushes and skirts for wear and remove any items such as string which might have become entangled.
4. Check that all equipment is correctly stowed and that all brushes are in the raised position.
5. Check water spray jets for blockages.
6. Check that hopper screens and fan are clean.
6. Check general vehicle condition for safety.
7. Check exterior lighting for correct operation and general cleanliness.
8. Check the following fluid levels and top up as required:
 - (a) Engine oil
 - (b) Engine coolant
 - (c) Windscreen wash
 - (d) Brake fluid
 - (e) Fuel
9. Check tyres for damage and for correct inflation pressures.

ROUTINE MAINTENANCE

ITEM No.	WORK TO BE CARRIED OUT EVERY:	1st 100 Hrs	300 Hrs	1800 Hrs
1	Check hydraulics for leaks	✓	✓	✓
2	Replace hydraulic return filter	✓	✗	✓
3	Replace hydrostatic transmission filter	✓	✗	✓
4	Check oil-filter gauges, if fitted, replace filters if necessary	✗	✓	✗
5	Inspect/Replace gauze suction filter in hydraulic tank	✗	✗	✓
6	Change hydraulic oil	✗	✗	✓
7	Check hydraulic oil level	✓	✓	✗
8	Remove debris from sweeping gear	✓	✓	✓
9	Check sweeping gear for wear/damage	✓	✓	✓
10	Check all hopper & subframe mountings	✗	✓	✓
11	Grease sweeping equipment	✓	✓	✓
12	Check nozzle flaps & wheels	✓	✓	✓
13	Clean pneumatic filter & bowl	✓	✓	✓
14	Check pneumatic lubricant level	✓	✓	✓
15	Check sweeping equipment lifts in reverse	✓	✓	✓
16	Clean hopper screens & Check condition	✓	✓	✓
17	Chech/Clean suction fan if required	✓	✓	✓
18	Check/Clean oil cooler if required	✓	✓	✓
19	Check suction fan speed	✓	✓	✓
20	Check water filters	✓	✓	✓
21	Check all spray jets	✓	✓	✓
22	Check hopper/suction seals	✓	✓	✓
23	Check/Adjust rear door when closed	✓	✓	✓
24	Check oil level in HP water pump	✓	✓	✗
25	Change oil in HP water pump (Increase frequency for high usage)	✗	✗	✓
26	Replace Pressure Filter	✗	✗	✓
27	Check Pneumatic Inlet Filter on Air Compressor	✗	✓	✗
28	Inspect prop-shafts	✗	✓	✓
29	Road Test/Check all equipment operates	✓	✓	✓
Grease Propshafts Weekly*				



WARNING:

THE SUCTION FAN IMPELLER REPRESENTS A HEAVY MASS WHICH CAN ROTATE AT UPTO 2200 RPM. IF THE FAN VIBRATES, STOP THE ENGINE (REMOVE THE IGNITION KEY). CLEAN THE FAN BLADES IN ACCORDANCE WITH THE INSTRUCTIONS. FAILURE TO DO SO WILL RESULT IN DAMAGE TO THE FAN MOTOR AND BEARINGS AND, EVENTUALLY, TO THE HOPPER.

NOTE: The foregoing schedule is a general recommendation only. In practise, the requirements will vary from territory to territory and depend upon usage and operating conditions. **If in doubt, consult your scarab agent.**

For sevicng and maintenance of the chassis, please refer to the manufacturer's documentation.

The use of genuine Scarab parts is recommended. Alternatives might compromise performance or reliability and could invalidate your warranty.

DAILY VEHICLE CHECKS

Before Driving The Vehicle

1. Check the vehicle and body for safety. Check all lighting equipment, tyres, fuel, oil, coolant, brake fluid, windscreen wash and the water-tank levels.
2. Check hydraulic oil level.
3. Check for hydraulic leaks.
4. Check brushes / skirts for wear and remove any items, e.g. lengths of string, which may be entangled.
5. Check suction nozzle and flaps for damage and correct ground clearance. An incorrect setting will impair suction performance
6. Check that all equipment is stowed and brushes have been raised.
7. Check water spray jets for blockages.

At The End Of Each Day

1. Wash the hopper paying particular attention to the hopper screens and the area above them.
2. Wash the oil cooler, making sure that the fins are clean.
3. Wash the vehicle and hopper screens (avoid directing high pressure water onto the paintwork and electrical connections which might cause damage).
4. Leave the hopper with the rear door partially open. This will allow air to circulate in the hopper avoiding corrosion.
5. Grease or oil, as appropriate, all brush links, pivot points and the suction box wheels.
6. Remove and clean the water strainer elements.

WEEKLY VEHICLE CHECKS

1. Grease the prop. shafts and check for wear on the U/Js.

MONTHLY VEHICLE CHECKS

1. Carry out all daily and weekly checks.
2. Grease or oil, as appropriate, all pivot points.
3. Check the entire machine for wear or damage and rectify as necessary.
4. Raise and prop the hopper. Run the fan and brushes at normal speed and check the oil tank return filter gauge, if in the RED zone, replace the filter element.
5. Check for wear in suction tubes and deflectors.
6. Check seals on hopper-door and suction-tubes.
7. Check hopper and subframe-to-chassis mountings.
8. Check that clearances under nozzle flaps are as marked on the appropriate diagram.
9. Clean the fan blades.
10. Check wiring and hoses for security of attachment and for signs of chafing, rectify as necessary.
11. Check oil level in high-pressure pump, top up as necessary.
12. Clean the vehicle's air cleaner (check more often when working in dusty conditions).
13. Carry out chassis service procedures as directed in the appropriate section of this manual.
14. Only use genuine Scarab Spare Parts. Use of Non-Scarab parts might invalidate the warranty.

In Frosty Weather

15. Drain the water tank (a drain tap is fitted to the underside of the water tank).
16. Open the drain taps on each water pump.

CAUTION

Do not operate the high pressure pump without water. Failure to comply will result in damage to the pump.

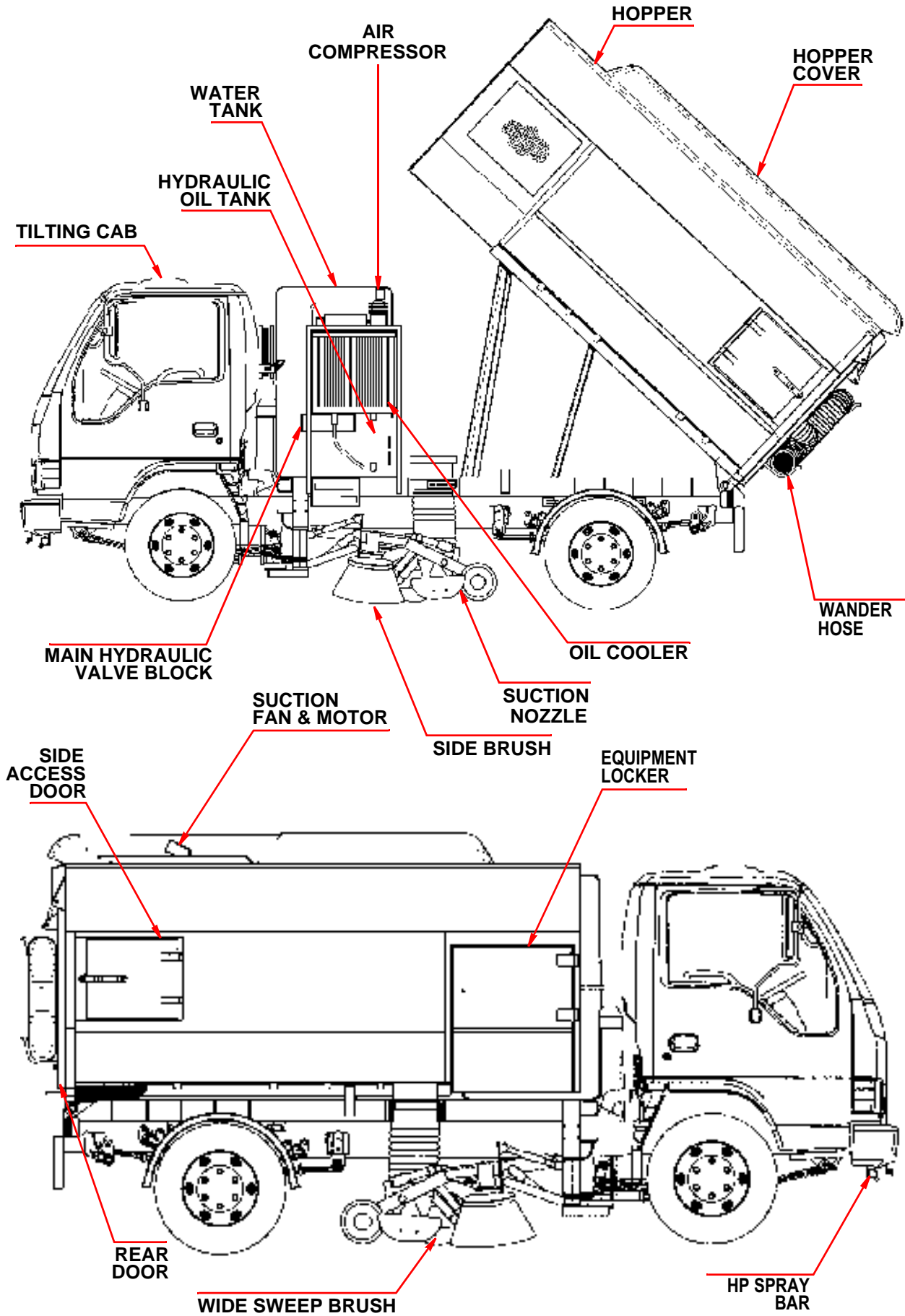
17. Switch on the water sprays and run low pressure pump until dry.
18. Remove the water-strainer elements.

REMEMBER, IF IN DOUBT, ASK

NOTE:

The foregoing requirements are general recommendations only. Actual requirements will vary depending on operating territory/conditions and vehicle usage. If in doubt, please contact your nearest Scarab agent.

MAIN FEATURES OF THE SCARAB MONIC



Please quote your machines Serial Number to ensure that the correct replacement parts are supplied

TECHNICAL DATA

Scarab Monic

General

System Voltage - - - - -	=	24 V
Idle Speed- - - - -	=	950 rpm
Maximum Engine rpm in Transit Mode - - - - -	=	2600 rpm
Minimum Engine rpm in Sweep/Work Mode - - - - -	=	1100 rpm
Maximum Engine rpm in Sweep/Work Mode- - - - -	=	2500 rpm

Hydrostatic Drive Pump

Forward & Reverse P.R.V s settings - - - - -	=	480 bar (pre-set)
Boost pressure - - - - -	=	30 bar - 40 bar
Over-run Relief Valve Setting - - - - -	=	150 bar
Pump, Variable Displacement - - - - -	=	75 cc/rev nominal
Charge FlowDisplacement - - - - -	=	23 cc/rev
NFPE Coils, cold value resistance - - - - -	=	21.2 ohms
NFPE Coils, measured resistance - - - - -	=	1.65 ohms
NFPE Coils, current rating - - - - -	=	1.13 A

Hydrostatic Drive Motor

Motor, Variable Displacements- - - - -	=	250 cc/rev (max.)
Maximum Motor speed setting - - - - -	=	3300 rpm
Loop Flushing Valve- - - - -	=	6 litres/min @ 16 bar
Pressure Change-over Regulator - - - - -	=	300 bar
Motor Valve Coil, cold value resistance - - - - -	=	21.2 ohms

Suction Fan Pump (6.5 mm orifice plate) Twin Speed

Running speed @ 1800 rpm engine speed - - - - -	=	2200 rpm
Start up pressure - - - - -	=	210 bar
Running pressure - - - - -	=	190 bar
Pump displacement - - - - -	=	45 cc/rev
Fan motor displacement - - - - -	=	30 cc/rev
Flow rate in/out (fan motor) - - - - -	=	66 litres/minute approx.

Gear Pump (speed proportional to engine rpm)

Pump displacement - - - - -	=	23 cc/rev
Max. operating pressure - - - - -	=	170 bar

Brush Motors

Front Brush (315 cc) speed (engine @ 2000 rpm) - - - - -	=	100 rpm
Side Brush (315 cc) speed (engine @ 2000 rpm) - - - - -	=	100 rpm
Wide sweep (200 cc) speed (engine @ 2000 rpm) - - - - -	=	160 rpm

Cooling Fan Motor (speed proportional to engine rpm)

Motor displacement - - - - -	=	15 cc/rev
Maximum operating pressure- - - - -	=	170 bar

Hydraulic Valve Block

Hopper Lift pressure - - - - -	=	170 bar
Brush Lift pressure - - - - -	=	170 bar
Brush Lower pressure (smooth surface, all brushes operating) - - - - -	=	80 bar

Flow Rates into the Block:

Normal brush speed- - - - -	=	20 litres/min
Medium brush speed - - - - -	=	25 litres/min
Fast brush speed - - - - -	=	30 litres/min

These flow rates are governed by a pressure compensating valve.

High Pressure/High Vol Pumps (Running speed proportional to engine RPM to a maximum of 1450 rpm)

Hydraulic Motor displacement - - - - -	=	15 cc/rev
21 l/min pump, maximum water pressure - - - - -	=	120 bar
30 l/min pump, maximum water pressure - - - - -	=	100 bar

CAB CONTROLS & INSTRUMENTS



TRANSMISSION SYSTEMS



SUBFRAME, HOPPER & RELATED EQUIPMENT



SWEEPING & SUCTION EQUIPMENT



WASHING & DUST SUPPRESSION SYSTEM



HYDRAULIC SYSTEM & EQUIPMENT



PNEUMATIC SYSTEM & EQUIPMENT



ELECTRICAL SYSTEM & EQUIPMENT



MULTI-LINGUAL GLOSSARY



THIS PAGE INTENTIONALLY LEFT BLANK

ILLUSTRATED PARTS CATALOGUE

SCARAB MONIC

SECTION A CONTROLS & INSTRUMENTS

Table of Contents


Assembly/Description	Page
CONTROL & INSTRUMENT PANELS	
CANbus Control Panel	1
Control Panel	3 - 5
Remote Switch Box	3 - 5
Relays, Fuses and Diodes	7
EngineManagement Parts	7

Associated Information to that provided in in this section can be found by referring to Section H Electrical Equipment



<i>Item</i>	<i>Part Number</i>	<i>Quantity</i>	<i>Description</i>
CANBUS CONTROL PANEL & RELATED PARTS - From 8/2003			
1	030179SE	1	. CANBUS Control Panel - Service Exchange
2	030490	1	. . Mounting Bracket, Main Panel
3	030600SE	1	. CANBUS Remote Door Pod Panel
NI	030491	1	. . Mounting Bracket, Door Pod Panel
4	028814SE	2	. . NODE - ZCANODE + AUX
NI	028215	1	. . . Wiring Loom - Hopper
NI	028204	1	. . . Wiring Loom - Node A, Hydraulic I/O
NI	028205	1	. . . Wiring Loom - Node B, Hydraulic optional I/O
NI	028206	1	. . . Wiring Loom - Node C, Water & Auxiliary I/O
NI	028207	1	. . . Wiring Loom - Node D, Aux I/O
NI	028209	1	. . . Wiring Loom - Remote Hopper/Door Control
NI	028216	1	. . . Wiring Loom - Battery + Can Bus
NI	030335	1	. . . Wiring Loom - Zeta Management
NI	030336	1	. . . Wiring Loom - Cab Node
NI	028742	1	. . . Wiring Loom - Door Control Pod
NI	028741	1	. . . Wiring Loom - Control Panel

When ordering replacement parts, always give the machine's Serial Number and specify Part Number, Quantity & Description



CANBUS CONTROL PANEL & DOOR POD

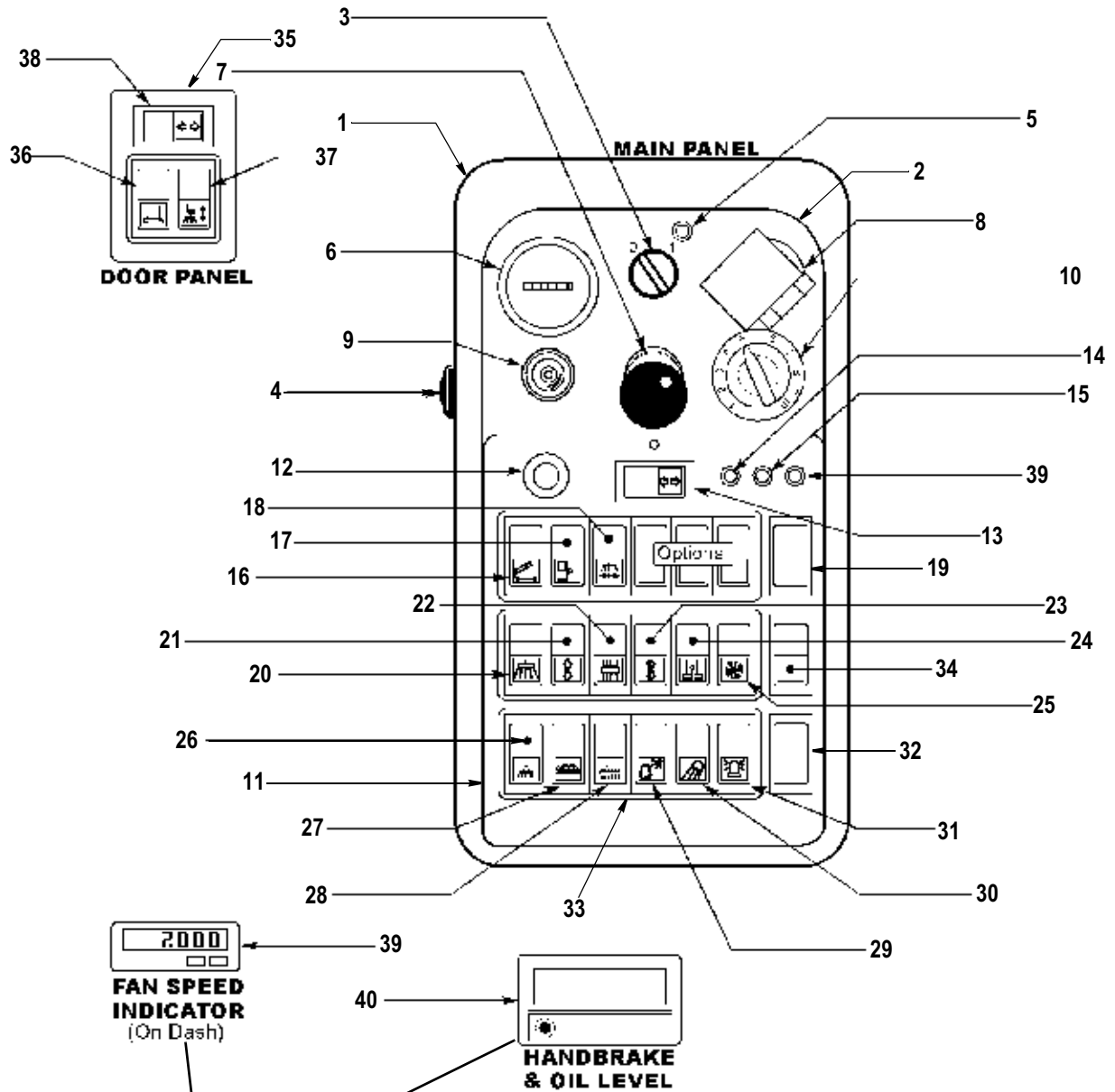
When ordering replacement parts, always give the machine's Serial Number and specify Part Number, Quantity & Description



<i>Item</i>	<i>Part Number</i>	<i>Quantity</i>	<i>Description</i>
	025452/3		CONTROLS & INSTRUMENTS - Upto 8/2003
1	028036	1	. Enclosure, GRP, control panel
2	024032	1	.. Panel, front, fixed
3	024323	1	... Switch, rotary, DRIVE/SWEEP MODE
NI	024324	1 Contact set, switch
4	010641	1	.. Switch, push, cruise control
5	022869	1	... Indicator LED, red, 24 V, SWEEP MODE
6	022437	1	... Hourmeter, engine
7	021010	1	... Joystick, hydrostatic drive, FORWARD/REVERSE
8	021009	1	... Light, panel illumination
NI	004153	1 Lamp, 24 V x 5 W, panel light
9	023242	1	... Regulator, air pressure
10	020510	1	... Potentiometer
10a	020509	1 Knob, potentiometer
10b	020339	1 Dial, potentiometer
11	024031	1	.. Panel, front, hinged
12	010641	1	... Switch, push, safety interlock
13	020837	1	... Switch, changeover, LH/RH SWEEP
	020536	1 Insert, up/down arrows
14	022870	1	... Indicator LED, green, 24 V, PANEL ON
15	023857	1	... Indicator, LED, red/yellow, 24 V, HOPPER WARNING
16	013238	1	... Switch, hopper raise/lower
	013255	1 Insert, hopper
17	025352	1	... Switch, rear door open
	013248	1 Insert, rear door
18	013915	1	... Switch, combined brushes (dual sweep)
	025655	1 Insert, left brush + right brush
19	013259	1 Blanking cover, switch position
20	013236	1	... Switch, side brush ON/OFF (also used for front brush option)
	013246	1 Insert, brush (also used for front brush option)
21	013236	1	... Switch, side brush thrust
	See Note	1 Insert, arrow(s)
22	013915	1	... Switch, wide sweep ON/OFF
	013245	1 Insert, wide sweep
23	020837	1	... Switch, wide sweep thrust
	020536	1 Insert, up/down arrows
24	013915	1	... Switch, nozzle raise/lower
	013244	1 Insert, nozzle
25	020834	1	... Switch, suction fan/fan boost
	013254	1 Insert, fan
26	020834	1	... Switch, side brush & nozzle spray/spray boost
	024300	1 Insert, side brush spray
27	020834	1	... Switch, brush speed
	013258	1 Insert, tortoise
28	013236	1	... Switch, wide sweep spray
	024302	1 Insert, wide sweep spray
29	013236	1	... Switch, illuminated, high-pressure pump
	013257	1 Insert, high-pressure pump
NI	014717	1 Lamp, wedge base, 24 V x 1 W
30	013915	1	... Switch, work lights
	013249	1 Insert, work light
31	013236	1	... Switch, rotating beacons
	013252	1 Insert, beacon
32	013259	1 Blanking cover, switch position
33	013242	3	... Housing, switches, 6-way
34	013259	1 Blanking cover, switch position

Continued ...

When ordering replacement parts, always give the machine's Serial Number and specify Part Number, Quantity & Description

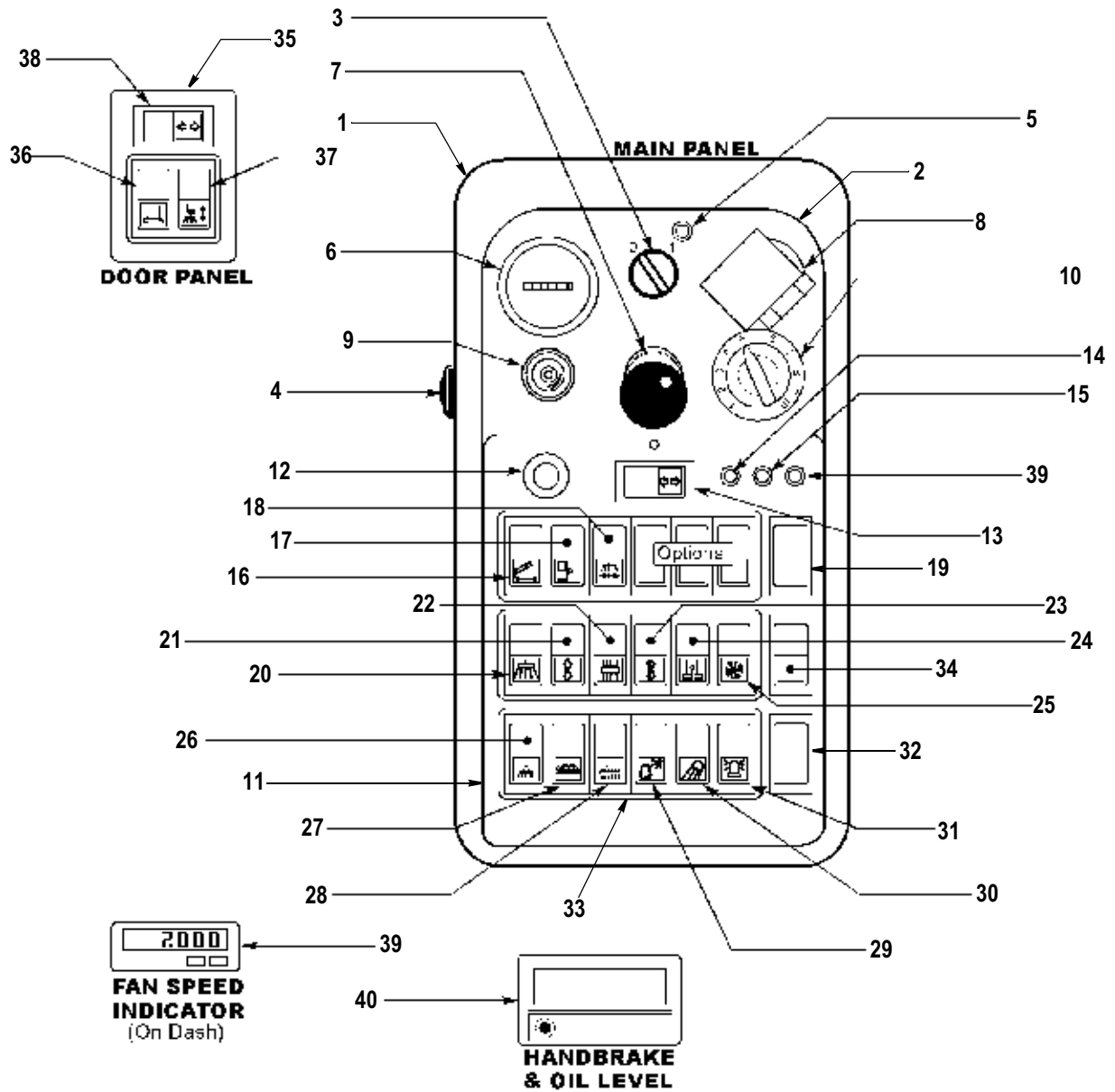


When ordering replacement parts, always give the machine's Serial Number and specify Part Number, Quantity & Description



<i>Item</i>	<i>Part Number</i>	<i>Quantity</i>	<i>Description</i>
CONTROLS & INSTRUMENTS (Continued)			
35	025206	1	.. Remote switch box
36	013237	1	... Switch, nozzle tilt
	024298	1 Insert, nozzle tilt/gobbler flap
37	013237	1	... Switch, brush master
	013916	1 Insert, brush up/down
38	013236	1	... Switch, side brush in/out
	020536	1 Insert, left/right arrows
NI	013069	1	... Key, tee bar
NI	013631	1 Clip, mounting, plastic (Firtree)
39	025259	1	... Display, LCD, Fan speed
40	025694	1	... Display, LCD (handbrake), LED (oil level)
41	025287	1	... Pedal, throttle
NI	013069	1	... Key, tee bar
NI	013631	1 Clip, mounting, plastic (Firtree)
NI	020838	3	... Relay, 24 V x 35 A, normally open
NI	014718	4	... Relay, cross-over, 24 V
NI	025483	1	.. Wiring Loom, Zeta Engine Management
NI	024602	1	.. Loom, electrical wiring, GRP panel
NI	013163	1	... Diode, rectifier, 3 Amp
NI	026746	1	... Bridge Rectifier - 40 Amp
NI	014286	6	... Fuse, blade type, 5 Amp
NI	014288	1	... Fuse, blade type, 10 Amp
NI	014289	2	... Fuse, blade type, 15 Amp
NI	014290	3	... Fuse, blade type, 20 Amp
NI	024547	1	.. Plate, enclosure base
NI	022850	1	... Reverse Bleeper 24v

When ordering replacement parts, always give the machine's Serial Number and specify Part Number, Quantity & Description



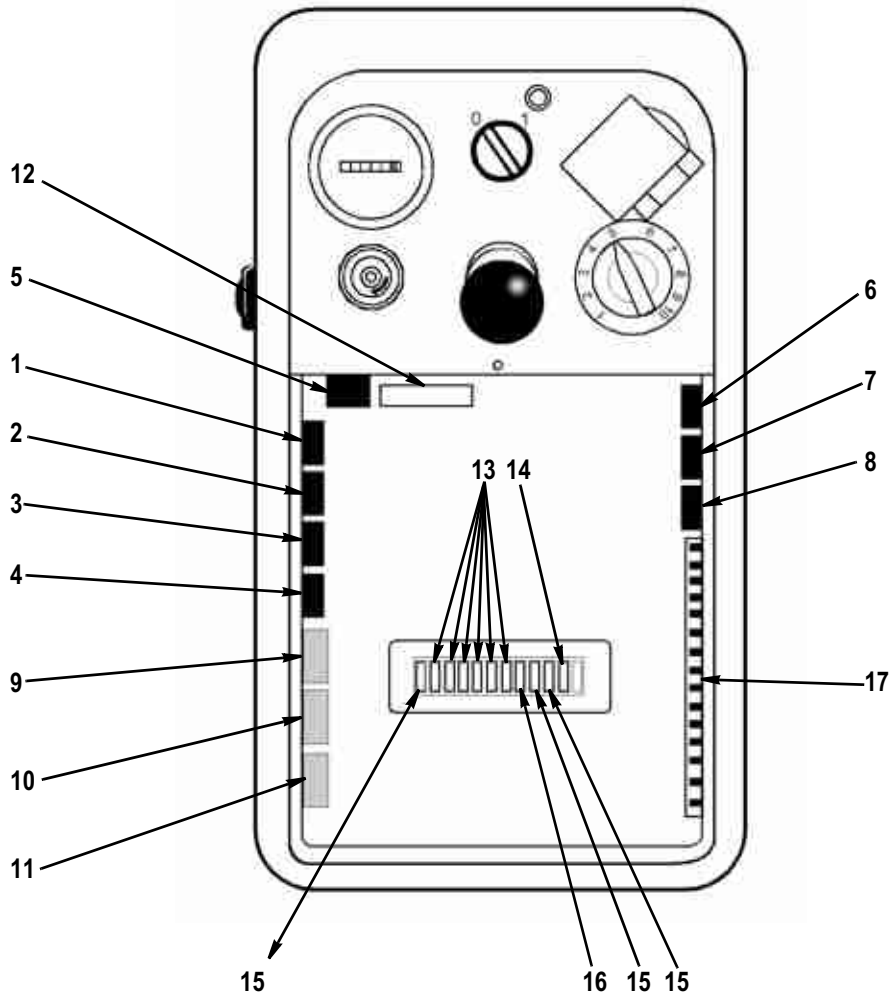
When ordering replacement parts, always give the machine's Serial Number and specify Part Number, Quantity & Description



<i>Item</i>	<i>Part Number</i>	<i>Quantity</i>	<i>Description</i>
RELAYS, FUSES, & DIODES			
1	014718	1	. Relay, 24 V, Reverse
2	014718	1	. Relay, 24 V, Oil Level
3	014718	1	. Relay, 24 V, Timer (1)
4	014718	1	. Relay, 24 V, Timer (2)
5	014718	1	. Relay, 24 V, Neutral Start
6	014718	1	. Relay, 24 V, Zeta Forward
7	014718	1	. Relay, 24 V, Zeta Reverse
8	014718	1	. Relay, 24 V, Drive Motor Valve
9	020838	1	. Relay, 24 V x 35 A, Beacon
10	020838	1	. Relay, 24 V x 35 A, Key Switch
11	020838	1	. Relay, 24 V x 35 A, Main Feed
12	023798	1	. Timer Relay, Brush Lift
13	014286	6	. Fuse, blade type, 5 A
14	014287	1	. Fuse, blade type, 7.5 A
15	014289	3	. Fuse, blade type, 15 A
16	014290	1	. Fuse, blade type, 20 A
17	013163	15	. Diode, 3 A

<i>Item</i>	<i>Part Number</i>	<i>Quantity</i>	<i>Description</i>
ENGINE MANAGEMENT PARTS (NOT ILLUSTRATED)			
NI	025287	1	Throttle pedal (Sauer)
NI	025278	1	Zeta Controller Z911E
NI	025278SE	1	Zeta Controller Z911E (Service Exchange Unit)
NI	025285	1	Actuator Assembly 24v
NI	026249	1	. Actuator arm
NI	020972	2	. Ball Joint M5
NI	025535	1	. Cable, throttle actuator
NI	025784	1	. Kit, mounting
NI	025323	1	. Actuator Bracket
NI	026617	1	. Connector plug

When ordering replacement parts, always give the machine's Serial Number and specify Part Number, Quantity & Description



RELAYS-FUSES & DIODES

When ordering replacement parts, always give the machine's Serial Number and specify Part Number, Quantity & Description



THIS PAGE INTENTIONALLY LEFT BLANK

When ordering replacement parts, always give the machine's Serial Number and specify Part Number, Quantity & Description

ILLUSTRATED PARTS CATALOGUE

SCARAB MONIC

SECTION B TRANSMISSION & BRAKING

Table of Contents

Assembly/Description	Page
TRANSMISSION	
Transmission Pump Assembly (CANbus Models)	1
Transmission Pump Assembly	3
DRIVE MOTOR	
Drive Motor 160 Assembly	5
Drive Motor 250 Assembly	7
FILTER	
Filter Pump Boost Assembly	9
TRANSMISSION MANAGEMENT	
Electrical Components	11
BRAKING	
Drive Flange Assembly	13
Handbrake Assembly	13
Handbrake Assembly - CANbus Machines	15

NOTE:

When replacing hoses, please ensure that the length required is checked physically. In some cases, it will have been necessary to alter hose runs depending upon chassis and/or options fitted, or it might not be practical to fit the replacement hose into the original hose run, thereby requiring a different length to that stated in the parts list.

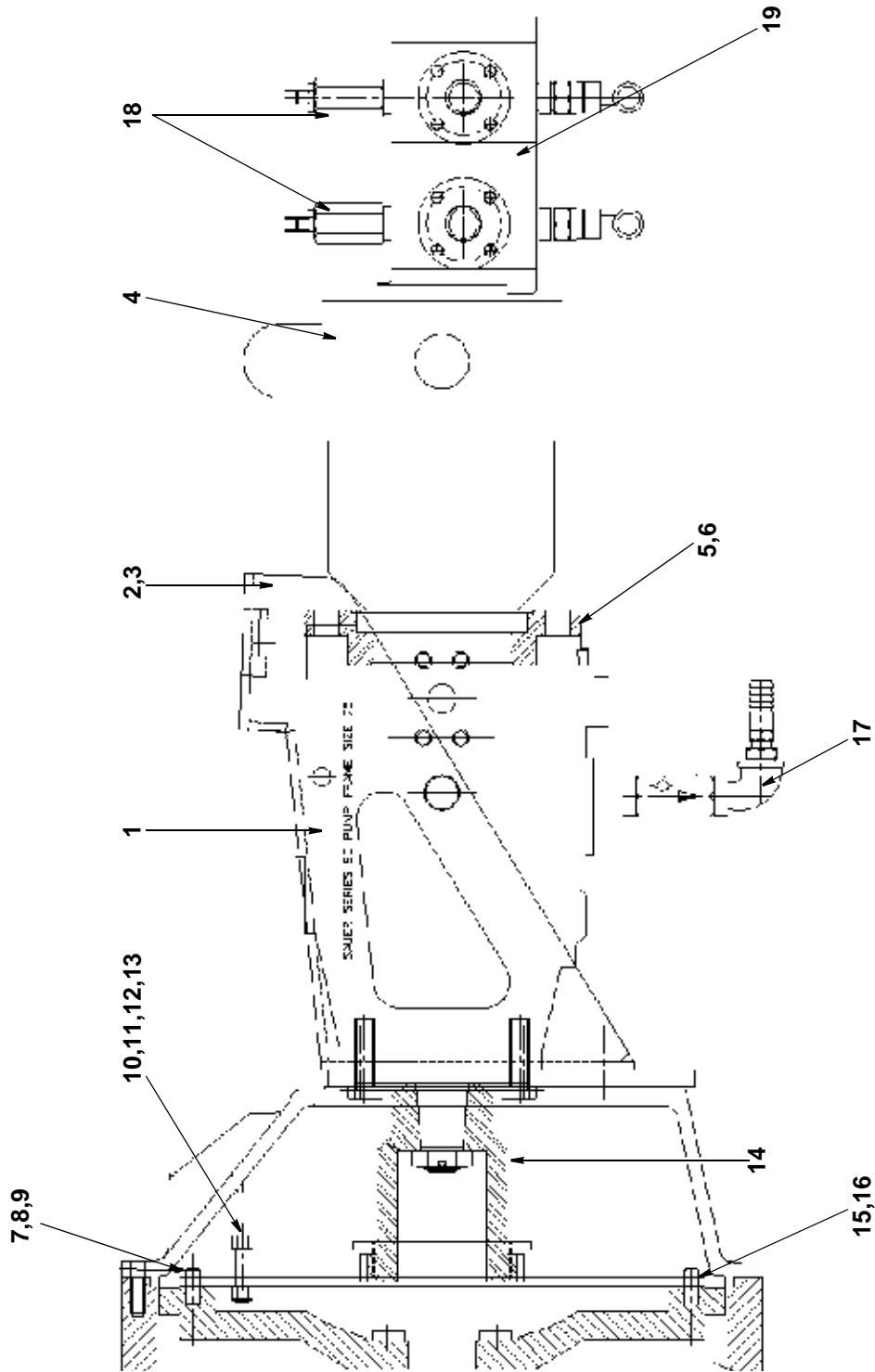
A list of available replacement hoses is included at Section F.



<i>Item</i>	<i>Part Number</i>	<i>Quantity</i>	<i>Description</i>
	030095		TRANSMISSION SYSTEM - CANbus Machines - From Aug 2003
1	028423	1	Pump Sauer 90 R75 (Complete With Charge Pump)
NI	026656	2	. Forward/Reverse Valves
2	024724	1	. Engine mounts L/H
3	024725	1	. Engine mounts R/H
4	025224	1	. Fan Pump assembly
5	026745	1	. . . O Ring (between Fan pump and Transmission Pump)
6	024841	1	. . Pump plate
7	025344	1	. . Bell housing mod to Original Isuzu Bell Housing
8	025345	1	. . Inspection cover
9	025346	2	. . Plug
*10	024746	1	. . . Bowex Coupling
NI	030161	1 Locating Ring (From June 2003)
11	000222	8 Bolt M10 x 1 x 40
12	000095	8 Nuts M10 x 1
13	011094	8 Washer M10
14	024755	1	. . Coupling
15	024745	1	. . Flywheel plate
16	000216	10	. . . Bolt M10 x 20 x 1.25 pitch
17	025044	1	. . Valve non return assembly
18	024537	2	. . Flow Control Valves
NI	026179	1	. . PPU
NI	026775	1	. . . Plastic plug
19	024592	1	. Double gear pump
NI	026710	1	Transmission Hose, Forward
NI	026711	1	Transmission Hose, Reverse
NI	025109	1	Valve, non return 1/2" BSP (4 BAR)
NI	030529	1	Braking switch (Hydrostatic)

NOTE: From June 2003 Bowex coupling fitted on locating ring to centralise on flywheel adaptor.

When ordering replacement parts, always give the machine's Serial Number and specify Part Number, Quantity & Description



TRANSMISSION ASSEMBLY

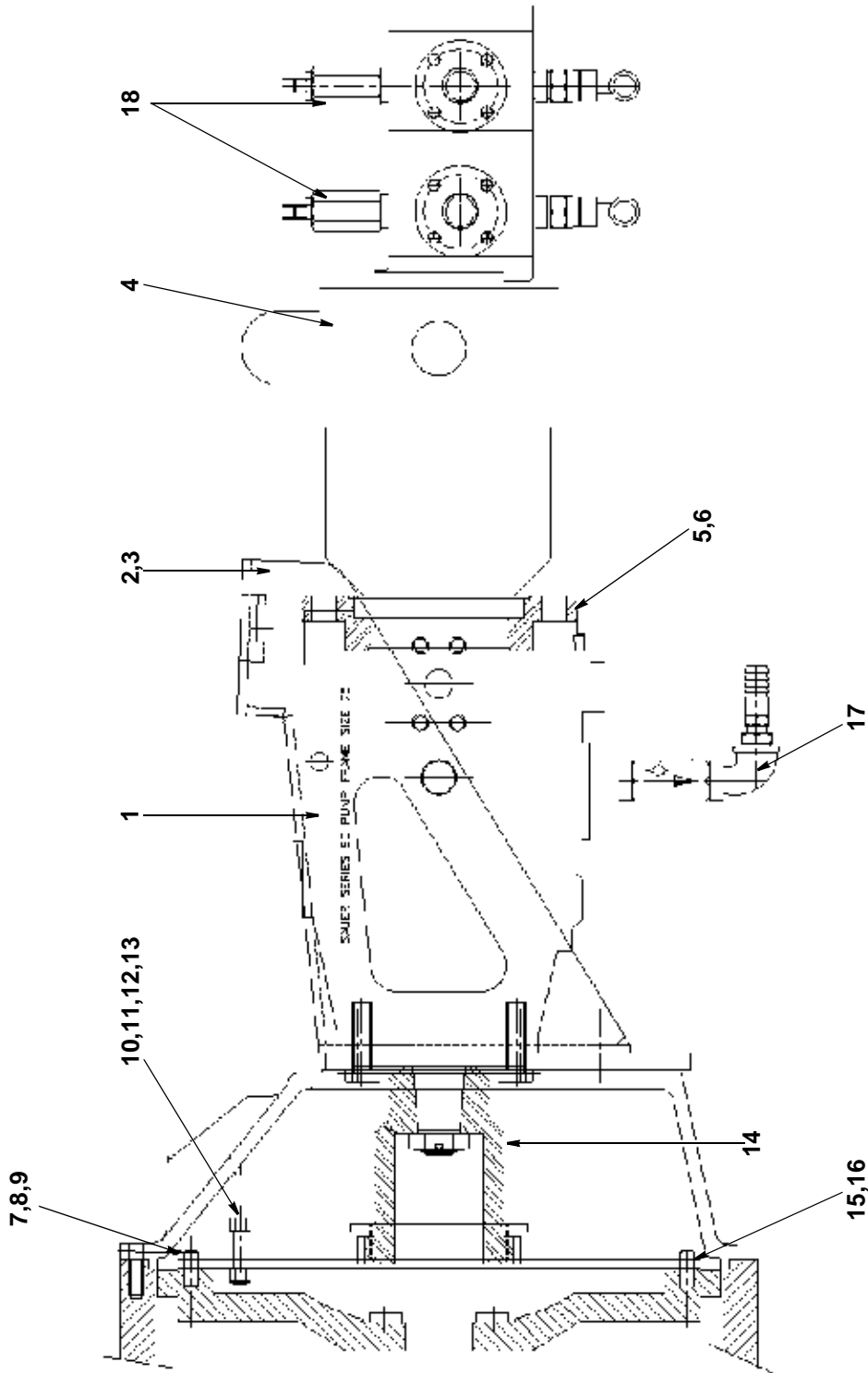
When ordering replacement parts, always give the machine's Serial Number and specify Part Number, Quantity & Description



<i>Item</i>	<i>Part Number</i>	<i>Quantity</i>	<i>Description</i>
	024866		TRANSMISSION SYSTEM Upto August 2003
1	025312	1	Pump Sauer 90R75
2	024724	1	. Engine mounts L/H
3	024725	1	. Engine mounts R/H
4	025224	1	. Fan Pump assembly
5	026745	1	. . . O Ring (between Fan pump and Transmission Pump)
6	024841	1	. . Pump plate
7	025344	1	. . Bell housing mod to Original Isuzu Bell Housing
8	025345	1	. . Inspection cover
9	025346	2	. . Plug
10	024746	1	. . . Bowex Coupling
11	000222	8 Bolt M10 x 1 x 40
12	000095	8 Nuts M10 x 1
13	011094	8 Washer M10
14	024755	1	. . Coupling
15	024745	1	. . Flywheel plate
16	000216	10	. . . Bolt M10 x 20 x 1.25 pitch
17	025044	1	. . Valve non return assembly
18	026656	2	. . Forward/Reverse valves
NI	026179	1	. . PPU
NI	026775	1	. . . Plastic plug
19	024592	1	. Double gear pump
NI	026710	1	Transmission Hose, Forward
NI	026711	1	Transmission Hose, Reverse
NI	025109	1	Valve, non return 1/2" BSP (4 BAR)

NOTE: From June 2003 Bowex coupling fitted on locating ring to centralise on flywheel adaptor.

When ordering replacement parts, always give the machine's Serial Number and specify Part Number, Quantity & Description



TRANSMISSION ASSEMBLY

When ordering replacement parts, always give the machine's Serial Number and specify Part Number, Quantity & Description

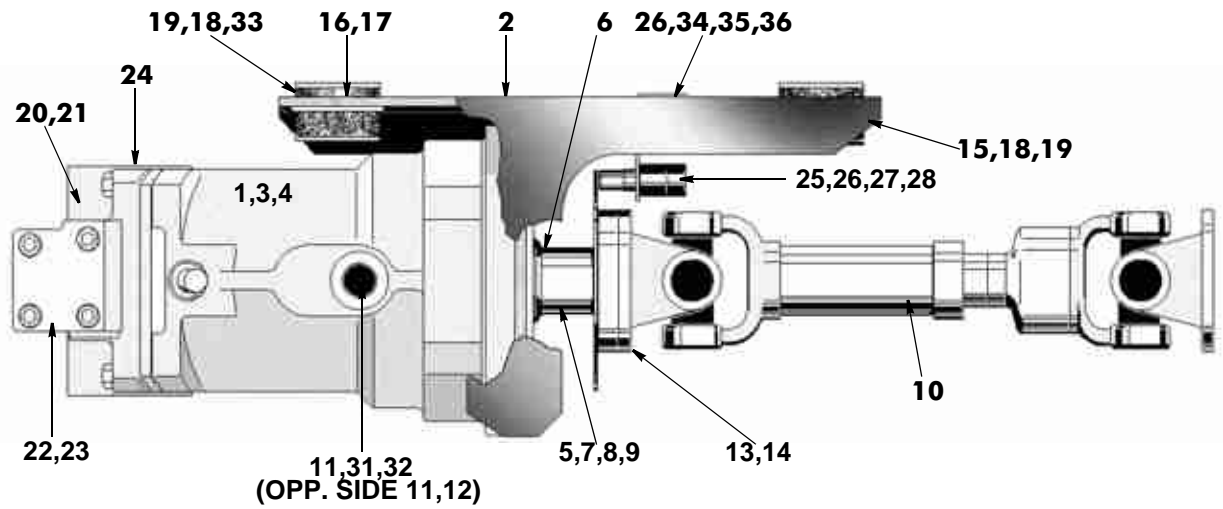


<i>Item</i>	<i>Part Number</i>	<i>Quantity</i>	<i>Description</i>
	025775		DRIVE MOTOR 51V 250 ASSEMBLY
1	025101	1	Motor Sauer 250
NI	026744	1	. Seal, main shaft
NI	026179	1	. Pulse pick up
NI	027239	1	. Solenoid and Coil
NI	026031	1	. . Motor coil for 027239
NI	026033	1	. Plug
2	025322	1	Motor Support 250
3	000106	4	Setscrew, hex, M18 x 70mm
4	011139	4	Nut, nyloc M18
5	025376	1	Motor coupling, 4 hole
6	020577	1	V Ring VS0060
7	013439	1	Washer
8	000025	1	Setscrew, hex, 5/8" x 11/2"
9	000039	1	Spring washer 5/8"
10	024727	1	Prop shaft
11	011345	2	Adaptor 1 5/16" x 1/2"
12	011234	1	Hose elbow 1/2" x 5/8"
13	011085	4	Setscrew, hex, M12 x 1.25 x 35
14	011086	4	Fine nut, nyloc M12 x 1.25
15	024979	2	Rubber mount (Blue)
16	011056	4	Bolt, hex, M12 x 70mm
17	011077	4	Nut, nyloc M12
18	011010	8	Setscrew, hex M8 x 20mm
19	011073	8	Nut, nyloc M8
20	002070	2	Split Flange kit 1 1/4" SAE
21	000213	8	Bolt, hex 1/2 UNC x 1 3/4"
22	013885	1	Restrictor No 10
23	011171	1	Swivel elbow 1/4"
24	002073	2	Test point 9/16"
25	025375	1	Tacho sensor ring
26	025377	1	Tacho sensor bracket
27	014911	1	Tachograph head
28	000140	2	Locknut M18 x 1.5
29	026710	1	Hose, transmission Forward
30	026711	1	Hose, transmission Reverse
31	011225	1	G.Elbow 1/2"
32	025181	1	Hosetail 1/2" to 3/4"
33	025774	2	Rubber mount (Yellow)
34	011031	2	Bolt, hex M10 x 25mm
35	011075	1	Nut M10
36	011094	2	Washer M10

When ordering replacement parts, always give the machine's Serial Number and specify Part Number, Quantity & Description



29 TOP PORT (FWD)
30 BOTTOM PORT (REV)



For handbrake drum see Section B13

DRIVE MOTOR ASSEMBLY 51V 250

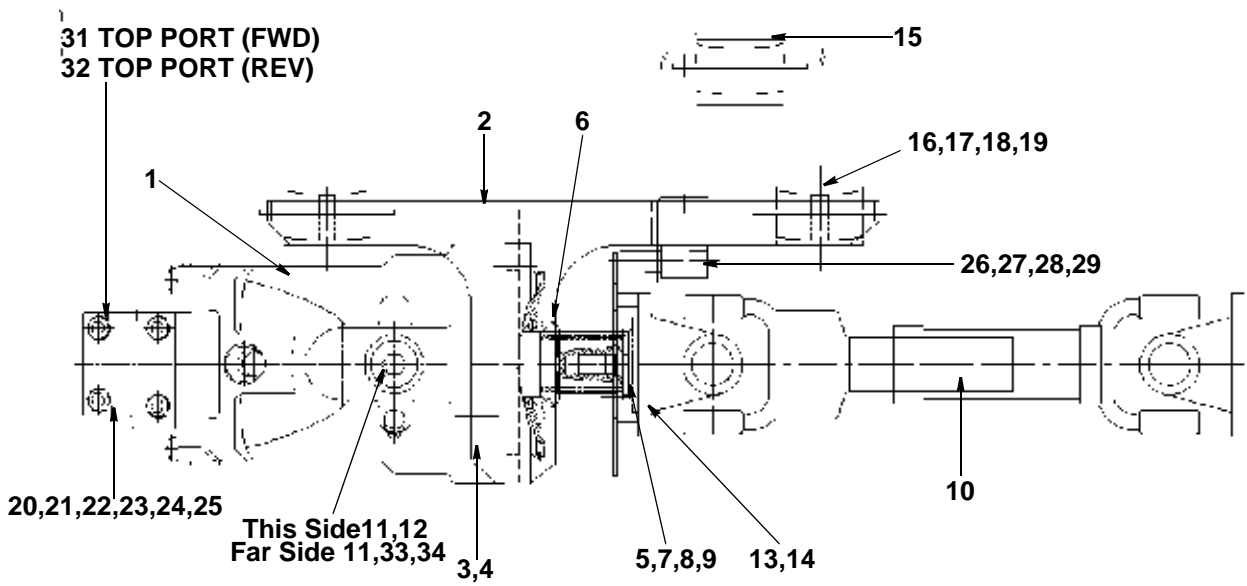
When ordering replacement parts, always give the machine's Serial Number and specify Part Number, Quantity & Description



<i>Item</i>	<i>Part Number</i>	<i>Quantity</i>	<i>Description</i>
	024863		DRIVE MOTOR 51V 160 ASSEMBLY
1	024671	1	*Motor Sauer
NI	026179	1	. Pulse Pick Up
2	024739	1	Motor Support
3	011137	4	Setscrew, hex M18 x 50mm
4	011139	4	Nut, nyloc M18
5	024862	1	Motor coupling, 6 hole (13 Spline Motor)
5	025376	1	Motor Coupling, 4 hole (27 Spline Motor)
6	020577	1	V-Ring
7	013439	1	Washer
8	000025	1	Setscrew, hex 5/8" x 1 1/2"
9	000039	1	Spring washer 5/8"
10	024727	1	Prop shaft
11	011345	2	Adaptor 1 5/16" x 1/2"
12	011234	1	Hose elbow 1/2" x 5/8"
13	011085	4	Setscrew M12 x 1.25 x 35 mm
14	011086	4	Nut, nyloc M12 x 1.25
15	024979	4	Rubber mounts
16	011056	4	Bolt, hex M12 x 70 mm
17	011077	4	Nut, nyloc M12
18	011010	8	Setscrew, hex M8 x 20 mm
19	011073	8	Nut, nyloc M8
20	002001	2	Flange 1" Split Kit
21	000196	8	Bolt, hex 7/16 UNC x 2 1/2"
22	011264	1	Adaptor 9/16 UNF x 1/4"
23	011171	1	Swivel elbow 1/4"
24	025163	1	Pressure Switch
25	013517	2	O Ring 33 I/D 3.5 section
26	025375	1	Tacho sensor ring
27	025377	1	Tacho sensor bracket
28	014911	1	Tachograph head
29	000140	1	Locknut M18 x 1.5
30	010981	1	Hose 1/4 x 711
31	026710	1	Hose transmission forward
32	026711	1	Hose transmission Reverse
33	011225	1	G.Elbow 1/2"
34	025181	1	Hosetail 1/2" to 3/4"

NOTE: * Drive motor 51V160 was used on the following M/C numbers only:
R3989, R3613, R3917, R3912, R3770, R3890, R3848

When ordering replacement parts, always give the machine's Serial Number and specify Part Number, Quantity & Description



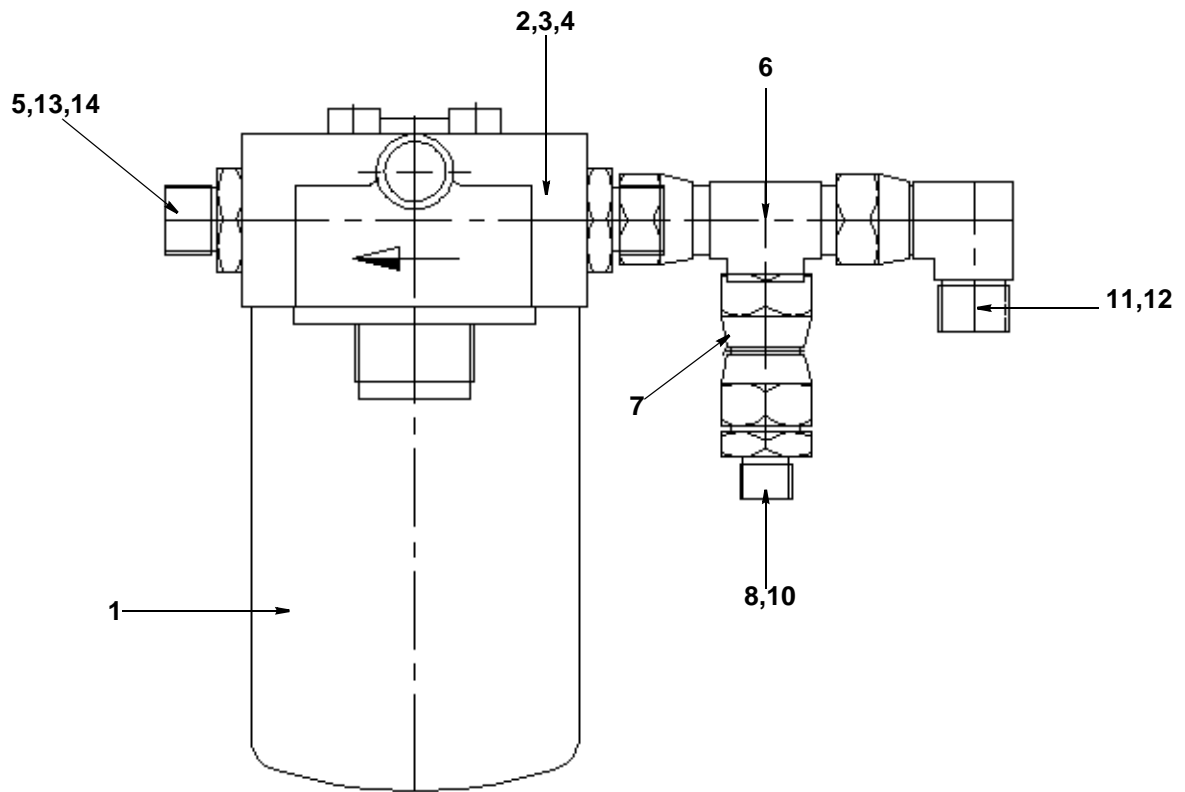
DRIVE MOTOR ASSEMBLY 51V 160

When ordering replacement parts, always give the machine's Serial Number and specify Part Number, Quantity & Description



<i>Item</i>	<i>Part Number</i>	<i>Quantity</i>	<i>Description</i>
	025043		ASSEMBLY FILTER PUMP BOOST
1	021038	1	Filter Hydraulic element
2	021731	1	. Filter head kit HMK04
3	011022	2	. Setscrew, hex 3/8" UNC x 3/8"
4	011406	2	. Spring washer 3/8" HP S/Coil
5	011265	2	. Adaptor 1 1/16" UNF x 1/2" BSP
6	011183	1	. Tee nut on branch 1/2"
7	011178	1	. Adaptor 1/2" Nut/Nut
8	011167	1	. Adaptor 1/2" x 3/8" BSP
9	011173	1	. Swivel elbow 1/2" BSP
10	011310	1	. Hose 3/8" x 300 LG
11	010970	1	. Hose 1/2" x 460 LG
12	011173	1	. Swivel elbow 1/2" BSP
13	010992	1	. Hose 1/2" x 711 LG
14	011173	1	. Swivel Elbow 1/2" BSP

When ordering replacement parts, always give the machine's Serial Number and specify Part Number, Quantity & Description



B

ASSEMBLY FILTER PUMP BOOST

When ordering replacement parts, always give the machine's Serial Number and specify Part Number, Quantity & Description



<i>Item</i>	<i>Part Number</i>	<i>Quantity</i>	<i>Description</i>
TRANSMISSION MANAGEMENT COMPONENTS			
1	025287	1	Throttle pedal (Sauer)
2	025278	1	Zeta Contoller Z911E
2	025278SE	1	Zeta Contoller Z911E (Service Exchange Unit)
3	025285	1	Actuator Assembly
4	026249	1	. Actuator arm
NI	020972	1	. Ball Joint M5
NI	025323	1	. Bracket
5	025535	1	. Cable, throttle actuator
NI	028432	1	Transmission Pump CANbus machinesPage B1
NI	025312	1	Transmission Pump.....Page B1
NI	025101	1	Drive Motor 250.....Page B5
NI	024671	1	Drive Motor 160.....Page B7

When ordering replacement parts, always give the machine's Serial Number and specify Part Number, Quantity & Description




DRIVE PEDAL



ZETA CONTROLLER

B



ACTUATOR

When ordering replacement parts, always give the machine's Serial Number and specify Part Number, Quantity & Description



<i>Item</i>	<i>Part Number</i>	<i>Quantity</i>	<i>Description</i>
	025283		ASSEMBLY OF DRIVE FLANGE (Diff End)
1	024718	1	Drive Flange
2	025282	1	. Flange (This is an Isuzu G/Box Flange Modified by Scarab)
3	025284	4	. Bolt

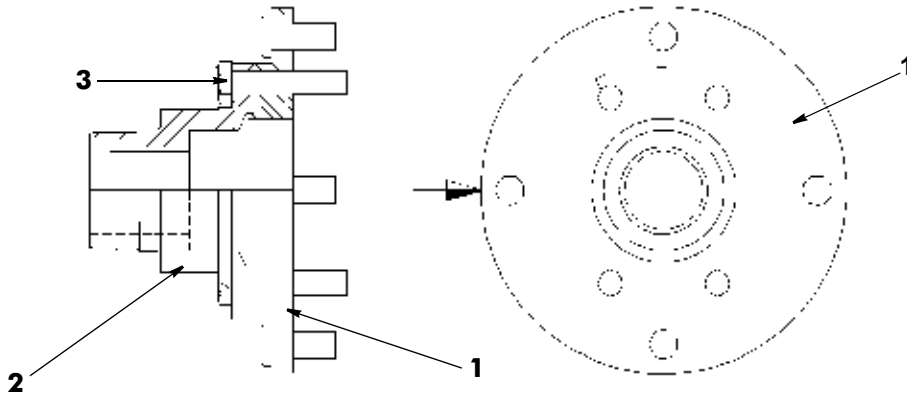
<i>Item</i>	<i>Part Number</i>	<i>Quantity</i>	<i>Description</i>
	024865		ASSEMBLY OF HANDBRAKE
1	024719	1	Brake support
2	025083	1	. Spacer ring
3	025283	1	. Drive flange assembly
4	024748	1	. Cable handbrake
5	026854	1	. Handbrake backplate & shoe assembly (Isuzu)

NOTE: Handbrake assembly for CANbus machines see page B15

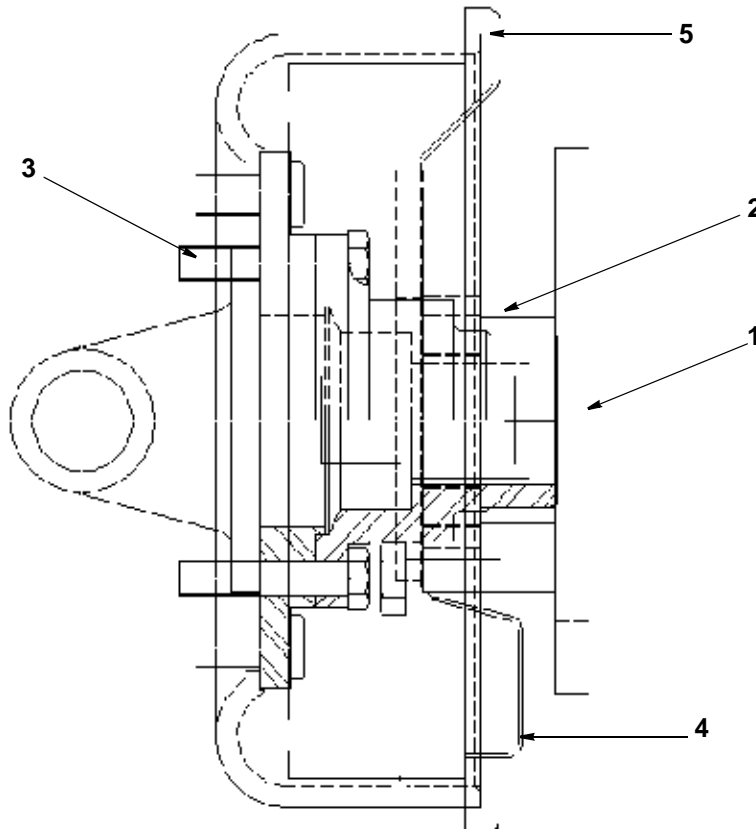
When ordering replacement parts, always give the machine's Serial Number and specify Part Number, Quantity & Description



B



ASSEMBLY OF DRIVE FLANGE



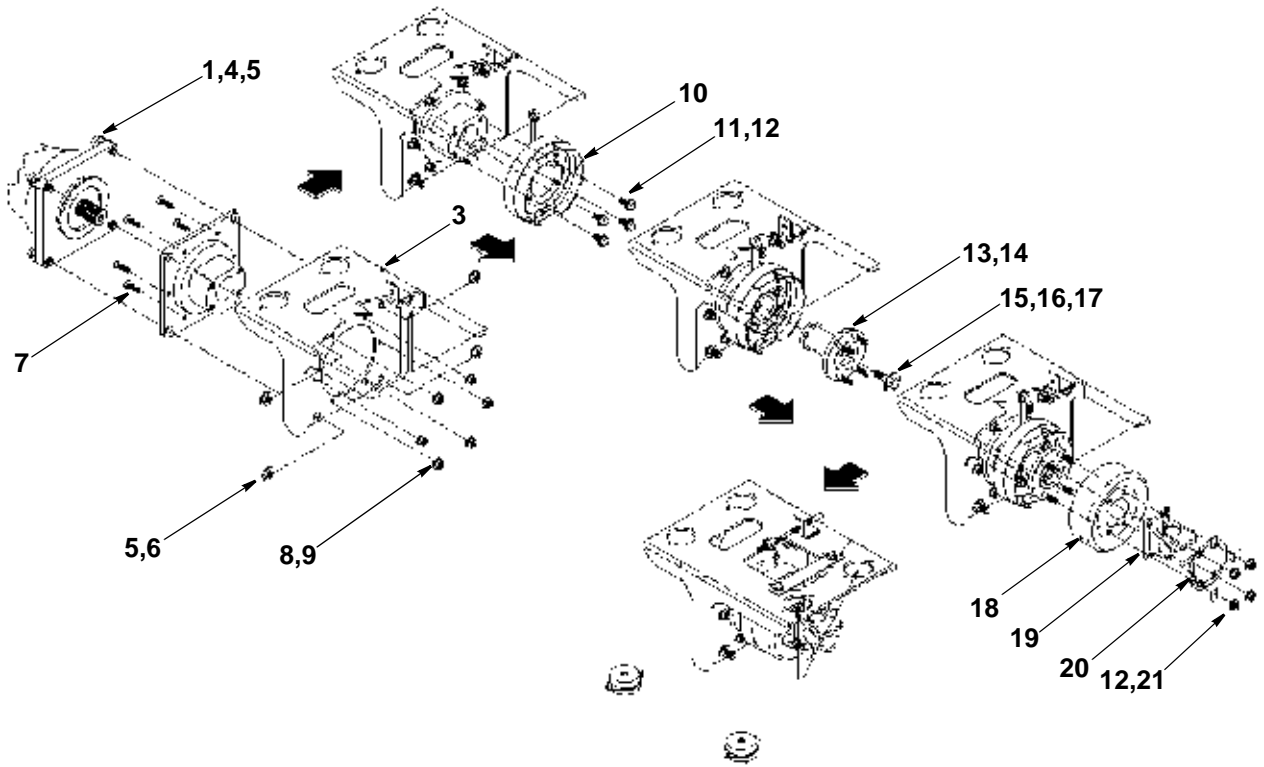
ASSEMBLY OF HANDBRAKE

When ordering replacement parts, always give the machine's Serial Number and specify Part Number, Quantity & Description



<i>Item</i>	<i>Part Number</i>	<i>Quantity</i>	<i>Description</i>
	030402		ASSEMBLY OF HANDBRAKE - CANbus Machines
NI	031234	1	Cable, Handbrake
1	030708	1	Drive motor assembly
2	030406	1	Handbrake mount
3	030409	4	Motor support
4	011140	4	. Bolt, hex, M18 x 90mm
5	011139	4	. Nut, Nyloc, M18
6	011138	4	. Washer, M18
7	000167	6	Socket Screw M10 x 40mm
8	011075	6	Nut, Nyloc, M10
9	011094	6	Washer, M10
10		1	Backplate, handbrake
11	011085	4	Setscrew, hex, M12 x 1.25 x 35
12	011097	8	Washer, spring, M12
13	020577	1	V Ring seal
14	030403	1	Drive flange assembly
15	000025	1	Setscrew, hex, 5/8" UNC x 1 1/2"
16	013439	1	Washer
17	000039	1	Washer, 5/8"
18		1	Drum, handbrake
19	024727	1	Propshaft
20	030407	1	Tacho sensor ring
21	011086	4	Nut, Nyloc, M12 x 1.25 (Fine)
22	025377	1	Bracket, Tacho sensor
23	014911	1	Tachograph Head
24	000140	1	Locknut M18 x 1.5
25	011031	2	Bolt, hex, M10 x 25mm
26	011075	2	Nut, Nyloc, M10
27	011094	2	Washer, M10
28	024979	2	Mount, Rubber (Blue)
29	011056	4	Bolt, Hex, M12 x 70mm
30	011077	4	Nut, Nyloc, M12
31	011010	8	Setscrew, hex, M8 x 20mm
32	011073	8	Nut, Nyloc, M8
33	025774	2	Mount, Rubber (Yellow)

When ordering replacement parts, always give the machine's Serial Number and specify Part Number, Quantity & Description



**HANDBRAKE ASSEMBLY
CANbus Machines**

When ordering replacement parts, always give the machine's Serial Number and specify Part Number, Quantity & Description



THIS PAGE INTENTIONALLY LEFT BLANK

When ordering replacement parts, always give the machine's Serial Number and specify Part Number, Quantity & Description

ILLUSTRATED PARTS CATALOGUE

SCARAB MONIC

SECTION C HOPPER, SUBFRAME & RELATED EQUIPMENT

Table of Contents

Assembly/Description	Page
Hopper, Subframe & Gantry - General Arrangement	1
Packer plates, Engine mounts & U Bolts	1
Consumable Items (Filters & Sedimentors)	1
SUBFRAME & ASSOCIATED COMPONENTS	
Exhaust System Components	3
Fuel Tank Assembly	5
Rear Chassis Finishers & Rear Lamps	5
Air Cylinder Arrangement	5
Oil Cooler Frame Arrangement	7
Oil Cooler and Related Components	9
Sub-Frame Piping & Related Components	11
HOPPER & ASSOCIATED COMPONENTS	
Hopper General Arrangement	13
Hopper Rear & Rear Door Arrangement	15
Hopper Internal Components	17
Auto Blanking Arrangement	19
Ram Arrangement, Rear Door Opening	21
Ram Arrangement, Rear Door Locking	21
Suction Fan Motor Assembly	23
Suction Fan Arrangement	23
Fan Cleaning Jet Assembly	25
Hopper Cover Arrangement	27

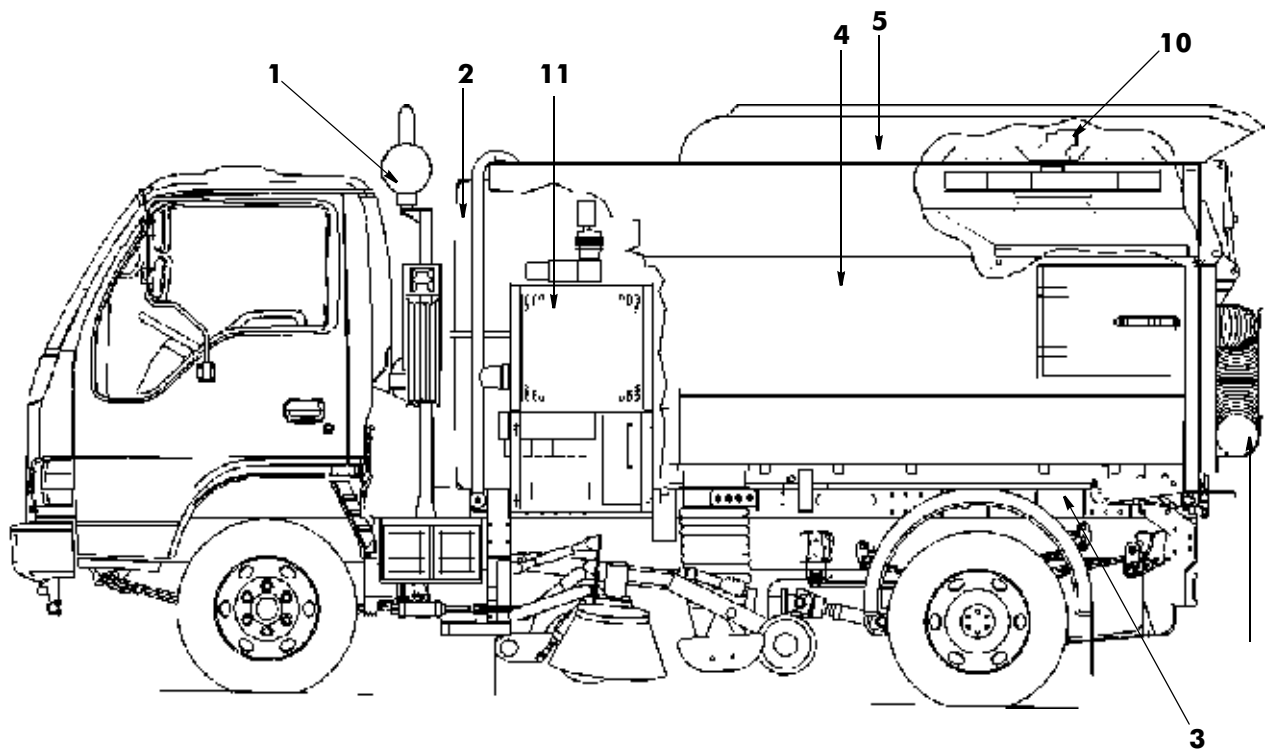
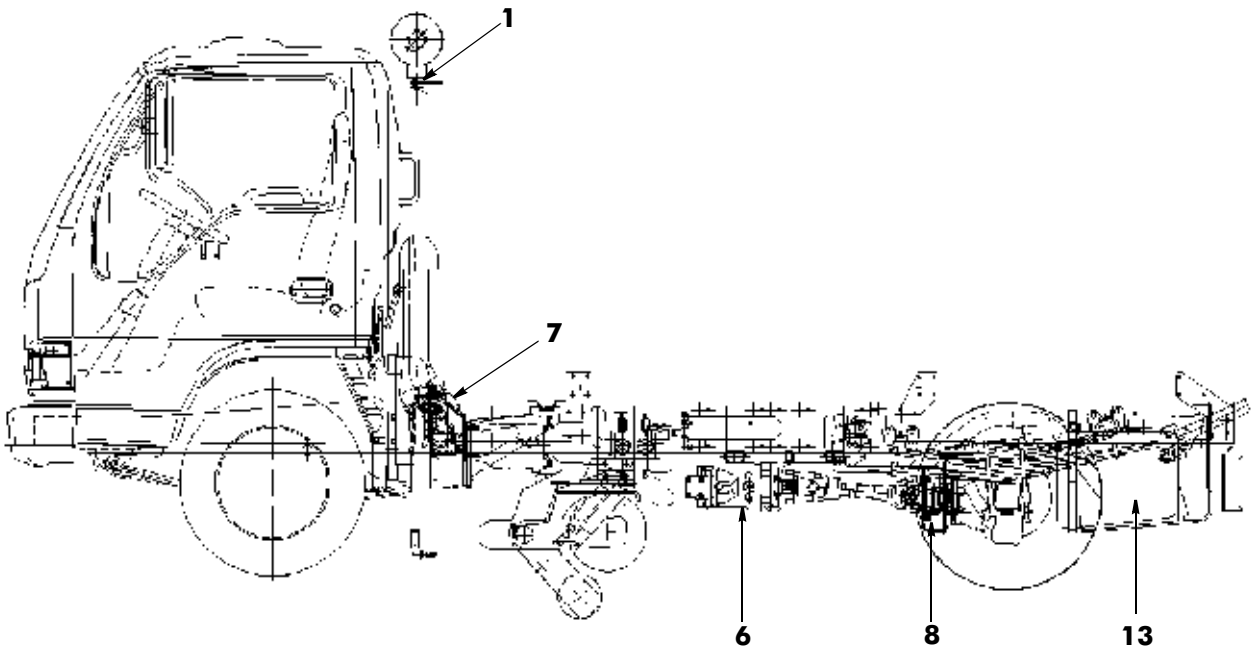


<i>Item</i>	<i>Part Number</i>	<i>Quantity</i>	<i>Description</i>
GENERAL ARRANGEMENT OF SUBFRAME, HOPPER & GANTRY			
1	025308/025036	1	EXHAUST GANTRY ASSEMBLYPage C3
2	025369	1	WATER TANK ASSEMBLY..... Page E7
3	025735	1	SUBFRAME ASSEMBLYPage C1
4	024788	1	HOPPER ASSEMBLYPage C13/15
5	026061	1	HOPPER COVER ASSEMBLY.....Page C27
6	024863/025775	1	DRIVE MOTOR ASSEMBLY Page B3/5
7	024866	1	TRANSMISSION PUMP ASSEMBLY Page B1
8	024865	1	HANDBRAKE BRAKE ASSEMBLY..... Page B12
9	026062	1	PNEUMATIC CONTROL BOX ASSEMBLY.....Page G1
10	025392	1	FAN MOTOR ASSEMBLY.....Page C23
11	025350	1	OIL COOLER ARRANGEMENT..... Page C7/F1
12	025378	1	FAN ASSEMBLY..... Page F7
13	025381	1	FUEL TANK ASSEMBLY.....Page C5

<i>Item</i>	<i>Part Number</i>	<i>Quantity</i>	<i>Description</i>
PACKER PLATES , ENGINE MOUNTS & U BOLTS			
NI	028340	4	Packer, Under Cab Catch (2 off each side)
NI	028339	2	Monic Axle Pads
NI	028411	4	Packer, Engine
NI	024724	1	Engine mount, Rear LH
NI	024725	1	Engine mount, Rear RH
NI	028412	6	Packer, Radiator
NI	024902	2	Spring packer, Rear
NI	024903	2	Peg, axle locating, Rear
NI	024905	4	U bolt, Rear 408 Lg
NI	024906	2	Spring packer, Front
NI	024904	4	U bolt, Front 185 Lg
NI	024907	2	Peg axle locating, Front

<i>Item</i>	<i>Part Number</i>	<i>Quantity</i>	<i>Description</i>
CONSUMABLE ITEMS			
NI	027236	1	Fuel Sedimentor
NI	026852	1	Fuel Filter
NI	026853	1	Oil Filter
NI	026851	1	Air Filter

When ordering replacement parts, always give the machine's Serial Number and specify Part Number, Quantity & Description



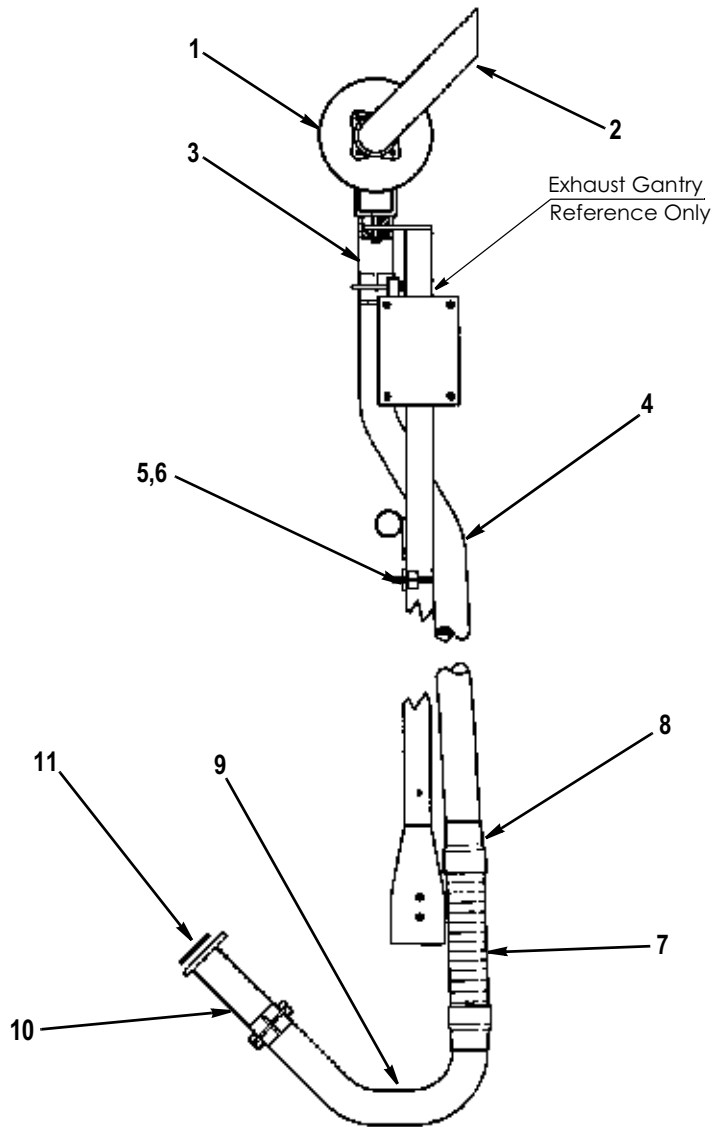
GENERAL ARRANGEMENT OF SUBFRAME, HOPPER & GANTRY

When ordering replacement parts, always give the machine's Serial Number and specify Part Number, Quantity & Description



<i>Item</i>	<i>Part Number</i>	<i>Quantity</i>	<i>Description</i>
	025308		GANTRY - EXHAUST ASSEMBLY
1	025306	1	. Silencer, (original Isuzu item repositioned to gantry)
NI	025305	2	. . Mounting, silencer (original Isuzu item)
NI	028679	1	. . Heat Shield, exhaust
2	025320	1	. . Tail pipe
3	025321	1	. . Inlet elbow
NI	021704	1	. . . U-clamp, exhaust
4	025470	1	. Down pipe, exhaust
NI	021704	1	. . U-clamp, exhaust
5	025553	1	. . Bracket, exhaust
6	013416	1	. . Block, mounting, rubber
7	014416	1	. . Exhaust pipe, flexible
8	014415	2	. . Lap joint, 2 1/2"
9	025491	1	. Front pipe, exhaust
10	025197	1	. Flange, exhaust
NI	021704	1	. . U-clamp, exhaust
NI	013416	1	. . . Rubber mounting
11	025199	1	. . Seal, exhaust flange (original Isuzu item)
NI	025473	1	. . Lance stowage

When ordering replacement parts, always give the machine's Serial Number and specify Part Number, Quantity & Description



EXHAUST SYSTEM COMPONENTS

When ordering replacement parts, always give the machine's Serial Number and specify Part Number, Quantity & Description




<i>Item</i>	<i>Part Number</i>	<i>Quantity</i>	<i>Description</i>
	025381		FUEL TANK ASSEMBLY
1	028024	1	Fuel Tank
NI	014167	1	. Fuel tank cap
2	025325	1	.. Fuel tank support
NI	025326	2	.. Stepped washer
NI	011011	2	.. Setscrew, hex, M8 x 25 mm
NI	011010	8	.. Setscrew, hex, M18 x 20 mm
NI	011073	10	.. Nut, nyloc M8
NI	012928	2	.. Jubilee clip No 2X
NI	026614	0.12	.. Hose 55 mm
NI	026709	1	. Rubber fuel filler cover
NI	027236	1	Sedimentor, Fuel
NI	026852	1	Filter, Fuel

<i>Item</i>	<i>Part Number</i>	<i>Quantity</i>	<i>Description</i>
			REAR CHASSIS FINISHERS & REAR LAMPS / BRACKETS
1	024823	1	Rear finisher
2	026709	1	. Rubber Flap, Filler cover
3	013482	1	Lamp, Rear LH*
3	030668	1	Lamp, Rear LH (Valeo)*
NI	030023	1	. Bracket (Trucklite lamp)*
4	013483	1	Lamp, Rear RH*
4	030669	1	Lamp, Rear RH (Valeo)*
NI	030024	1	. Bracket (Trucklite lamp)*
5	014677	2	. Harness, Electrical
5	031346	1	. Harness, Electrical (Valeo)
6	026696	2	. Rear brackets
7	028708	2	. Cover, rear lights
8	022264	2	Mudguard
NI	025348	1	Bumper bracket, LH
NI	025349	1	Bumper bracket, RH


Note:* Please supply machine number when ordering.

<i>Item</i>	<i>Part Number</i>	<i>Quantity</i>	<i>Description</i>
			AIR CYLINDER ARRANGEMENT
1	024750	1	Cylinder 10 litre
2	024751	2	. Strap
3	024752	1	. Drain M22
4	024753	1	. Unloader valve
NI	024749	1	.. COMPRESSOR Page F3


When ordering replacement parts, always give the machine's Serial Number and specify Part Number, Quantity & Description



FUEL TANK ASSEMBLY



CHASSIS FINISHER AND LAMPS/BRACKETS



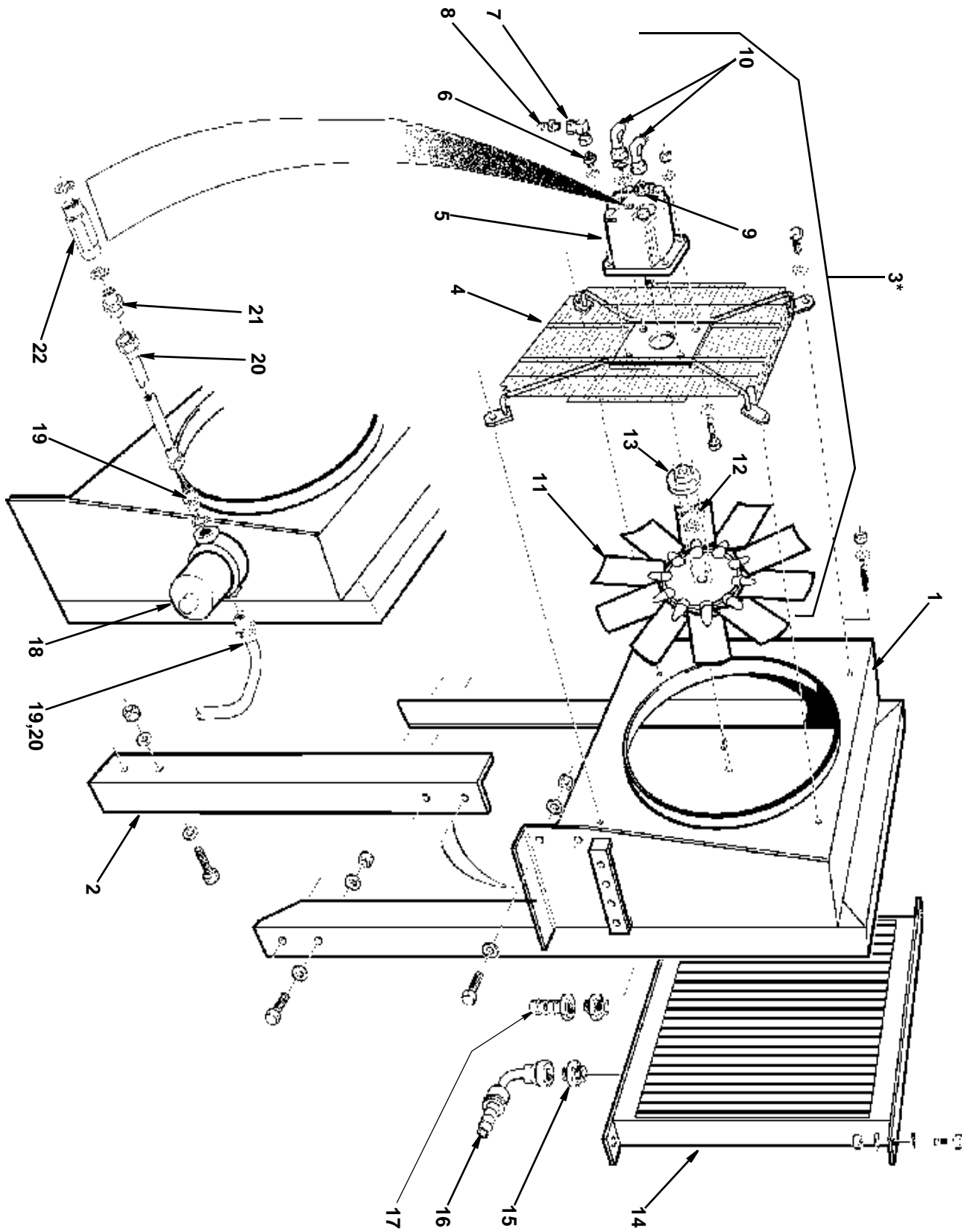
COMPRESSED AIR CYLINDER

When ordering replacement parts, always give the machine's Serial Number and specify Part Number, Quantity & Description



Item	Part Number	Quantity	Description
	025378		OIL COOLER ARRANGEMENT
1	027746	1	Frame, support, oil cooler (From July 2002)
1	025311	1	Frame, support, oil cooler (Upto July 2002)
	011054	2	.. Bolt, hex hd, M12 x 45 mm long
	011096	4	.. Washer, plain, 12 mm
	011077	2	.. Nut, hex, M12, Nyloc
	011051	2	.. Bolt, hex hd, M12 x 25 mm long
	011077	2	.. Nut, hex, M12, Nyloc
	011096	4	.. Washer, plain, 12 mm
2	024838	1	.. Leg, cooler support
	011052	4	... Bolt, hex hd, M12 x 30mm long
	011077	4	... Nut, hex, M12, Nyloc
3	028276	1	. Fan assembly complete (From July 2002) Page F5
3	025378	1	. Fan assembly complete (Upto July 2002) Page F5
	011001	4	.. Bolt, hex hd, M6 x 16 mm long (into captive nut) or
	021513	4	.. Stud, M6 x 30 mm long (bonded into captive nut)
	011071	4	.. Nut, hex, M6, Nyloc (onto stud)
4	020883	1	.. Bracket, fan mounting
5	025107	1	.. MOTOR, HYDRAULIC, COOLING FAN (From July 2002) . . . PAGE F9
5	021315	1	.. MOTOR, HYDRAULIC, COOLING FAN (Upto July 2002) PAGE F9
	011068	4	... Bolt, hex hd, M6 x 35 mm long
	011090	4	... Washer, plain 6 mm
	011071	4	... Nut, hex, M6, Nyloc
6	011158	1	... Adaptor, 1/4" BSP
NI	011150	1	... Seal, Dowty, 1/4"
7	011169	1	... Elbow, Swivel, 1/4" BSP, F x F
8	010922	1	... Tail piece, hose, 1/4" BSP x 3/8", straight
9	011167	2	... Adaptor, 1/2" BSP x 3/8" BSP
NI	011154	1	... Seal, Dowty, 1/2"
10	011172	2	... Elbow, swivel, 3/8" BSP, M x F
11	025900	1	.. Fan (From July 2002)
11	024909	1	.. Fan (Upto July 2002)
	000020	4	... Bolt, hex hd, M6 x 30 mm long
	011091	4	... Washer, spring, 6 mm
	011090	4	... Washer, plain, 6 mm
12	013344	4	... Spacer
13	024945	1	... Boss, fan
	000014	1	... Nut, hex, 7/16" UNF, Nyloc
	000068	1	... Washer, plain, thin, 7/16"
14	022326	1	. Cooler, oil
	011010	4	.. Bolt, hex hd, M8 x 20 mm long
	011092	8	.. Washer, plain, 8 mm
	011073	4	.. Nut, hex, M8, Nyloc
15	011166	2	.. Adaptor, 3/4" x 1/2"
16	011235	1	.. Tail piece, hose, 1/2" BSP x 5/8", straight
17	011234	1	.. Elbow, swivel, 90° swept, 1/2" BSP x 5/8" hose tail
18	025103	1	. Filter, high pressure, hydraulic oil
	011010	2	.. Bolt, hex hd, M8 x 20 mm long
	011093	2	.. Washer, spring, 8 mm
	011092	2	.. Washer, plain, 8 mm
	011073	2	.. Nut, hex, M8, Nyloc
NI	025104	1	.. Element, high pressure oil filter
19	011166	2	.. Adaptor, 3/4" BSP x 1/2" BSP
20	011310	2	... Hose assembly
21	011159	1	... Adaptor, straight, 3/8" BSP
22	011829	1	... Valve, non-return, 3/8" BSP

When ordering replacement parts, always give the machine's Serial Number and specify Part Number, Quantity & Description



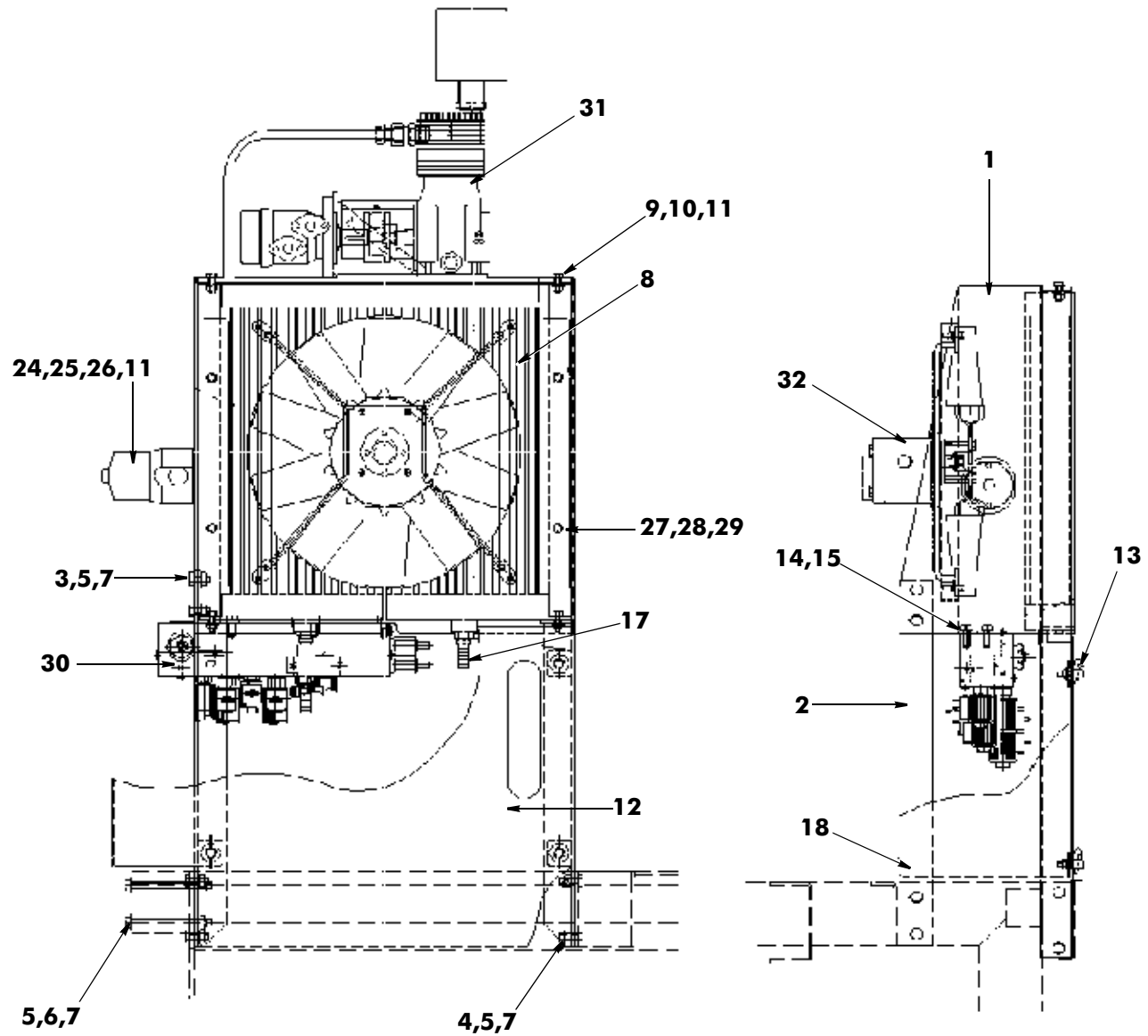
OIL COOLER ARRANGEMENT

When ordering replacement parts, always give the machine's Serial Number and specify Part Number, Quantity & Description



<i>Item</i>	<i>Part Number</i>	<i>Quantity</i>	<i>Description</i>
	025374		COOLER GANTRY AND RELATED COMPONENTS
1	027746	1	Oil cooler frame (From July 2002)
1	025311	1	Oil cooler frame (Upto July 2002)
2	024838	1	Leg cooler frame
3	011031	2	Setscrew M10 x 25 mm
4	011032	4	Bolt M10 x 30 mm
5	011075	6	Nut, nyloc M10
6	000075	2	Bolt M10 x 130 mm
7	011094	8	Washer large M10
8	022326	1	Oil Cooler
9	011011	4	Setscrew M8 x 25 mm
10	011073	4	Nut, nyloc M8
11	011092	10	Washer large M8
12	025383	1	Cover cooler frame
13	012253	4	Antiluce small
14	011030	4	Setscrew M10 x 20 mm
15	011095	4	Spring washer M10
16	010962	1	Reducing Bush 3/4" x 1/2"
17	010931	2	Hosetail 3/4" x 1"
18	010545	0.3	Titanfast
19	010919	1	Tee 3/4"
20	010943	1	Hex Nipple 3/4"
21	010946	1	Reducing Bush 3/4" 3/8"
22	010930	1	Hosetail 3/8" x 5/8"
23	025181	1	Hosetail 1/2" to 3/4"
24	025103	1	Filter
25	011010	2	Hex setscrew M8 x 20 mm
26	011093	2	Spring washer M8
27	025987	2	Cooler blanking strip
28	011071	4	Nut, nyloc M6
29	011090	4	Washer M6
30	024821	1	MAIN VALVE BLOCK ASSEMBLY Page F13
NI	024822	1	VALVE BLOCK ASSEMBLY, BRUSH CONTROL..... Page F15
31	024775	1	COMPRESSOR ASSEMBLY Page F5
32	028276	1	FAN ASSEMBLY (From July 2002) Page F7
32	025378	1	FAN ASSEMBLY (Upto July 2002)..... Page F7
NI	025350	1	OIL TANK ASSEMBLY..... Page F3

When ordering replacement parts, always give the machine's Serial Number and specify Part Number, Quantity & Description




GANTRY AND MOUNTED COMPONENTS

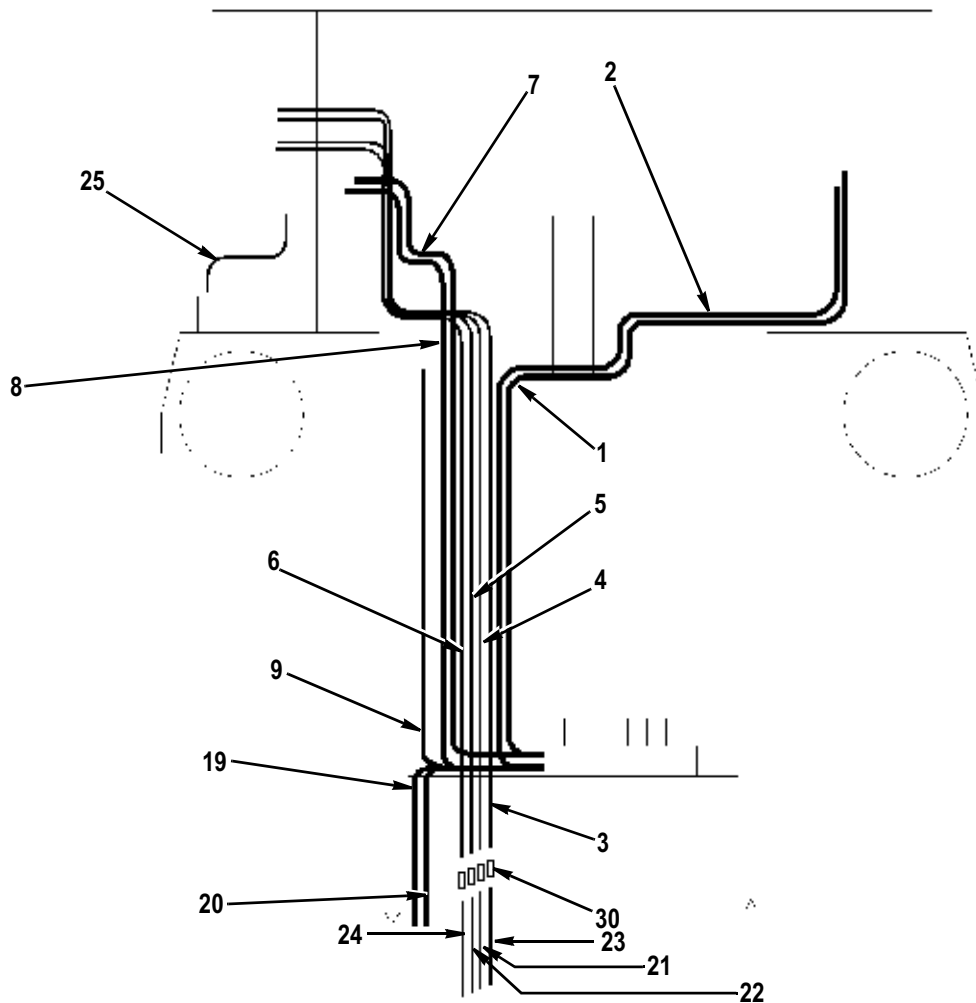
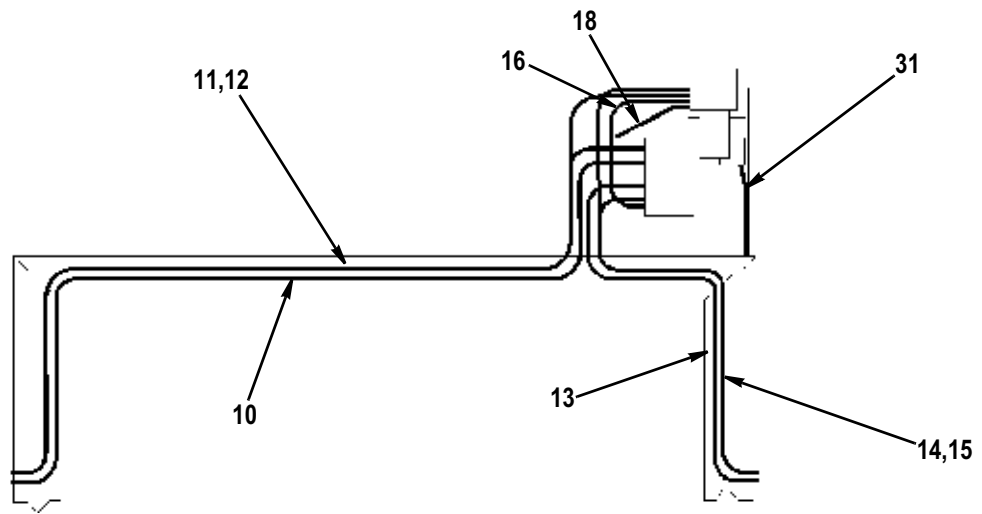
When ordering replacement parts, always give the machine's Serial Number and specify Part Number, Quantity & Description



Item	Part Number	Quantity	Description
SUB-FRAME PIPING & RELATED COMPONENTS			
1	025166	1	. Pipe, steel, hydraulic, to LP water pump
2	025167	1	. Pipe, steel, hydraulic, to LP water pump
3	025178	1	. Pipe, steel, hydraulic, door Open
4	025179	1	. Pipe, steel, hydraulic, door Lock
5	025180	1	. Pipe, steel, hydraulic, door Unlock
6	025175	1	. Pipe, steel, hydraulic, door Close
7	025170	1	. Pipe, steel, hydraulic, to air compressor
8	025171	1	. Pipe, steel, hydraulic, to air compressor
9	025169	1	. Pipe, steel, hydraulic, auxiliary valve block drain
10	025151	1	. Pipe, steel, hydraulic, RH side brush Raise
11	025150	1	. Pipe, steel, hydraulic, RH side brush Feed
12	025155	1	. Pipe, steel, hydraulic, RH side brush Lower
13	025152	1	. Pipe, steel, hydraulic, LH side brush Raise
14	025153	1	. Pipe, steel, hydraulic, LH side brush Feed
15	025154	1	. Pipe, steel, hydraulic, LH side brush Lower
16	025164	1	. Pipe, steel, hydraulic, Port 'Q' on Main Valve Block to Brush Block
17	025168	1	. Pipe, steel, hydraulic, hand pump Suction
18	025172	1	. Pipe, steel, hydraulic, feed to port 'P'
19	025187	1	. Pipe, steel, hydraulic, high pressure pump Feed
20	025188	1	. Pipe, steel, hydraulic, high pressure pump Return
NI	025189	1	. Pipe, steel, hydraulic, oil feed to Port 'C' on Main Valve Block
21	025190	1	. Pipe, steel, hydraulic, door Lock
22	025191	1	. Pipe, steel, hydraulic, door Unlock
23	025192	1	. Pipe, steel, hydraulic, door Open
24	025193	1	. Pipe, steel, hydraulic, door Close
25	025168	1	. Pipe, steel, hydraulic, hand pump Feed
26	025158	7	. Clamp, 12 mm single, hydraulic pipe
27	025159	8	. Clamp, 12 mm twin, hydraulic pipe
28	025156	7	. Clamp, 6 mm single, hydraulic pipe (1 off on each leg of subframe)
29	025157	2	. Clamp, 6 mm twin, hydraulic pipe
30	002052	4	. Union, steel pipe, 6 mm x 6 mm
31	025161	1	. Pipe, steel, hydraulic, Valve Block to Tank
32	025516	1	. Valve block assembly fan boost
33	020019	2	. . Valve, solenoid
34	020009	1	. . . Coil
35	021002	1	. Valve, solenoid, cruise control block
36	013887	1	. Valve, relief, cruise control block
37	013885	1	. Restrictor, No.10, 9/16" UNF x 1/4" BSP
38	024840	1	. Manifold, hydraulic, suction
39		1	. . Hose, suction, Tank to Manifold
40	025185	1	. Valve block assembly, H-P & L-P Water + Compressor feed
41	025890		. . Valve, solenoid
42	025891		. . Valve, solenoid
43	021754	4	. . . Coil
44	025162	1	. Valve, relief, compressed air cylinder
45	024753	1	. Sensor, compressed air cylinder
46	021521	2	. Ram, pneumatic, nozzle lift
47	023111	1	. . Bellows
48	014106	2	. . Cable, nozzle lift
NI	010709	2	. Pully, Nozzle lift, c/with bush



When ordering replacement parts, always give the machine's Serial Number and specify Part Number, Quantity & Description



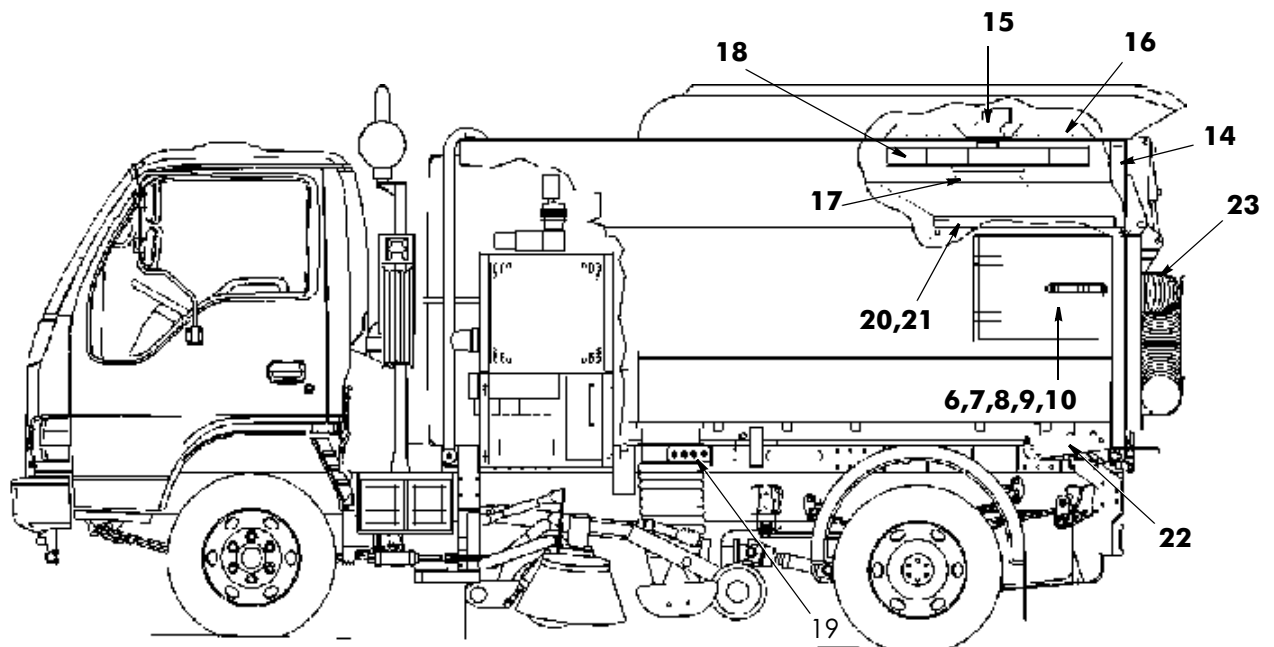
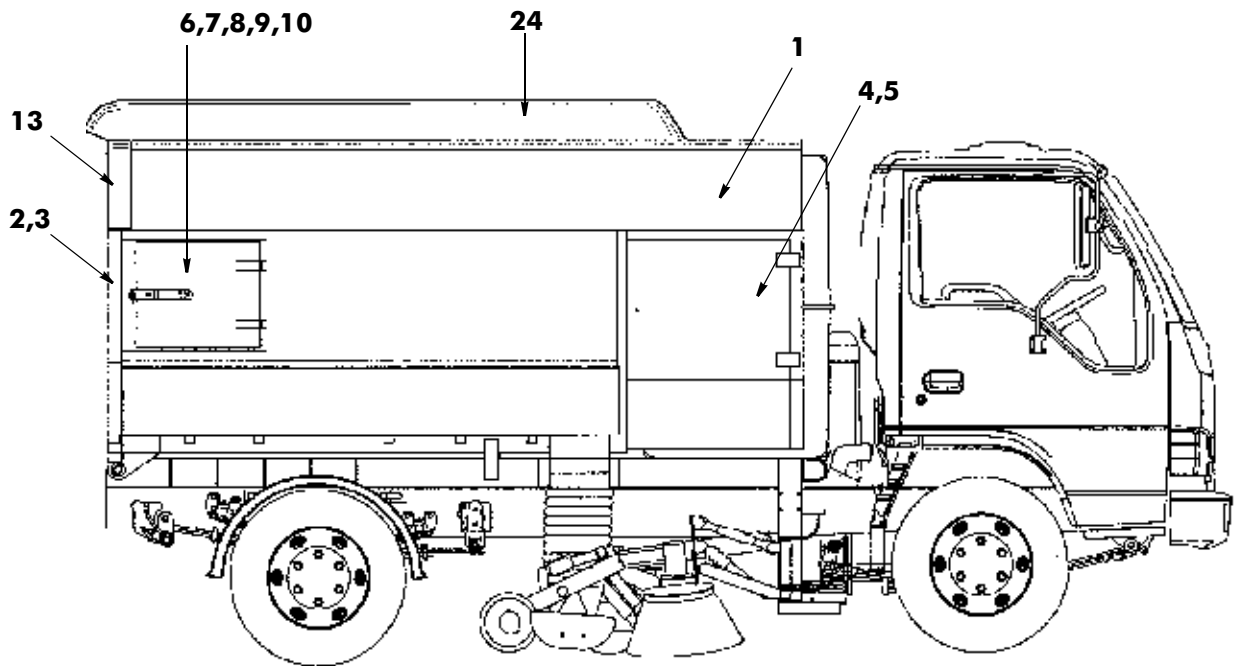
SUB FRAME PIPING & RELATED EQUIPMENT

When ordering replacement parts, always give the machine's Serial Number and specify Part Number, Quantity & Description



<i>Item</i>	<i>Part Number</i>	<i>Quantity</i>	<i>Description</i>
	024788		HOPPER GENERAL ARRANGEMENT
1	025413	1	Hopper body complete
2	024677	1	Rear doorPage C15
3	010544	1	. Seal, rear door
NI	022389	2	. Marker plates reflective
4	024744	1	Door locker
5	011654	2	. Hinge
NI	024937	1	. . Rubber insertion duct strip, Side
NI	022603	1	. . Rubber insertion duct strip, bottom
NI	024983	2	. . Clamping strip
NI	022604	2	. . Clamping strip
NI	028393	1	. . Locker door stay bracket
6	028054	2	Cat Flap door
7	013599	2	. Seal, cat flap door
8	013072	1	. Budget lock RH
9	013073	1	. Budget lock LH
10	012253	2	. Antiluce small
NI	027938	2	. . Door Catch Assy(New)Page C15
11	027923	2	Cover plate, hopper top
12	027755	1	Access cover
13	024789	1	Capping RH
14	024784	1	Capping LH
15	025392	1	Fan motor assembly
16	024679	1	. Fan plate
17	024790	1	. Inlet cone
18	025241	1	. Impellor
NI	022644	2	DEFLECTORPage C17
NI	024732	2	. Tube, deflectorPage C17
19	025400	1	Switch box, Hopper Up/Down , Rear Door Open/Close
NI	013514	1	Scraper
NI	013631	2	. Fir tree clip
20	024668	1	Screen, filterPage C17
21	025245	3	. Gudgeon
22	025200	1	REAR DOOR CATCH ASSEMBLYPage C21
23	015033	1	WANDER HOSE ASSEMBLYPage D11
NI	025399	1	FAN CLEANING JET ASSEMBLYPage C25
24	026061	1	HOPPER COVER ASSEMBLYPage C27
NI	010902	3	Grease nipple 1/8" BSP x 90°
NI	011269	2	Bulkhead adaptor 1/4" BSP
NI	011317	1	Hose 1/4" x 295 mm long
NI	025755	3	Label 'Omnidrive'
NI	025756	3	Label 'Monic 4000'

When ordering replacement parts, always give the machine's Serial Number and specify Part Number, Quantity & Description



HOPPER GENERAL ARRANGEMENT


When ordering replacement parts, always give the machine's Serial Number and specify Part Number, Quantity & Description





<i>Item</i>	<i>Part Number</i>	<i>Quantity</i>	<i>Description</i>
HOPPER REAR & REAR DOOR ARRANGEMENT			
1	024677	1	Rear door
2	010544	1	. Seal, rear door
3	022389	2	. Marker plates reflective
4	027923	2	Cover Plate
NI	027755	2	. Inspection cover, fan cleaning (Behind Hopper Cover Plate)
NI	011079	4	. Wingnut, brass
5	024892	1	Hopper Chute
6	027919	1	Handle catch
9	010998	2.50 m	Layflat drain off hose
10	012931	2	. Jubilee clip No 4
11	023009	2	Wander hose mounting adaptor
12	022747	2	Hose hook large (wander hose)
13	010245	2	Hose hook (wander hose)
14	014064	1	Beacon 24 V
NI	011497	1	. Bulb 2 V
NI	010297	1	. Bracket, beacon
15	013899	2	Marker Lamp red
16	011489	2	. Bulb 24 V x 5 W
17	027924	2	Cover, fan plate inspection (Curved)
18	010502	2	. Handle
19	012486	2	Cap plate
20	012253	8	. Antiluce small
21	020711	2	. Leash cable
NI	011012	2	. Setscrew, hex hd, M8 x 30 mm long
NI	011078	2	. Nut, hex, 2BA, Nyloc
22	024345	1	ADJUSTABLE HINGE PLATE.....Page C21
NI	N/A	1	RAM ASSEMBLY, REAR DOOR OPENINGPage C21
23	024346	1	. Adjustable Ram mount
24	013051	3	. Hinge pin, outer
NI	013053	1	. Linch pin
25	024789	1	Capping RH
26	024784	1	Capping LH
NI	025200	1	CATCH ASSEMBLY, REAR DOOR LOCKINGPage C21
NI	024231	1	Electrical Switch box, (Door Close control)

When ordering replacement parts, always give the machine's Serial Number and specify Part Number, Quantity & Description



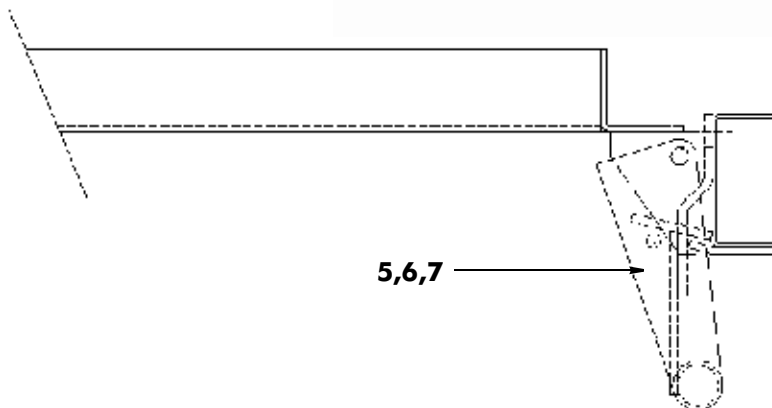

HOPPER REAR & REAR DOOR ARRANGEMENT

When ordering replacement parts, always give the machine's Serial Number and specify Part Number, Quantity & Description



<i>Item</i>	<i>Part Number</i>	<i>Quantity</i>	<i>Description</i>
HOPPER INTERNAL COMPONENTS			
1	024790	1	. Cone, inlet, suction fan
2	022644	2	. Deflector, Universal
2	023208	2	. Deflector, rubber lined, Universal
	011055	2	. . Bolt, hex hd, M12 x 65 mm long
	011051	4	. . Bolt, hex hd, M12 x 25 mm long
3	024732	2	. Deflector Tube
4	024668	1	. Screen Mesh
NI	025245	3	. . Gudgeon Pin
NI	013506	3	. . Pin, screen locating
NI	013507	3	. . Linch pin & chain
NI	012253	1	. . Antiluce small
5	027919	1	Handle Catch, Screen (From 07/02)
6	028052	1	. . Safety bracket - Screen (From 07/02)
7	028053	1	. . Safety link - Screen (From 07/02)

When ordering replacement parts, always give the machine's Serial Number and specify Part Number, Quantity & Description



HOPPER INTERNAL COMPONENTS

When ordering replacement parts, always give the machine's Serial Number and specify Part Number, Quantity & Description

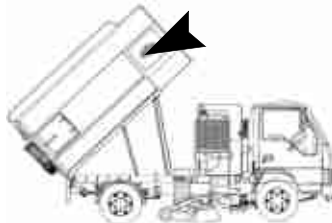


<i>Item</i>	<i>Part Number</i>	<i>Quantity</i>	<i>Description</i>
	024793		AUTO BLANKING - ARRANGEMENT (DUAL)
1	021514	2	. Flap blanking
2	021164	2	.. Flap pivot
NI	010903	1	... Grease nipple, straight, 1/8" BSP
3	024772	2	.. Flap lever
NI	013488	2	... Bush
4	021467	2	. Pneumatic cylinder
5	024646	1	.. Elbow, 6 mm x 1/4" BSP
NI	021158	1	.. Regulator, air flow
6	014457	1	.. Bracket, cylinder mounting
7	021163	1	... Pivot, cylinder
NI	021560	1	.. Seal Kit (pneumatic cylinder)
8	014469	1	.. Clevis M12 x 1.25
9	023270	1	... Pin, clevis
10	023269	1	... Safety fastener
NI	002010	2	Plug, 1/8" BSP, Skt.
11	024650	AsReq	. Tubing, air, flexible nylon, 6 mm Superflex
12	021517	1	Flap arm L.H.
NI	021518	1	Flap arm R.H.
NI	025486	1	Cover plate, (located in storage locker, to protect wander hose)
NI	025981	1	Guard, autoblanking
NI	026050	1	Guard, autoblanking



NOTE:

Items listed in the foregoing parts list are identical for both LH and RH blanking assemblies, except where identified specifically to one side only.

AUTO-BLANKING RAMS



When ordering replacement parts, always give the machine's Serial Number and specify Part Number, Quantity & Description



AUTOBLANKING ARRANGEMENT
Left Hand shown RH Similar


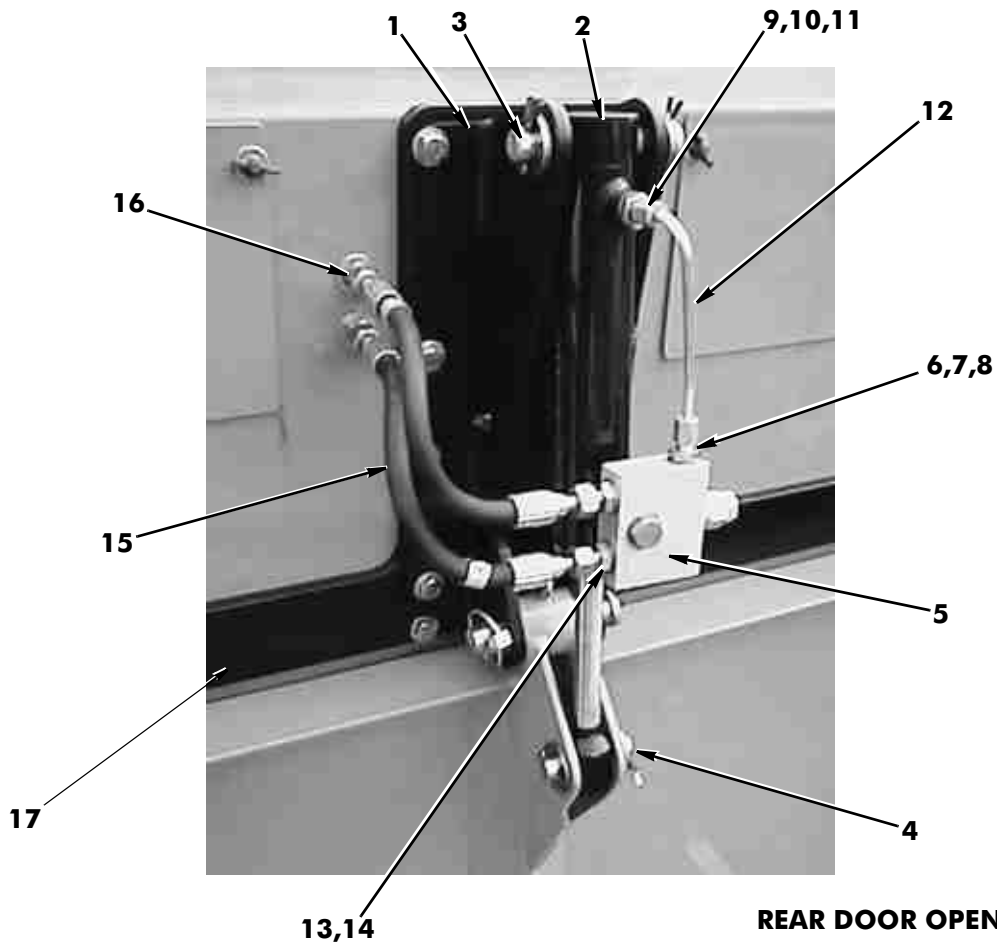
When ordering replacement parts, always give the machine's Serial Number and specify Part Number, Quantity & Description



<i>Item</i>	<i>Part Number</i>	<i>Quantity</i>	<i>Description</i>
RAM ARRANGEMENT, REAR DOOR OPENING			
1	024346	1	. Mounting plate, adjustable, door ram,
	011037	6	.. Setscrew, hex hd, M10 x 65 mm long
2	022511	1	.. Ram, hydraulic
NI	022777	1	... Seal Kit, for Ram 022511
3	022558	1	... Pin, upper
	011102	4 Washer, 20 mm
	011122	2 Split Pin, $\frac{3}{16}$ " x 1½"
4	014038	1	... Pin, lower
	011102	2 Washer, 20 mm
	011122	2 Split Pin, $\frac{3}{16}$ " x 1½"
5	024884	1	.. Valve, hydraulic, load check
6	011158	1	... Adaptor, ¼" BSP
7	011152	1 Dowty seal ¼" BSP
8	020902	1 Stud, male, 6 mm x ¼" BSP
9	011158	1	... Adaptor, ¼" BSP
10	011152	1 Seal, Dowty, ¼" BSP
11	020902	1 Stud, male, 6 mm x ¼" BSP
12	025183	1	.. Pipe, hydraulic
13	011158	2	... Adaptor ¼" BSP
14	011152	1 Dowty seal ¼" BSP
15	011324	2	.. Hose assembly, ¼" BSP x 360 mm long
16	011269	1	... Adaptor, bulkhead, ¼" BSP
17	024345	1	. Hinge Plate

<i>Item</i>	<i>Part Number</i>	<i>Quantity</i>	<i>Description</i>
REAR DOOR RAM LOCKING ASSEMBLY			
	025200		
1	024999	1	. Operating lever
2	022342	1	. Side plate R.H
3	022343	1	. Side plate L.H
4	022350	1	. Ram
NI	012943	1	.. Spacer
NI	014469	1	.. Clevis
NI	022451	1	.. Spacer
NI	013488	2	.. Bush, Operating lever
NI	014469	1	. Clevis M12 x 1.25
NI	023270	1	.. Clevis Pin
5	022347	1	. Connecting link
	000211	1	.. Lock nut, M12 x 1.25
6	020299	2	.. Clevis, M16 x 1.5
7	022673	2	... Clevis pin (020299)
8	022674	2 Safety fastener (020299)
	000138	2	.. Lock nut M16 x 1.5
9	025200	1	. Rear door catch
NI	027853	2	.. Packer
NI	002017	1	. Banjo adaptor, ¼"
10	011257	1	. Ball Valve, ¼"
11	012548	1	. Angle bracket

When ordering replacement parts, always give the machine's Serial Number and specify Part Number, Quantity & Description



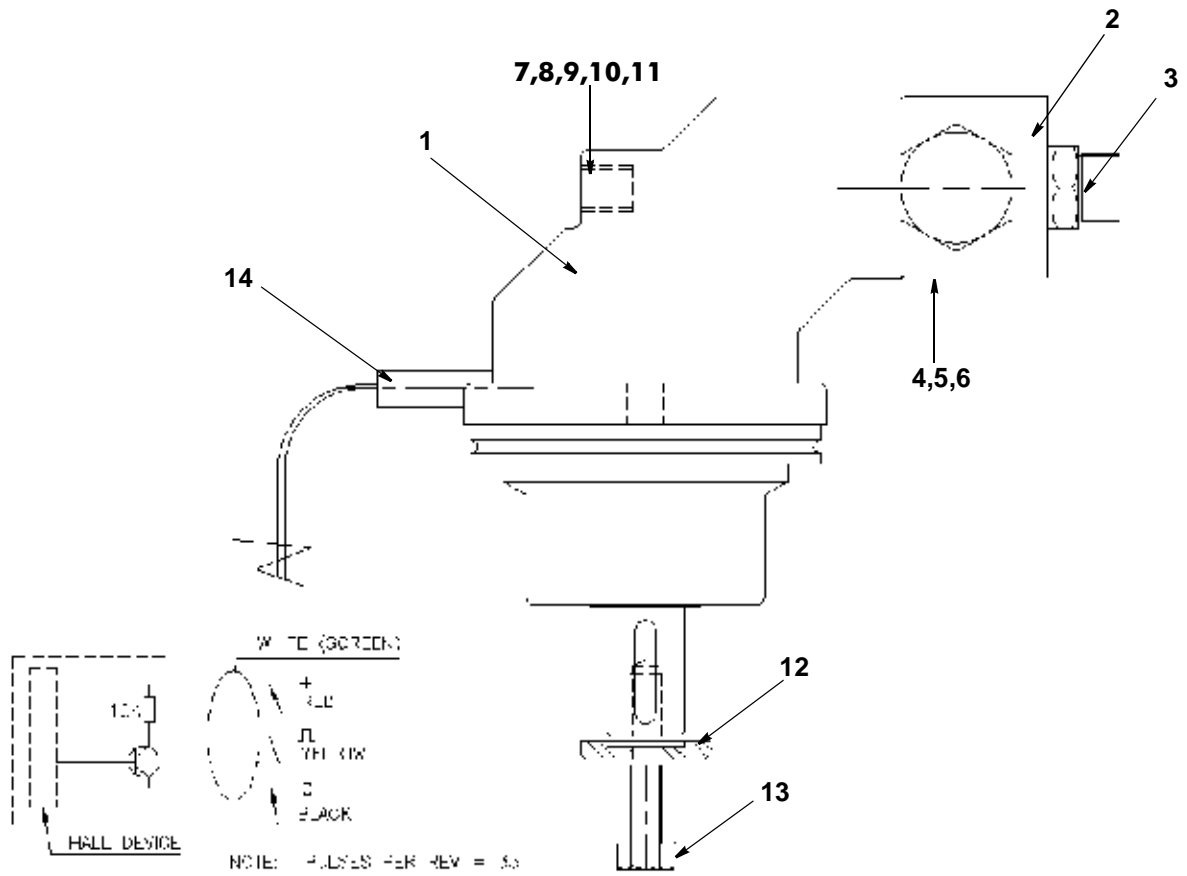
When ordering replacement parts, always give the machine's Serial Number and specify Part Number, Quantity & Description



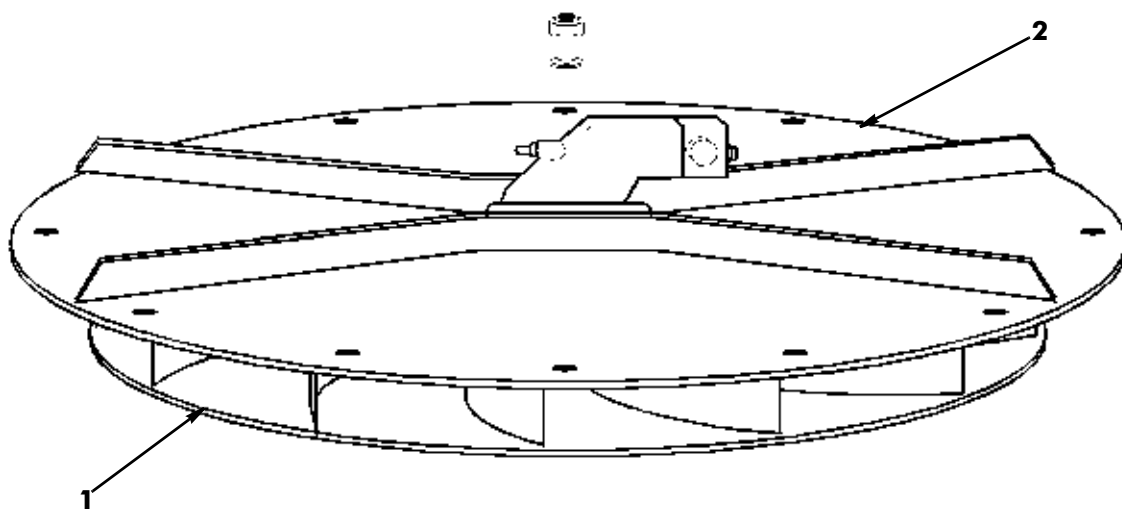
<i>Item</i>	<i>Part Number</i>	<i>Quantity</i>	<i>Description</i>
	025392		SUCTION FAN MOTOR ASSEMBLY
1	024641	1	Fan motor
NI	027237	1	. Seal Kit Fan Motor
2	025390	1	.. VALVE BLOCK ASSEMBLY Page F11
NI	011413	6	.. Cap screw, skt hd, M10 x 75 mm long
3	011151	2	. Adaptor, $\frac{3}{4}$ " BSP x $\frac{3}{4}$ " BSP
NI	011155	1	.. Seal, Dowty, $\frac{3}{4}$ "
4	013523	2	.. O Ring
5	011024	8	.. Cap Screw M10 x 70 mm
6	011095	8	.. Spring Washer $\frac{3}{8}$ "
7	011247	1	.. Seal, Dowty M18
8	011248	1	.. Adaptor M18 x $\frac{3}{8}$ "
9	011172	1	.. Swivel Elbow
10	010921	1	.. Hose tail $\frac{3}{8}$ "
11	010928	1	.. Nut, brass $\frac{3}{8}$ "
12	024791	1	.. Cap Washer
13	011052	1	.. Bolt M12 x 30 mm
14	025184	1	. Speed Sensor

<i>Item</i>	<i>Part Number</i>	<i>Quantity</i>	<i>Description</i>
			SUCTION FAN
1	025241	1	Impellor
2	024679	1	Fan plate
NI	024790	1	Inlet Cone

When ordering replacement parts, always give the machine's Serial Number and specify Part Number, Quantity & Description



SUCTION FAN MOTOR ASSEMBLY



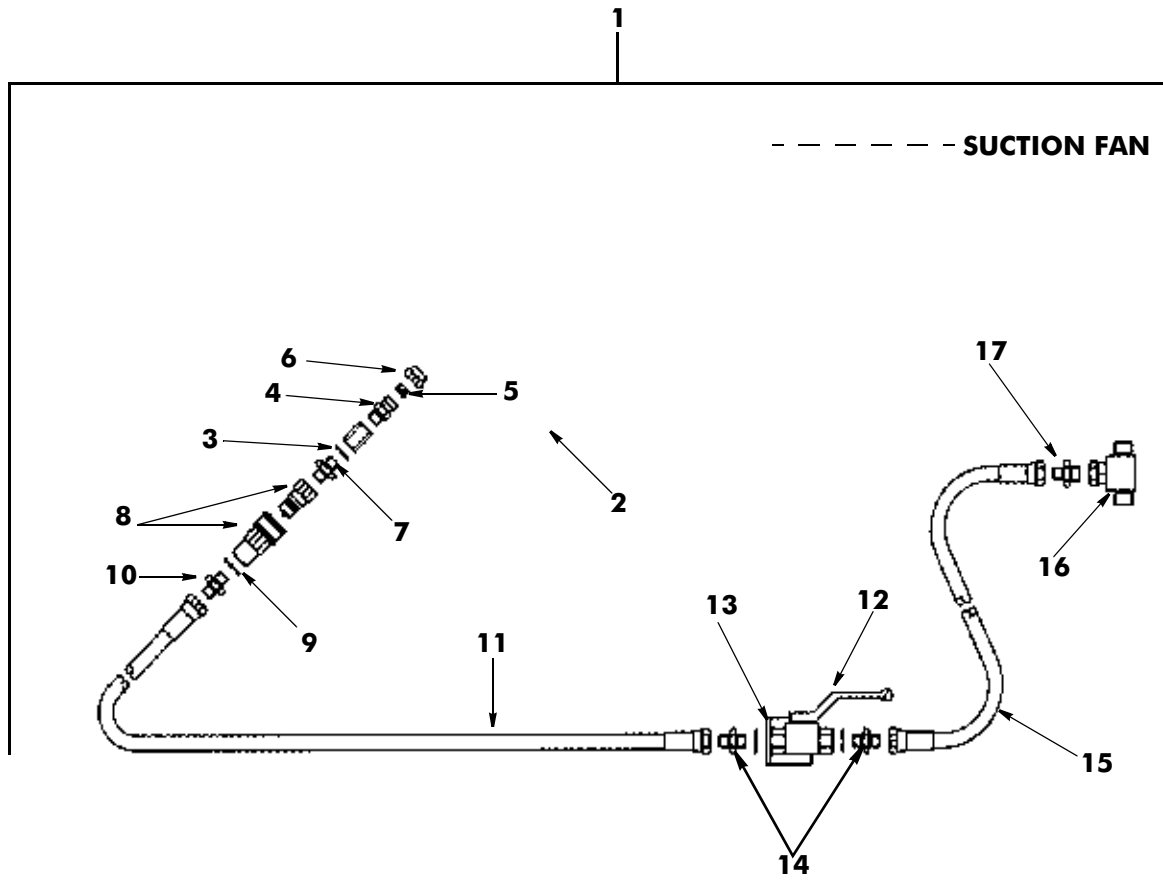
SUCTION FAN

When ordering replacement parts, always give the machine's Serial Number and specify Part Number, Quantity & Description



Item	Part Number	Quantity	Description
FAN CLEANING JET ASSEMBLY			
1	025399	1	. Fan cleaning jet, complete assembly (Comprising Items 2 to 17)
2	025405	1	.. Cover plate, fan housing (c/with adaptor)
3	011152	1	... Seal, Dowty $\frac{1}{4}$ "
4	010112	1	... Nozzle adaptor
5	012926	1 Jet
6	010928	1 Nut
7	011158	1	... Adaptor, $\frac{1}{4}$ " M/M
8	012985	1	.. Coupling, quick-release $\frac{1}{4}$ "
9	011152	1	... Dowty Seal, $\frac{1}{4}$ "
10	011158	1	... Adaptor, M/M, $\frac{1}{4}$ "
11	001002	1	. Hose $\frac{1}{4}$ " x 2150 mm long
12	011257	1	. Ball Valve $\frac{1}{4}$ " x $\frac{1}{4}$ "
13	012548	1	.. Angle Bracket
14	011158	2	.. Adaptor, M/M $\frac{1}{4}$ "
15	001027	1	. Hose $\frac{1}{4}$ " x 1270 mm long
16	011183	1	. Tee $\frac{1}{2}$ "
17	011165	1	.. Adaptor, $\frac{1}{2}$ " x $\frac{1}{4}$ " M/M

When ordering replacement parts, always give the machine's Serial Number and specify Part Number, Quantity & Description



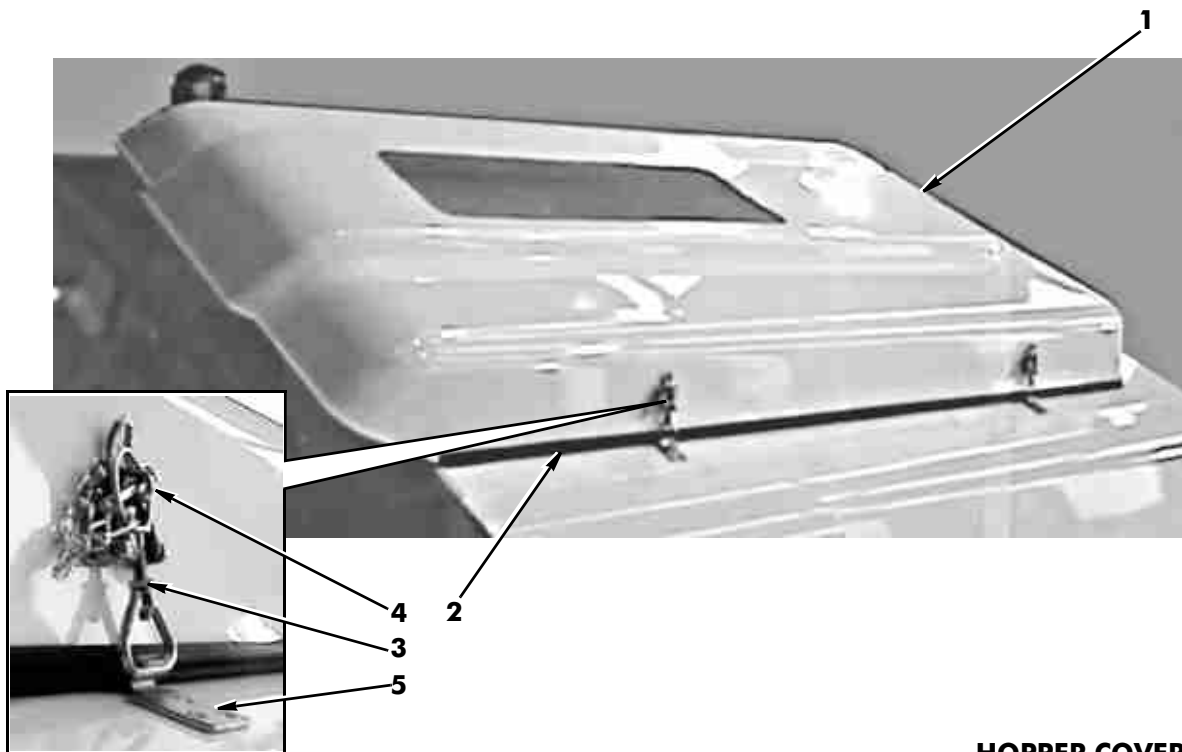
FAN CLEANING JET ASSEMBLY

When ordering replacement parts, always give the machine's Serial Number and specify Part Number, Quantity & Description



<i>Item</i>	<i>Part Number</i>	<i>Quantity</i>	<i>Description</i>
	026061		HOPPER COVER ARRANGEMENT
1	024704	1	. Hopper cover
2	013952	5.80 m	.. Seal
3	022656	5	.. Toggle clip, fastener
NI	000005	3	... Screw, Csk Hd, 2BA x $\frac{3}{4}$ "
NI	011078	3	... Nut, Hex, 2BA, Nyloc
4	013507	5	... Linch pin (C/with chain)
5	022657	5	.. Toggle clip, hook plate

When ordering replacement parts, always give the machine's Serial Number and specify Part Number, Quantity & Description



HOPPER COVER

When ordering replacement parts, always give the machine's Serial Number and specify Part Number, Quantity & Description



THIS PAGE INTENTIONALLY LEFT BLANK

When ordering replacement parts, always give the machine's Serial Number and specify Part Number, Quantity & Description

SECTION D
SWEEPING, SUCTION AND ASSOCIATED EQUIPMENT

Table of Contents

Assembly/Description	Page
SWEEPING EQUIPMENT	
Side Brush Arrangement	1-3
Wide-Sweep Arrangement	5
Wide-Sweep Bearing Assembly	7
Wide-Sweep Slewing Arrangement	7
SUCTION EQUIPMENT	
Tilting Suction Nozzle Arrangement	9
Suction Nozzles - Pneumatic Lifting Arrangement	11
Rear Boom Assembly	13
Wander Hose Arrangement	13

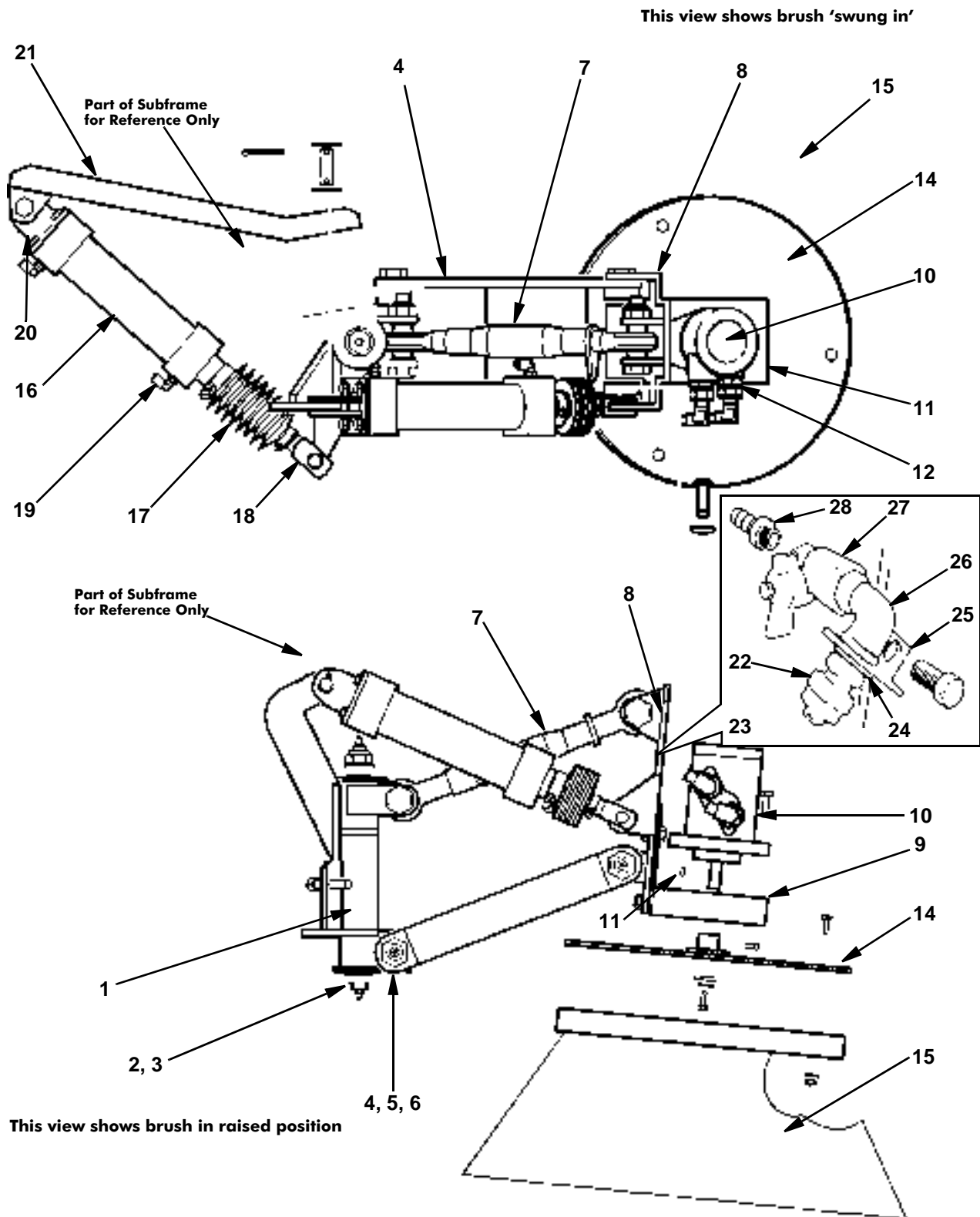


Item	Part Number	Quantity	Description
SIDE-BRUSH ARRANGEMENT			
1	023120	1	. Kingpost, LH
NI	023124	1	. Kingpost, RH
2	013007	1	.. Kingpin
3	013012	2	... Bush, plastic, kingpin
4	014801	1	. Link, lower
	014796	2	.. Bolt, hex hd, pivot, M16 (special bolt with grease nipple) *
	014798	2	.. Washer, 24 x 40 x 3 *
	014797	2	.. Washer, 17 x 40 x 3 *
	011060	2	.. Nut, hex, M16, Nyloc *
5	013012	4	.. Bush *
6	014799	4	.. Sleeve, spacer *
7	013011	1	. Link, top (turnbuckle)
	011140	2	.. Bolt, hex hd, M18 x 90 mm long
	011138	2	.. Washer, plain, 18 mm
	011139	2	.. Nut, hex, M18, Nyloc
8	023121	1	. Plate, swivel
9	010007	1	. Bracket, hydraulic motor
10	010749	1	.. MOTOR, HYDRAULIC, DANFOSS OMP200Page F9
	011069	2	... Bolt, hex hd, M12 x 40 mm long
	011077	2	... Nut, hex, M12, Nyloc
11	011515	1	... Key, motor shaft
NI	010762	As Req	... Seal kit, Danfoss motor
12	011167	2	... Adaptor, 1/2" x 3/8" BSP
13	011154	2	... Seal, Dowty 1/2" BSP
14	011688	1	.. Hub, side brush
	011011	1	... Bolt, hex hd, M8 x 25 mm long
	010005	1	... Washer, tab
	010004	1	... Washer, 9 x 50 x 4
15	023470	1	... Brush, side, steel, plastic top, 315 mm dia.
	011015	4	... Bolt, hex hd, M8 x 45 mm long
	011092	4	... Washer, plain, 8 mm
	011073	4	... Nut, hex, M8, Nyloc
16	020298	1	. CYLINDER, PNEUMATIC 50 mm x 160 mm(In & Out)Page G11
17	023111	1	.. Bellows
18	020299	1	.. Clevis, M16 X 1.5 (c/w pin)
19	014468	2	.. Elbow, 1/4" O/D x 1/4" BSP
20	020534	1	.. Bracket, pivot, cylinder mounting
	000136	4	... Capscrew, skt hd, M8 x 16 mm long
	011093	4	... Washer, spring, 8 mm
	011260	1	... Bolt, hex hd, M16 x 70 mm long
	011060	1	... Nut, hex, M16
NI	021652	1	.. Seal kit, pneumatic cylinder
21	021519	1	. Bracket, LH
NI	021520	1	. Bracket, RH
22	010112	1	. Nozzle, water spray
23	012926	1	.. Tip, spray nozzle, LF6-80
24	011152	1	.. Seal, Dowty, 1/4" BSP
25	010589	1	.. Bracket, LH, spray nozzle
NI	010249	1	.. Bracket, RH, spray nozzle
	011031	1	... Bolt, M10 x 25 mm long
	011075	1	... Nut, hex, M10, Nyloc

* These items comprise the lower link bush kit

Continued ...

When ordering replacement parts, always give the machine's Serial Number and specify Part Number, Quantity & Description



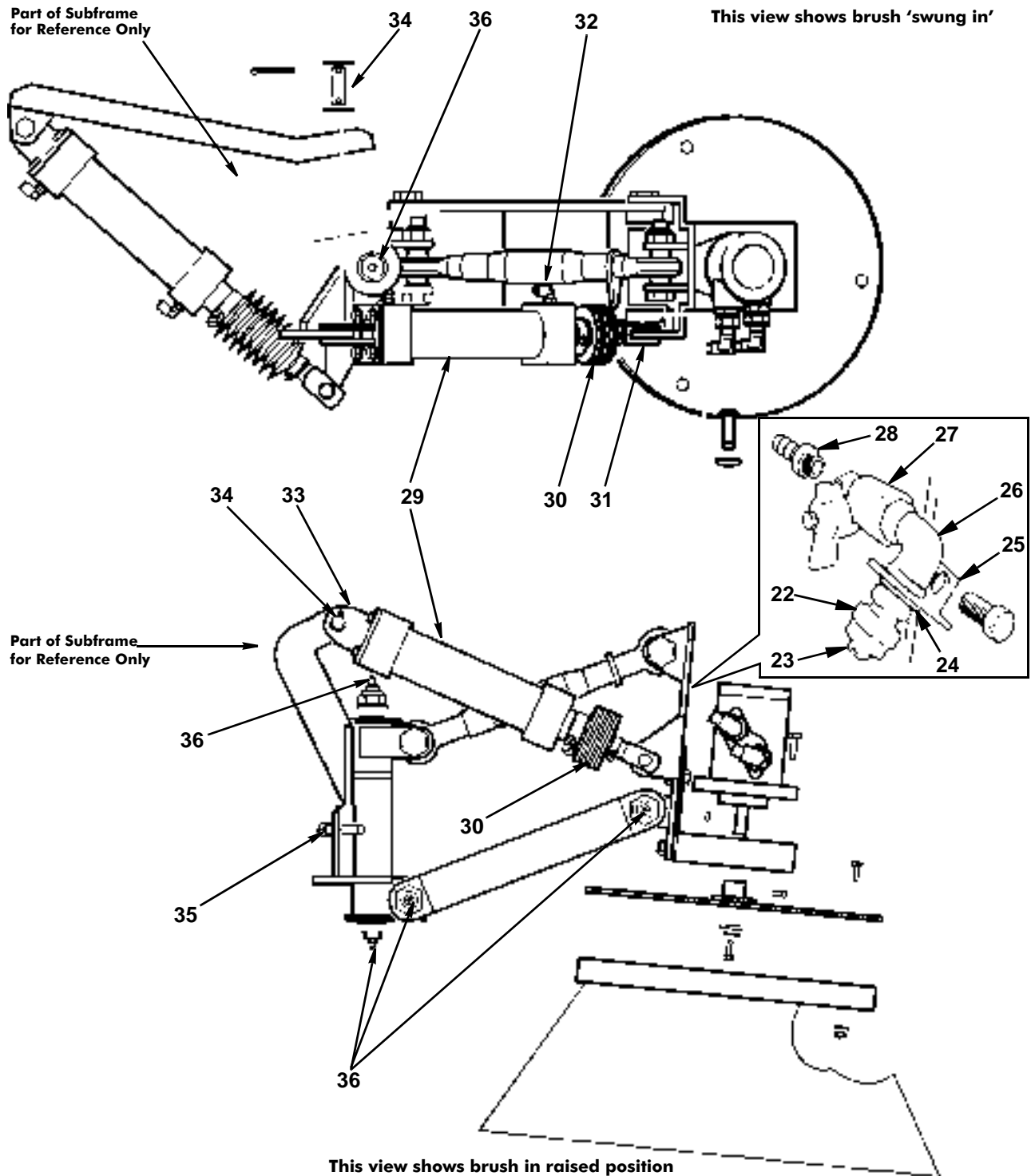
SIDE BRUSH ARRANGEMENT

When ordering replacement parts, always give the machine's Serial Number and specify Part Number, Quantity & Description



<i>Item</i>	<i>Part Number</i>	<i>Quantity</i>	<i>Description</i>
SIDE-BRUSH ARRANGEMENT (Continued)			
26	010910	1	. . Elbow, male/female, galvanised, 1/4" BSP
27	011743	1	. . Valve, ball, 1/4" BSP
28	010922	1	. . Tail piece, hose, 1/4" BSP x 3/8"
29	020298	1	. CYLINDER, PNEUMATIC 50 mm x 160 mm (raise/lower)Page G11
30	023111	1	. . Bellows
31	020299	1	. . Clevis, M16 X 1.5 (c/w pin)
32	014468	2	. . Elbow, 1/4" O/D x 1/4" BSP
33	023122	1	. . Bracket, pivot, cylinder mounting
	000136	4	. . . Capscrew, skt hd, M8 x 16 mm long
	011093	4	. . . Washer, spring, 8 mm
34	023123	1	. . . Pin, cylinder pivot, 16 mm Ø x 46 mm long
	011103	2 Washer, plain, 20 mm
	011122	2 Pin, split, cotter, 1/16" x 1 1/2" long
NI	021652	1	. . Seal kit, pneumatic cylinder
35	000024	1	. Bolt, hex hd, M12 x 50 mm long
	011076	1	. . Nut, hex, M12
36	010903	4	. Nipple, grease, straight, 1/8" BSP

When ordering replacement parts, always give the machine's Serial Number and specify Part Number, Quantity & Description



D

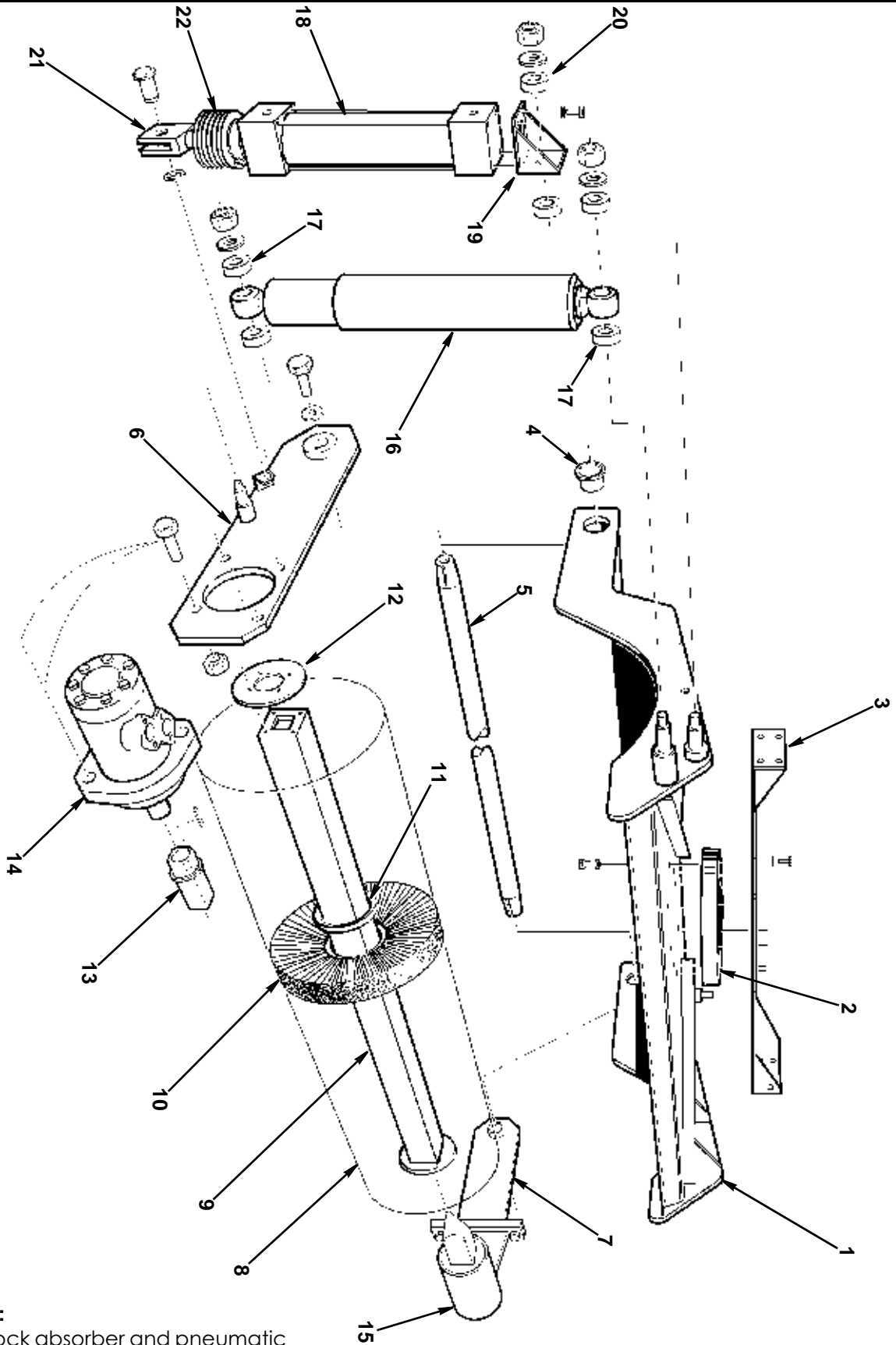
SIDE BRUSH ARRANGEMENT

When ordering replacement parts, always give the machine's Serial Number and specify Part Number, Quantity & Description



<i>Item</i>	<i>Part Number</i>	<i>Quantity</i>	<i>Description</i>
WIDE SWEEP ASSEMBLIES			
1	020725	1	. Cover, wide-sweep
2	020919	1	.. Ring, adaptor
	011031	8	.. Bolt, hex hd, M10 x 25 mm long
	011095	8	.. Washer, spring, 10 mm
3	024829	1	.. Support, wide sweep
	011031	8	... Bolt, hex hd, M10 x 25 mm long
	011095	8	... Washer, spring, 10 mm
4	020729	2	.. Bush
5	023080	1	.. Shaft, tapered, wide-sweep pivot
5	025632	1	.. Shaft, tapered, extended wide-sweep pivot
	013439	2	... Washer, plain, 50 x 16.5 x 5
	011141	2	... Bolt, hex hd, M16 x 35 mm long
NI	013292	2	... Key
6	023077	1	.. Plate, motor, LH
7	023078	1	.. Plate, motor, RH
8	023168	1	. Brush, wide-sweep
9	013646	1	.. Core, wide-sweep brush *
10	023471	33	.. Brush refill, small, 300 mm
10	See Desc.	33	.. Brush refill, steel (300 mm 012966)
11	023472	32	.. Spacer (Extended wide-sweep = 44 off) *
12	013649	1	.. Plate, end *
	011417	4	... Capscrew, csk hd, 3/8" UNC x 1" long *
13	024535	1	... Shaft, drive
	024538	1 Washer, cone, special
	011012	2 Setscrew, hex hd, M8 x 30 mm long (use thread lock compound)
	011515	1 Key
14	010566	1	.. MOTOR, HYDRAULIC, DANFOSS OMP 100 Page F11
	011053	2	... Bolt, hex hd, M12 x 35 mm long
	011077	2	... Nut, hex M12, Nyloc
NI	011167	2	... Adapter
NI	011154	2 Seal, Dowty
NI	011221	2	... Elbow
15	024224	1	.. BEARING ASSEMBLY, WIDE SWEEP..... Page D7
	011053	2	... Bolt, hex hd, M12 x 35 mm long
	011077	2	... Nut, hex M12, Nyloc
16	014063	2	. Shock absorber
	011075	2	.. Nut, hex, M10, Nyloc
	011096	2	.. Washer, plain, 12 mm
17	011000	4	.. Spacer, 3/8" bore x 1/2"
18	020602	2	. CYLINDER, PNEUMATIC, 40 mm X 125 mm
	011067	4	.. Bolt, hex hd, M6 x 20 mm long
	011093	4	.. Washer, spring, 6 mm
19	020731	1	.. Bracket, pneumatic cylinder
	011075	1	... Nut, hex, M10, Nyloc
	011094	1	... Washer, plain, 10 mm
20	011000	2	... Spacer, 3/8" bore x 1/2"
21	014469	1	.. Clevis, M12 x 1.25
22	023110	1	.. Bellows
NI	022516	1	. Skirt, wide-sweep
NI	014069	1	. Skirt, extended wide-sweep
NI	022517	1	.. Clamp, wide-sweep skirt
NI	022299	1	.. Clamp, extended wide-sweep skirt
NI	011073	5	... Nut, hex, M8, Nyloc
NI	024650	1	Air Pipe, 6 mm, Green
NI	024539	2	. Ram assembly No 12 240/340

When ordering replacement parts, always give the machine's Serial Number and specify Part Number, Quantity & Description



NOTE:
RH shock absorber and pneumatic ram omitted to aid clarity

MODIFIED WIDE SWEEP ASSEMBLY

When ordering replacement parts, always give the machine's Serial Number and specify Part Number, Quantity & Description

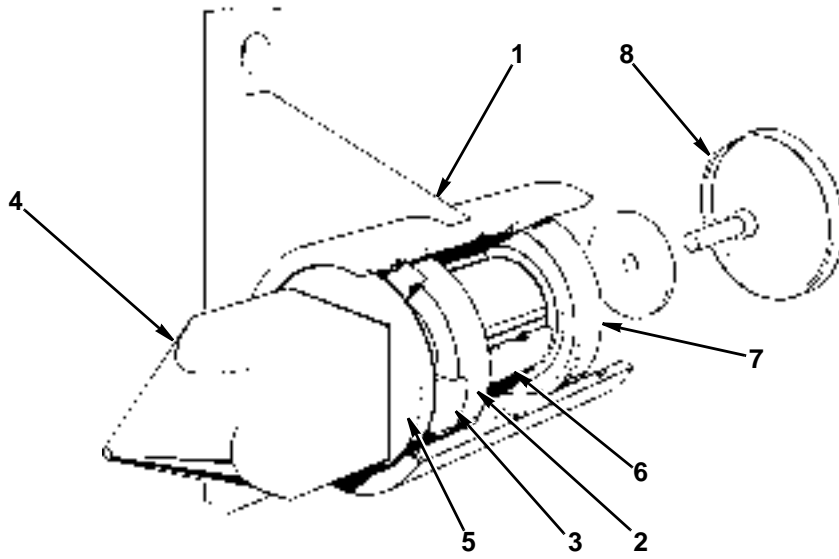




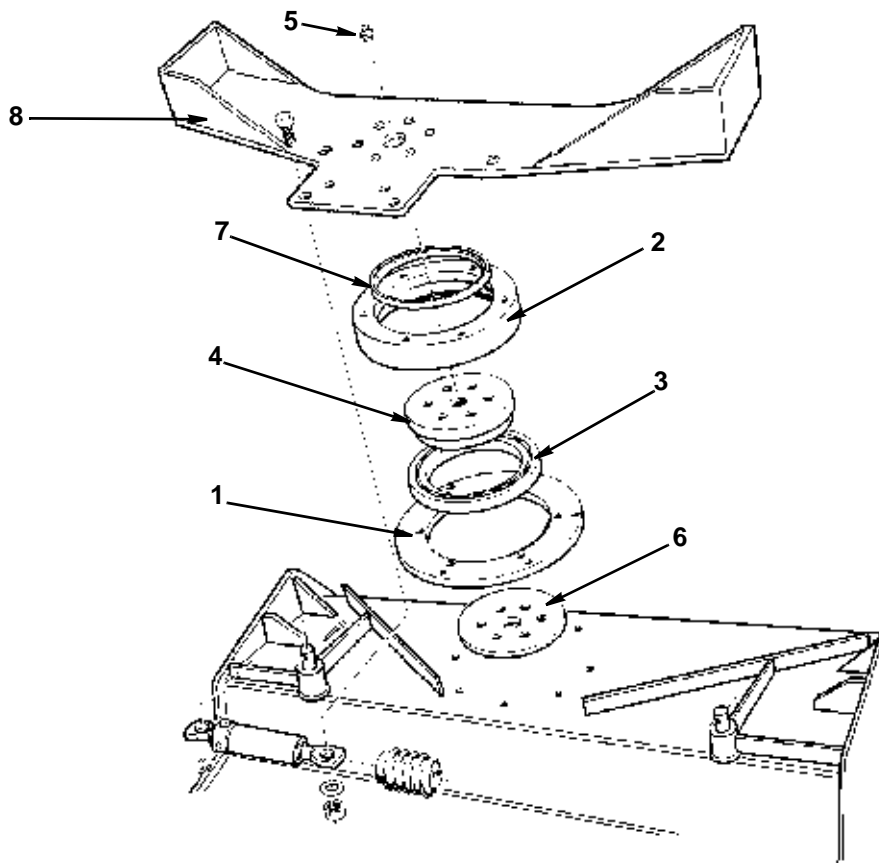
<i>Item</i>	<i>Part Number</i>	<i>Quantity</i>	<i>Description</i>
	024224		BEARING ASSEMBLY, WIDE SWEEP
1	024219	1	. Housing, bearing assembly
2	010578	2	.. Bearing, ball race
3	024220	1	... Seal, oil
4	024223	1	.. Shaft
5	024221	1	... Spacer
6	024531	1	... Spacer
7	010578	1	... Bearing, ball race
	010004	1 Washer, 9 x 45 x 4
	011010	1 Bolt, hex hd, M8 x 20 mm long
8	024222	1	.. Cap, bearing

<i>Item</i>	<i>Part Number</i>	<i>Quantity</i>	<i>Description</i>
	024831		WIDE-SWEEP SLEWING ARRANGEMENT
NI	020725	1	. Cover, wide-sweep (Refer to the Wide Sweep parts list)
1	024154	1	.. Clamp ring
	011032	8	... Bolt, hex hd, M10 x 30 mm long
	011075	8	... Nut, hex, M10, Nyloc
2	024152	1	... Housing, bearing
	000167	6 Screw, csk skt hd, M10 x 40 mm long
3	024149	1 Bearing
4	024150	1 Spigot
5	013792	1 Nipple, grease, straight, 1/4" BSP
6	024151	1 Plate, clamp
7	024148	1 Seal, oil
8	024829	1 Support, wide sweep
	000178	6 Screw, csk skt hd, M10 x 65 mm long
	011075	8 Nut, hex, M10, Nyloc
NI	024539	2	. RAM, HYDRAULIC
	011122	1	.. Pin, split, cotter, 3/16" x 1 1/2" long
	011069	1	.. Bolt, hex hd, M12 x 40 mm long
NI	011724	1	.. Spacer, 12 mm
	011096	1	.. Washer, plain, 12 mm
	011077	1	.. Nut, hex, M12, Nyloc
NI	014473	1	.. Bellows, PVC
	005018	1	... Tyrap, 4.6 mm x 200 mm long
	005024	1	... Tyrap, 2.5 mm x 100 mm long
NI	003008	1	.. Bush, reducing, 1/8" BSP to 1/4" BSP

When ordering replacement parts, always give the machine's Serial Number and specify Part Number, Quantity & Description



WIDE SWEEP BEARING ASSEMBLY



WIDE-SWEEP SLEWING ARRANGEMENT

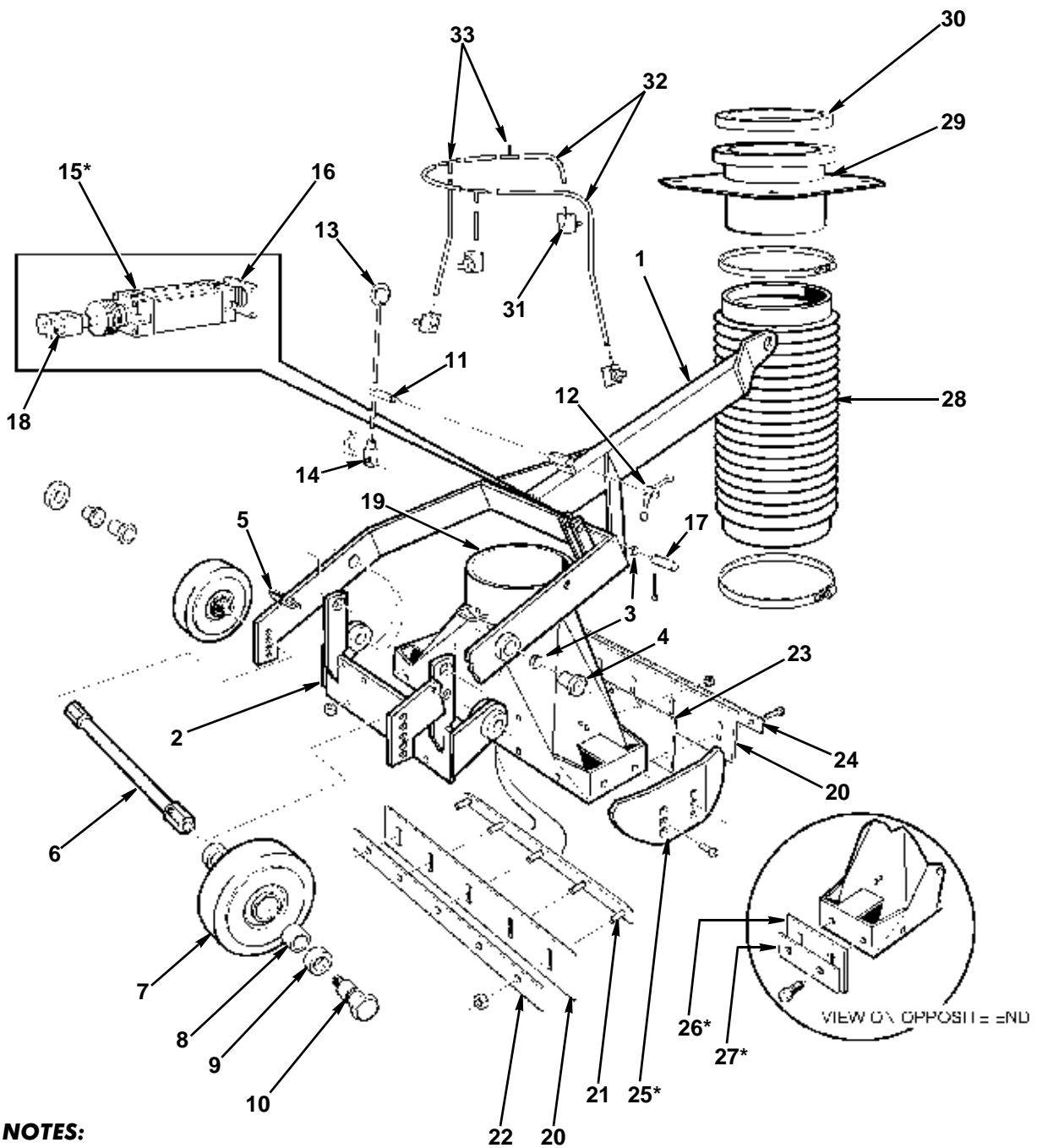
When ordering replacement parts, always give the machine's Serial Number and specify Part Number, Quantity & Description





Item	Part Number	Quantity	Description
	023623/4		TILTING SUCTION NOZZLE ASSEMBLY,LH & RH
1	023606	1	. Frame, new suction nozzle (RH shown, for LH order 023605)
2	023607	1	. . Pivot, tilting nozzle
	000119	2	. . . Bolt, hex hd, M14 x 60 mm long
	011146	2	. . . Nut, hex, M14
3	024682	8	. . . Bush, hardened (replaces 013488 plastic bush in 2 x pivot points)
4	021416	2	. . . Sleeve
NI	010525	2	. . Chain, large link, welded, 250 mm long
5	010606	3	. . . Carabiner (attaches chain sections to frame and together)
6	020333	1	. . Axle (for bearing kit, order part number 021933)
NI	010903	1	. . . Nipple, grease $\frac{1}{8}$ " BSP
7	020331	2	. . . Wheel, 250 mm Dia.
8	013116	1 Spacer, wheel
9	011135	2 Washer, plain 16 mm
10	020332	1 Bolt, special, axle
11	023610	1	. . Adjuster, nozzle
12	024051	1	. . . Turn wheel, nozzle adjust
13	023625	1	. . . Rod, nozzle adjust
14	020291	1 Clevis, M16 x 1.5
NI	010525	AsReq Chain, large link, welded, nozzle adjust
NI	010606	2 Carabiner
NI	025681	1 Leash assembly, nozzle adjust
	011034	1 Setscrew, hex hd, M10 x 40 mm long
	011074	1 Nut, hex, M10
15	023608	1	. . RAM, PNEUMATIC (For bellows order 021510)
16	023827	1	. . . Ram end
17	010067	1	. . . Pin, 20 mm x 50 mm long
	011122	2 Pin, split, cotter, $\frac{3}{16}$ " x 1 $\frac{1}{4}$ " long
18	022673	1	. . . Pin, clevis (For retaining clip, order part number 022674)
19	023604	1	. Nozzle
	011031	4	. . Bolt, hex hd, M10 x 25 mm long
	011075	4	. . Nut, hex, M10, Nyloc
20	013023	2	. . Flap, nozzle, front & rear (see Note opposite)
21	013362	1	. . . Retainer, bolt, rear flap
22	013025	1	. . . Clamp, retaining, rear flap
	011073	5 Nut, hex, M8, Nyloc
23	020334	1	. . . Plate, front flap
	011010	5 Bolt, hex hd, M8 x 20 mm long (front flap)
24	013025	1	. . . Clamp, retaining, front flap
	011010	5 Bolt, hex hd, M8 x 20 mm long
	011073	5 Nut, hex, M8, Nyloc
25	013277	1	. . Plate, skid, nozzle *
	011021	2	. . . Capscrew, skt hd, M8 x 25 mm long
	011073	2	. . . Nut, hex, M8, Nyloc
26	013283	1	. . Flap, nozzle, side * (see Note opposite)
27	013024	1	. . . Clamp, retaining, side flap *
	011012	2 Bolt, hex hd, M8 x 30 mm long
	011073	2 Nut, hex, M8, Nyloc
28	013028	1	. . Hose/trunking, suction nozzle
	012933	2	. . . Clamp, hose
29	013111	1	. . Spigot, suction
30	013601	1	. . . Seal, spigot
31	013360	4	. . Jet assembly, water spray
	011001	1	. . . Bolt, hex hd, M6 x 16 mm long
	011091	1	. . . Washer, spring, 6 mm
32	010950	1.3 m	. . Hose, plastic reinforced, $\frac{3}{8}$ " bore (cut to length as required)
33	010926	3	. . Tee, plastic, $\frac{3}{8}$ "
	010516	12	. . . Clamp, hose

When ordering replacement parts, always give the machine's Serial Number and specify Part Number, Quantity & Description



NOTES:

For a FULL set of nozzle rubber flaps order part number 024550

Items marked * are positioned on the opposite side when fitted to LH nozzle.

Frame tow-point ball ends are welded to the frame (Item 1) but can be procured as replacements if required. Please contact our Parts & service Dept. for details.

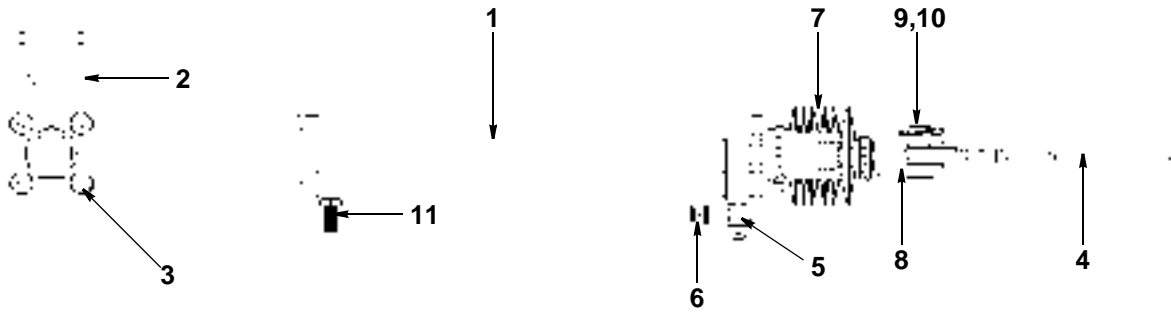
TILTING SUCTION NOZZLE, NEW TYPE
(RH shown, LH similar see notes)

When ordering replacement parts, always give the machine's Serial Number and specify Part Number, Quantity & Description



<i>Item</i>	<i>Part Number</i>	<i>Quantity</i>	<i>Description</i>
	022591	2	SUCTION BOXES - PNEUMATIC LIFTING ARRANGEMENT
1	021521	1	. Cylinder, pneumatic, 50mm x 250 mm
2	021522	1	. . Plate, fixing, pneumatic cylinder
3	000157	4	. . Screw, csk skt hd, M8 x 16 mm long
4	027154	1	. Cable, crimped eye 1500 mm, nozzle lift
5	021158	1	. . Flow regulator, pneumatic
6	024644	1	. . . Connector, straight 6 mm
7	023111	1	. . Bellows pneumatic cylinder
8	020299	1	. Clevis, M16 x 1.5
9	022673	1	. . Clevis pin
10	022674	1	. . Clip retaining
11	006005	1	. Muffler 1/4" BSP
NI	010709	As Req	Pulley and Bush

When ordering replacement parts, always give the machine's Serial Number and specify Part Number, Quantity & Description



SUCTION BOXES - PNEUMATIC LIFTING ARRANGEMENT



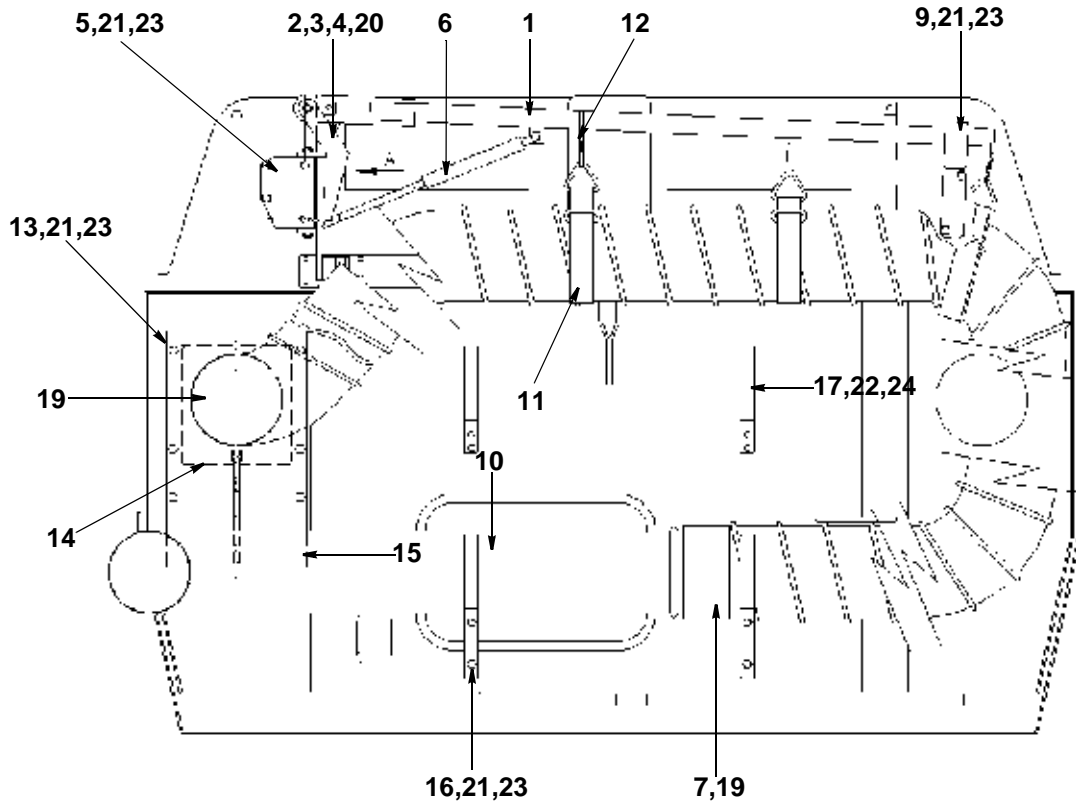
When ordering replacement parts, always give the machine's Serial Number and specify Part Number, Quantity & Description



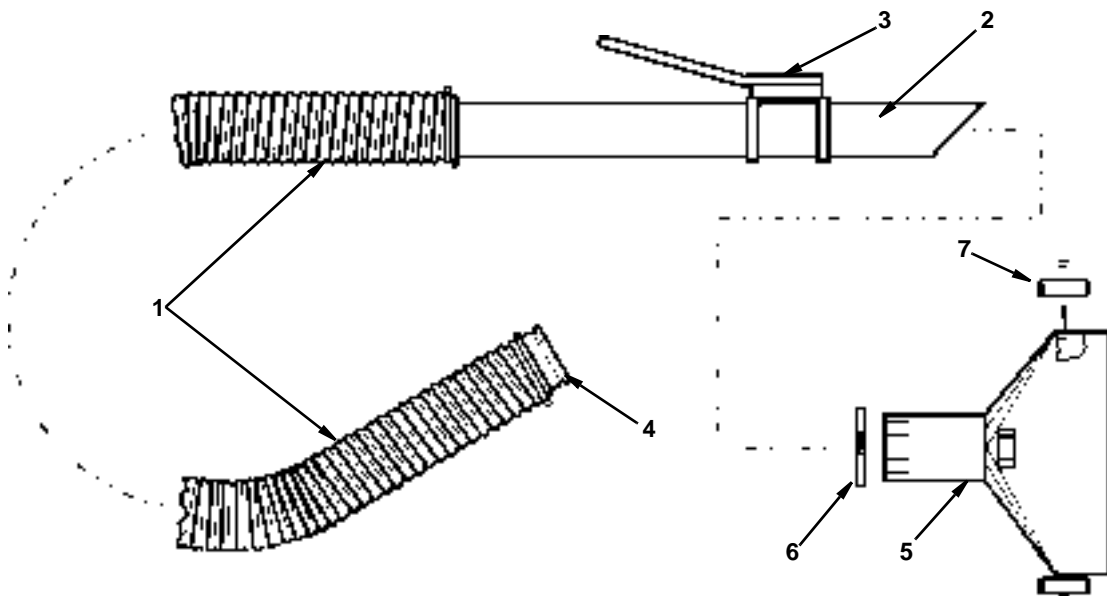
<i>Item</i>	<i>Part Number</i>	<i>Quantity</i>	<i>Description</i>
028301 REAR BOOM ASSEMBLY			
1	025218	1	Wander hose support boom
2	025219	1	Wander hose hinge
3	024569	2	Brush side pivots
4	023490	1	Hinge shaft boom
5	025220	1	Wander hose support LH Model
6	021993	1	Gas strut
7	025214	1	Wander hose 180
8	026013	1	Assembly boom extension kit
9	025288	1	Storage bracket
10	025217	1	Suction tube
11	025235	3	Strap
12	010606	3	Carabina
13	028302	1	Spigot plate
14	028303	1	Blanking plate
15	028304	1	Blanking spacer
16	022747	2	Hose hook large
17	010245	2	Hose hook
18	013507	1	Linch pin and chain
19	012933	2	Jubilee clip
20	010903	1	Grease nipple 1/4" BSP
21	011034	21	Setscrew, hex M10 x 40 mm
22	011010	4	Setscrew, hex M8 x 20 mm
23	011075	17	Nut, nyloc M10
24	011073	4	Nut, nyloc M8

<i>Item</i>	<i>Part Number</i>	<i>Quantity</i>	<i>Description</i>
WANDER HOSE ARRANGEMENT			
1	010119	1	. Hose/ducting, flexible, rubberised fabric, 160 mm x 3 m long
2	010587	1	.. Pipe, nozzle
	010519	1	... Clip, hose, Jubilee
3	010321	1	... Handle
4	012488	1	.. Spigot
	010519	1	... Clip, hose, Jubilee
NI	013537	1	... Gasket
5	012873	1	.. Fishtail (optional)
6	011808	1	... Clip, over-centre fastening
7	010508	2	... Wheel
	011035	1 Bolt, hex hd, M10 x 50 mm long (axle)
	011075	1 Nut, hex, M10, Nyloc

When ordering replacement parts, always give the machine's Serial Number and specify Part Number, Quantity & Description



REAR BOOM ASSEMBLY - MANUAL



WANDER HOSE ARRANGEMENT

When ordering replacement parts, always give the machine's Serial Number and specify Part Number, Quantity & Description





THIS PAGE INTENTIONALLY LEFT BLANK

When ordering replacement parts, always give the machine's Serial Number and specify Part Number, Quantity & Description

ILLUSTRATED PARTS CATALOGUE

SCARAB MONIC

SECTION E WASHING & DUST SUPPRESSION EQUIPMENT

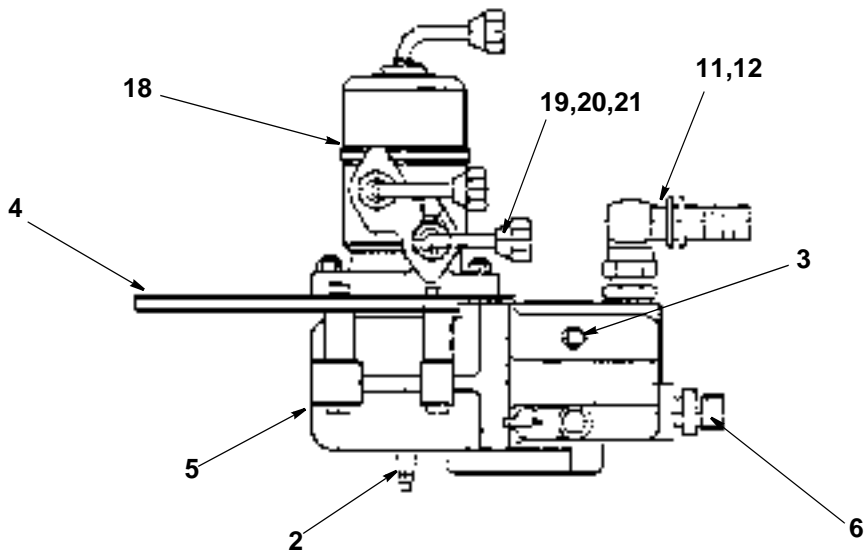
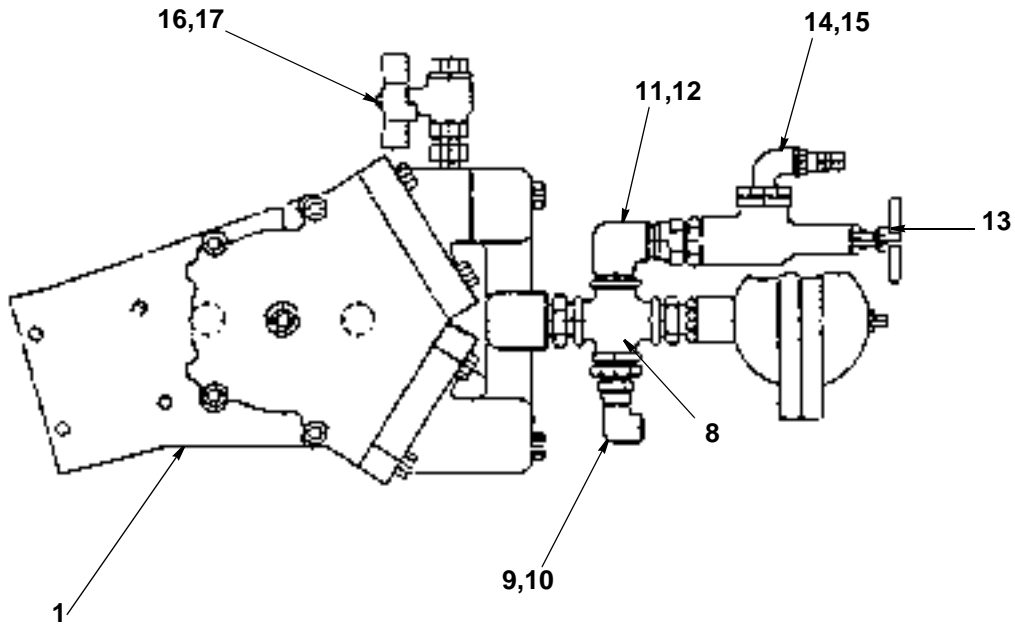
Table of Contents

Assembly/Description	Page
LOW-PRESSURE WATER PUMP	
Twin Water Pump Arrangement	1
Twin Water Pump Components	3
Water Valves	5
Relief Valve Assembly	5
WATER TANKS & FILTRATION	
900 litre Water Tank	7
Water filter, Low Pressure Assembly	9
Water filter, High Pressure Assembly	9
FRONT SPRAY BAR ARRANGEMENTS	
Low Pressure	11
High Pressure	11
Air Ram Kit for Frontspray Raise/Lower	11
OPTIONS	
Detergent Kit	13
Hand-wash Basin	13
Hydrant Filler Arrangement	15
HOSE REEL ARRANGEMENTS	
Automatic Hose Reel	17
HIGH-PRESSURE PUMP	
30 Litre High Pressure Pump (internal components)	19
30 Litre High-pressure Pump Assembly	21



<i>Item</i>	<i>Part Number</i>	<i>Quantity</i>	<i>Description</i>
TWIN WATER PUMP ASSEMBLY - LOW PRESSURE			
1	024385	1	. PUMP ASSEMBLY, TWIN WATER Page E3
1	024385SE	1	. PUMP ASSEMBLY, TWIN WATER (Service Exchange Unit) . . . Page E3
2	013792	1	.. Grease Nipple
3	010945	3	.. Plug 1/4" BSP
4	014872	1	.. Plate, pump
5	014873	4	... Spacer 37 x 20 x 11
	011019	4 Hex Bolt M8 x 90
	011073	4 Nut M12
NI	014871	1	.. Pump Spigot
6	011161	2	.. Adapt 3/4" BSP
7	011210	1	.. Elbow/hose tail, 1" x 3/4" BSP
8	011256	1	.. Cross fitting, 3/4" BSP
9	010946	1	... Red Bush 3/4 x 3/8" BSP
10	011172	1 Swivel Elbow 3/8" BSP
11	011161	2	... Adapt 3/4" BSP
12	011174	1 Swivel Elbow 3/4" BSP
13	024837	1	.. Relief valve assembly Page E5
	011048	1	... Nut 1/2" UNF thin
14	010913	1 Elbow M & F 3/8" BSP
15	010930	1 Hose tail, 3/8" BSP x 5/8"
16	011743	1	.. Valve, ball, 1/4" BSP
17	011224	1	... Adaptor, 3/4" x 3/8" BSP
18	013527	1	. MOTOR, DANFOSS OMP 50
18	013527SE	1	. MOTOR, DANFOSS OMP 50, SERVICE EXCHANGE UNIT
NI	010762	1	.. Danfoss Seal Kit (only for motors with a drainport)
NI	023069	1	.. Danfoss Seal Kit (only for motors without a drainport)
	011058	2	... Screw, csk skt hd, M12 x 40 mm long
	011077	4	... Nut, hex, M12
19	011167	2	.. Adaptor, 1/2" BSP x 3/8" BSP
20	011154	2	... Seal, Dowty 1/2" BSP
21	011221	3	... Elbow, swept 90°, 3/8" BSP

When ordering replacement parts, always give the machine's Serial Number and specify Part Number, Quantity & Description



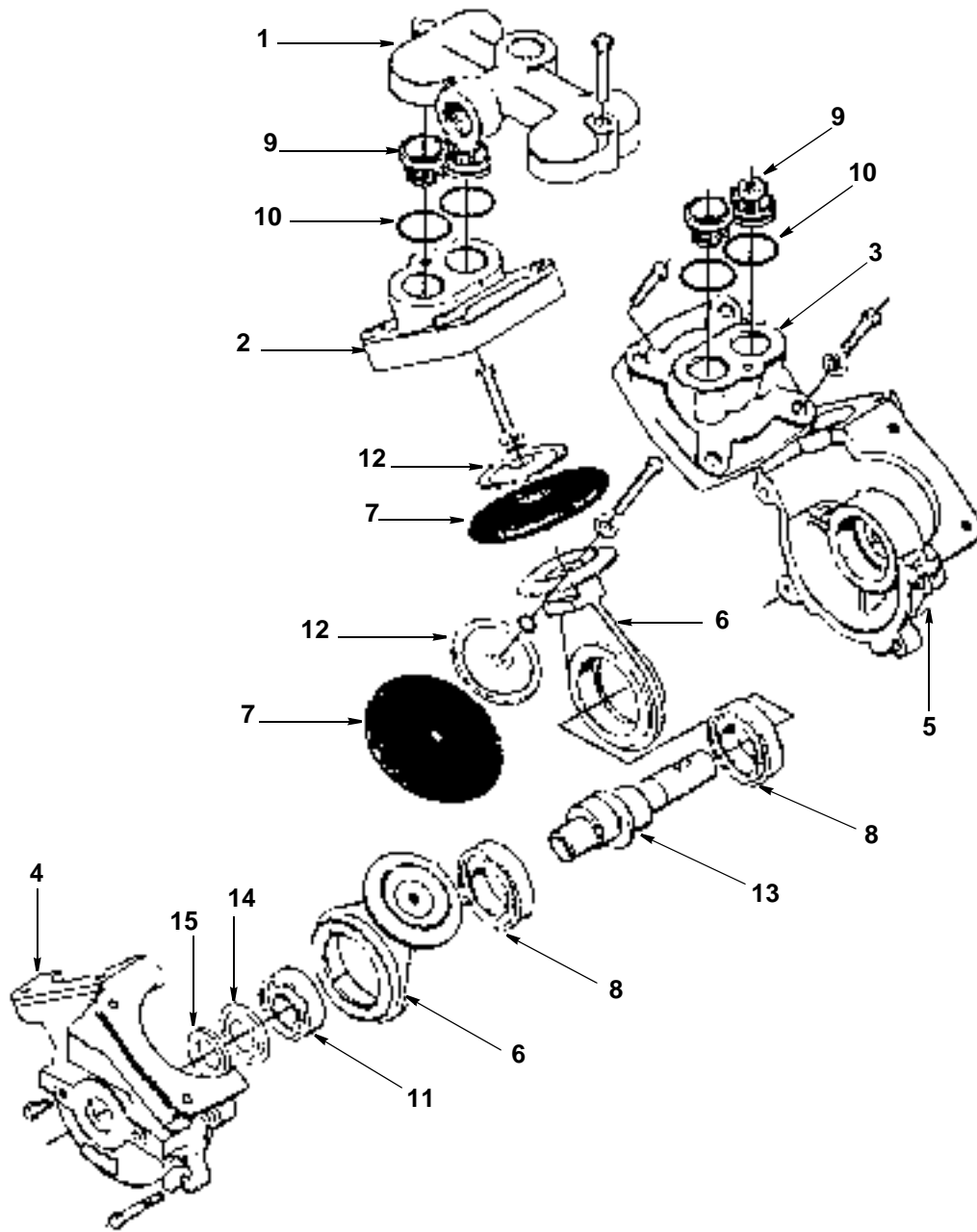
TWIN WATER PUMP ASSEMBLY

When ordering replacement parts, always give the machine's Serial Number and specify Part Number, Quantity & Description



<i>Item</i>	<i>Part Number</i>	<i>Quantity</i>	<i>Description</i>
TWIN WATER PUMP COMPONENTS			
1	020460	1	. Hardi Twin Pump Bridge
2	020464	1	. Hardi Twin Pump Head (mod)
3	020463	1	. Hardi Twin Pump Head
4	020461	1	. Hardi Twin Pump Crankcase
5	020462	1	. Hardi Twin Pump Crankcase (mod)
6	014682	2	. Conrod Hardi Pump
7	013629	2	. Diaphragm Hardi Pump
8	013522	2	. Bearing Ball 6007
9	013627	4	. Poppet Valve
10	013628	4	. . Sealing Ring
11	022726	1	. Bearing Ball 6205
12	014882	2	. Pump Backing Plate
13	014869	1	. Pump Eccentric
14	014881	1	. Retainer
15	014879	1	. . Felt Washer

When ordering replacement parts, always give the machine's Serial Number and specify Part Number, Quantity & Description



LOW PRESSURE TWIN WATER PUMP

When ordering replacement parts, always give the machine's Serial Number and specify Part Number, Quantity & Description



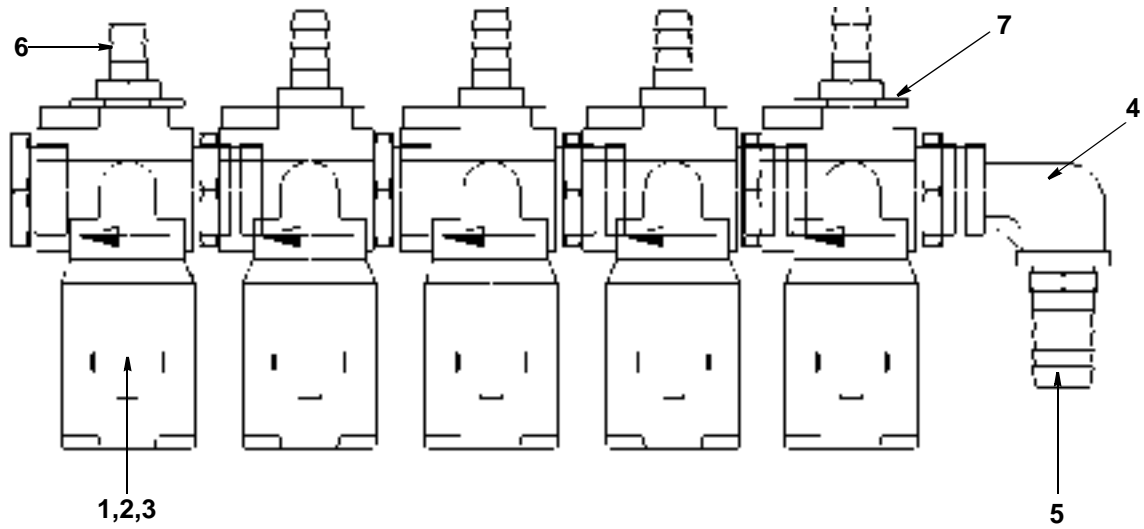
<i>Item</i>	<i>Part Number</i>	<i>Quantity</i>	<i>Description</i>
	025330		WATER VALVE ASSEMBLY - LOW PRESSURE PUMP
1	024832	5	Water Valve, 24 Volt
2	024833	As Req	. Valve backnut
3	024834	As Req	. Valve backplug
4	010913	1	Elbow M/F x $\frac{3}{8}$ " BSP
5	010930	1	Hosetail $\frac{3}{8}$ " BSP x $\frac{5}{8}$ "
6	010922	5	Hosetail $\frac{1}{4}$ " BSP x $\frac{3}{8}$ "
7	024835	2	Bracket

NOTE:

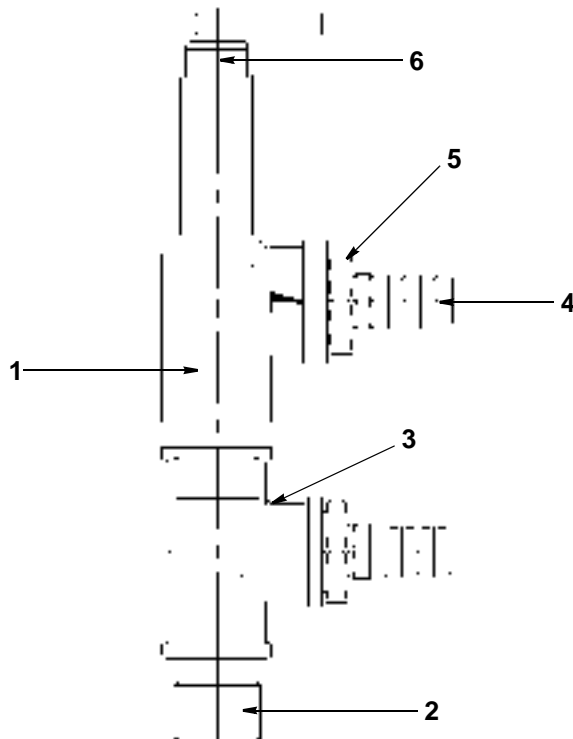
The number of valves, their voltage and related fittings is dependent on chassis and options fitted. If in doubt please contact us quoting your Machine Serial Number.

<i>Item</i>	<i>Part Number</i>	<i>Quantity</i>	<i>Description</i>
	024837		RELIEF VALVE ASSEMBLY - LOW PRESSURE PUMP
1	010101	1	Relief valve
2	010916	1	. Nipple, hex, $\frac{3}{4}$ " BSP
3	010919	1	. Tee $\frac{3}{4}$ " BSP
4	010930	2	. Hosetail
5	010946	2	. Bush, reducing $\frac{3}{8}$ " BSP x $\frac{3}{4}$ " BSP
6	011048	1	. Nut $\frac{1}{2}$ " UNF

When ordering replacement parts, always give the machine's Serial Number and specify Part Number, Quantity & Description



WATER VALVE ASSEMBLY



RELIEF VALVE ASSEMBLY

When ordering replacement parts, always give the machine's Serial Number and specify Part Number, Quantity & Description



Item	Part no	Quantity	Description
	025369		WATER TANK ASSEMBLY - 900 LITRE
1	026324	1	Water Tank 900 Ltr
2	025271	1	. Lid, Water tank
3	025222	0.04	Titanfast section DX78
4	011072	6	Nut, Hex, M8
5	011092	6	Washer M8
6	010946	4	Red Bush $\frac{3}{4}$ " x $\frac{3}{8}$ " BSP
7	010913	3	Elbow M&F $\frac{3}{8}$ " BSP
8	010930	4	$\frac{3}{8}$ " x $\frac{5}{8}$ " Hose tail
9	001046	1.50	Hose $\frac{5}{8}$ " Clear
10	000202	2	O Clip $\frac{7}{8}$ "
11	010917	2	Elbow M&F $\frac{3}{4}$ " BSP
12	010931	2	$\frac{3}{4}$ " Male x 1" Hose tail
13	010916	1	Nipple, hex, $\frac{3}{4}$ " BSP
14	013757	1	Ball valve $\frac{3}{4}$ "
15	012969	16	Rubber Washer 40 x 12 x 6
16	011096	8	. Washer M12
17	011077	8	. Nut, nyloc, M12
18	025335	1	Ball $\frac{1}{2}$ " Plastic
19	023873	1	Hydrant filler assy
20	001045	2.50	. Hose green Medium duty 1 $\frac{1}{2}$ "
21	003007	4	. Jubilee Clip 2a
22	014983	1	. Exhaust U Clamp $\frac{5}{8}$ "
23	002051	1	. 1 $\frac{1}{2}$ " Male to 1 $\frac{1}{2}$ " Hosetail
24	003013	1	. Socket 1 $\frac{1}{2}$ "
25	024586	1	Hydrant filler Pipe assy
26	024578	1	. Pipe hydrant filler top
27	024585	1	. Bracket, hydrant filler
NI	025623	1	. Float Switch (Option)
NI	028627	1	Cage

When ordering replacement parts, always give the machine's Serial Number and specify Part Number, Quantity & Description



1,2,3,4,5,15,16,17



6,7,8

9,10,18



6,8,11,12



6,7,8

10,13,14

19,20,21,22,25,26,27

23

4

900 LITRE WATER TANK LATE TYPE

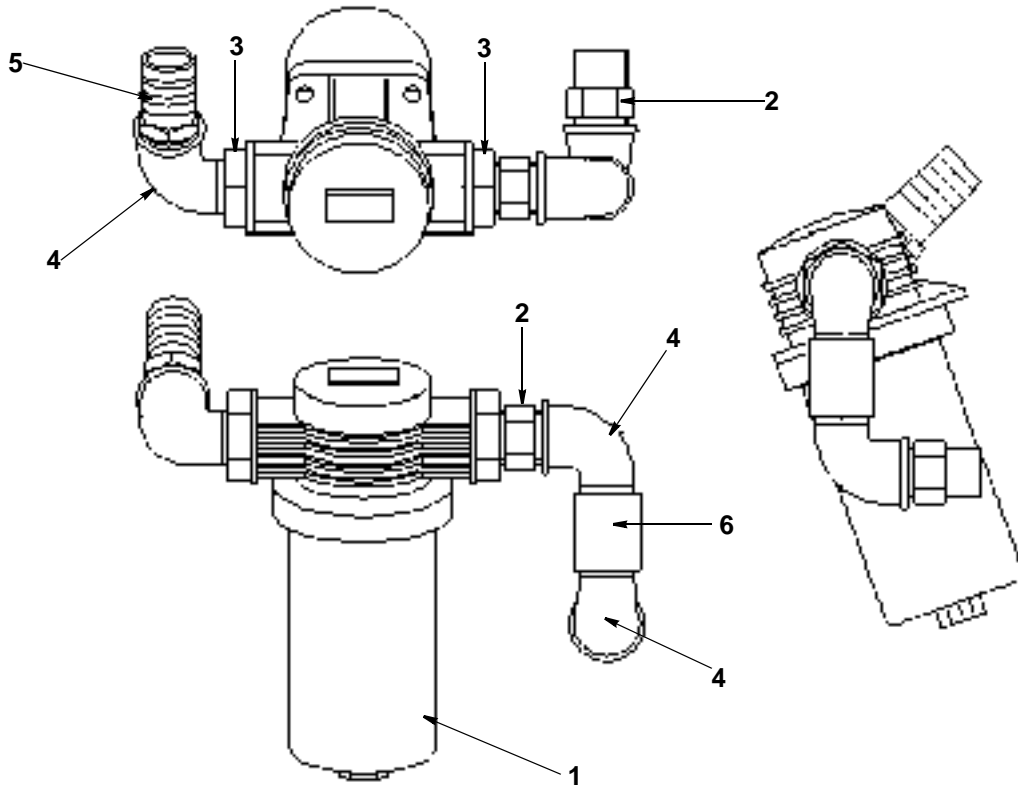
When ordering replacement parts, always give the machine's Serial Number and specify Part Number, Quantity & Description



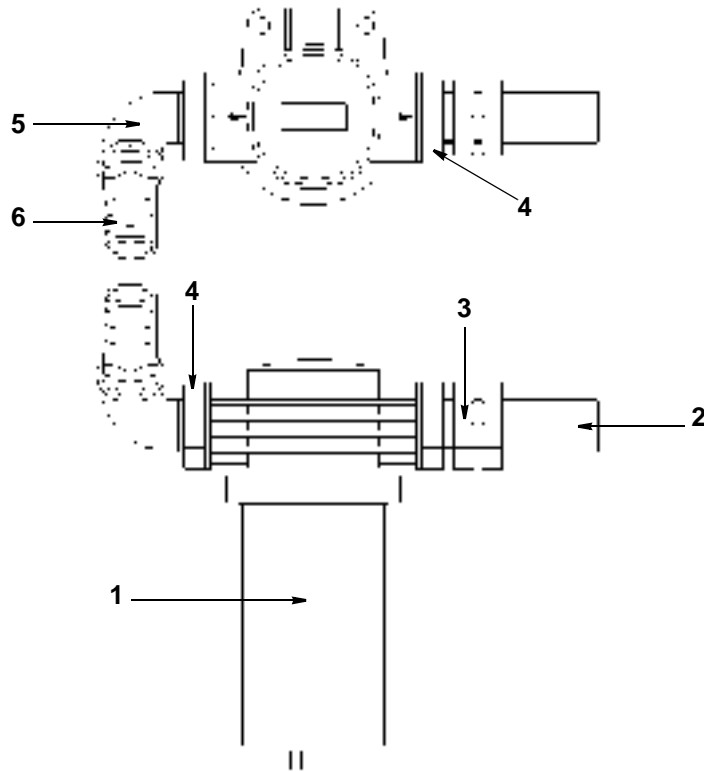
<i>Item</i>	<i>Part no</i>	<i>Quantity</i>	<i>Description</i>
	024917	1	WATER FILTER ASSEMBLY - LOW PRESSURE
1	023862	1	Water filter
NI	023863	1	. Spare Element
NI	023897	1	. O Ring
2	010916	2	Hex nipple $\frac{3}{4}$ "
3	000154	2	Bush, reducing 1" BSP x $\frac{3}{4}$ " BSP
4	010917	3	Elbow, $\frac{3}{4}$ " BSP, M/F
5	010931	1	Hosetail $\frac{3}{4}$ " x 1"
6	010934	1	Socket $\frac{3}{4}$ " BSP

<i>Item</i>	<i>Part no</i>	<i>Quantity</i>	<i>Description</i>
	024915	1	WATER FILTER ASSEMBLY - HIGH PRESSURE
1	023862	1	Water filter
NI	023863	1	. Spare Element
NI	023897	1	. O Ring
2	024924	1	Hosetail, $\frac{3}{4}$ " BSP x 1"
3	010935	2	Backnut, $\frac{3}{4}$ "
4	000154	2	Bush, reducing, 1" BSP x $\frac{3}{4}$ " BSP
5	010917	1	Elbow, 90°, $\frac{3}{4}$ " BSP, M/F
6	010931	1	Hosetail, $\frac{3}{4}$ " x 1"
NI	013757	1	. . Ball valve, $\frac{3}{4}$ "

When ordering replacement parts, always give the machine's Serial Number and specify Part Number, Quantity & Description



LOW PRESSURE WATER FILTER ASSEMB



HIGH PRESSURE WATER FILTER ASSEMB

When ordering replacement parts, always give the machine's Serial Number and specify Part Number, Quantity & Description

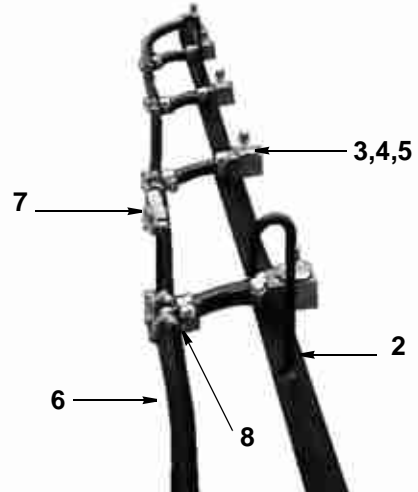
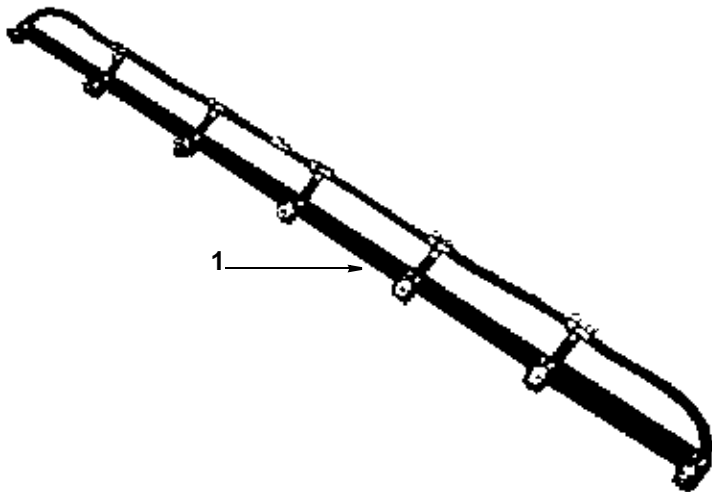




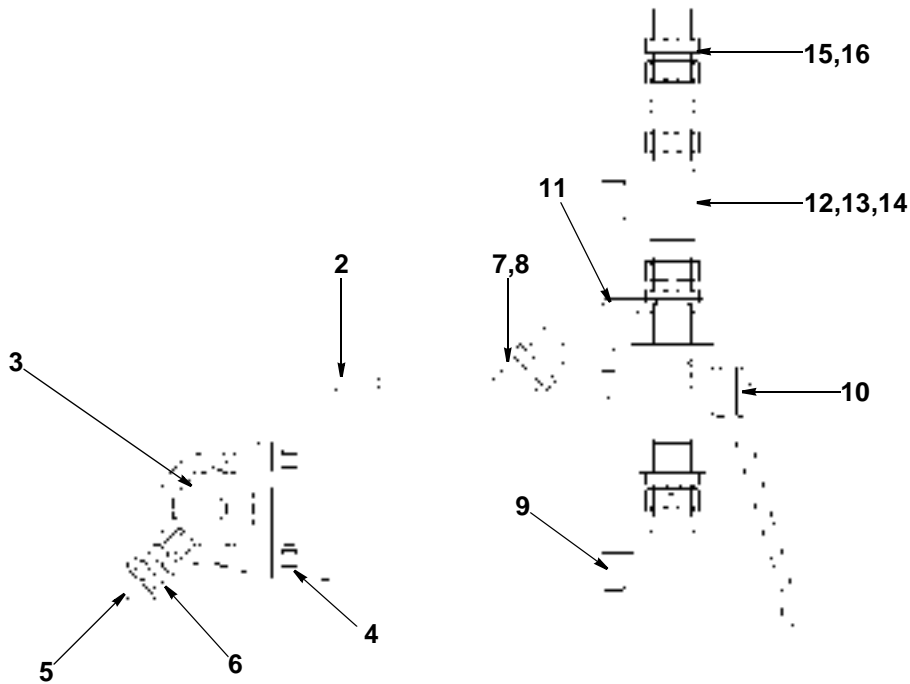
<i>Item</i>	<i>Part no</i>	<i>Quantity</i>	<i>Description</i>
1	021680	1	LOW PRESSURE FRONT SPRAY-BAR ASSEMBLY
2	021685	1	. Spray Bar
3	013360	7	. Jet nozzle assembly
4	011087	7	. . Bolt, hex hd, M6 x 25 mm long
5	011091	7	. . Washer, plain, 6 mm
6	010950	1	. Hose, $\frac{3}{8}$ " bore
7	010926	5	. . Tee fitting, plastic
8	010516	23	. . Clip, hose, worm drive

<i>Item</i>	<i>Part no</i>	<i>Quantity</i>	<i>Description</i>
1	025061	1	HIGH-PRESSURE FRONT SPRAY-BAR ASSEMBLY
2	025503	1	. Spray bar bracket
3	014977	1	. . Spray bar
4	014983	2	. . . Clamp
5	020027		. . Spray jet LF2-50
6	010112		. . Nozzle body & cap
7	011160		. Adaptor $\frac{1}{2}$ "
8	011154		. . Seal, dowty $\frac{1}{2}$ "
NI	001058	1	. . Hose $\frac{1}{2}$ "
9	011173	1	. . Swivel elbow $\frac{1}{2}$ "
10	023176	1	. . Ball valve $\frac{1}{2}$ "
11	025007	1	. . . Angle bracket
12	011182	1 Tee $\frac{1}{2}$ "
NI	010976	1 Hose $\frac{1}{2}$ " x 2057 mm long
13	011154	1 Seal, dowty $\frac{1}{2}$ "
14	011160	1 Adaptor $\frac{1}{2}$ "
15	011167	1 Adaptor $\frac{1}{2}$ " x $\frac{3}{8}$ "
16	011178	1 Adaptor, $\frac{1}{2}$ ", Nut/Nut
NI	011310	1 Hose $\frac{3}{4}$ " x 300 mm long

When ordering replacement parts, always give the machine's Serial Number and specify Part Number, Quantity & Description



LOW-PRESSURE SPRAY BAR



HIGH-PRESSURE SPRAY BAR

When ordering replacement parts, always give the machine's Serial Number and specify Part Number, Quantity & Description



<i>Item</i>	<i>Part no</i>	<i>Quantity</i>	<i>Description</i>
DETERGENT KIT OPTION			
1	010393	1	. Bracket, mounting
	011010	4	. . Bolt, hex hd, M8 x 20 mm long
	011075	4	. . Nut, hex, M8, Nyloc
2	013553	1	. Bottle
3	013602	1	. . Bungee cord, hook ends
4	013575	1	. . Tubing, silicon rubber
5	011159	1	. . Adaptor, $\frac{3}{8}$ " BSP
6	011205	1	. . . Elbow, swivel, $\frac{3}{8}$ " BSP, F/F
7	013573	1	. Detergent Injector
8	013574	1	. Detergent Nozzle

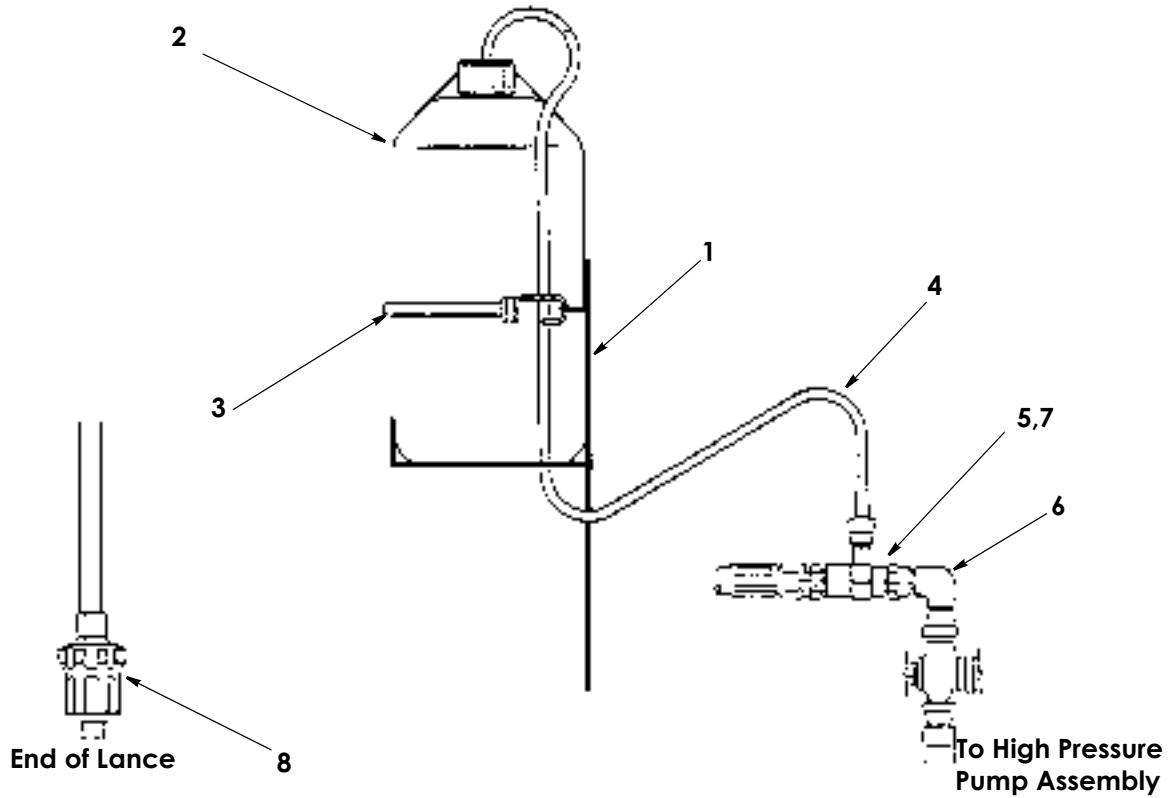
NOTE:

This kit is for the high-pressure lance only and is not for use with the front spray bar. When detergent kit is fitted - length of high-pressure hose on hose reel is 13 metres.

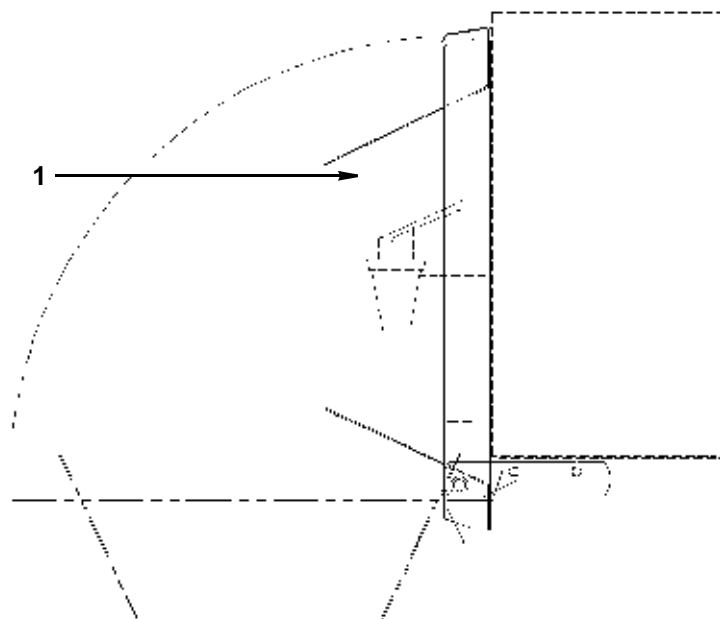
<i>Item</i>	<i>Part no</i>	<i>Quantity</i>	<i>Description</i>
HAND-WASH BASIN OPTION			
1	028228	1	. Hand Wash Unit, Electric.

Please contact the Scarab Parts Department for details of optional equipment.

When ordering replacement parts, always give the machine's Serial Number and specify Part Number, Quantity & Description



DETERGENT KIT



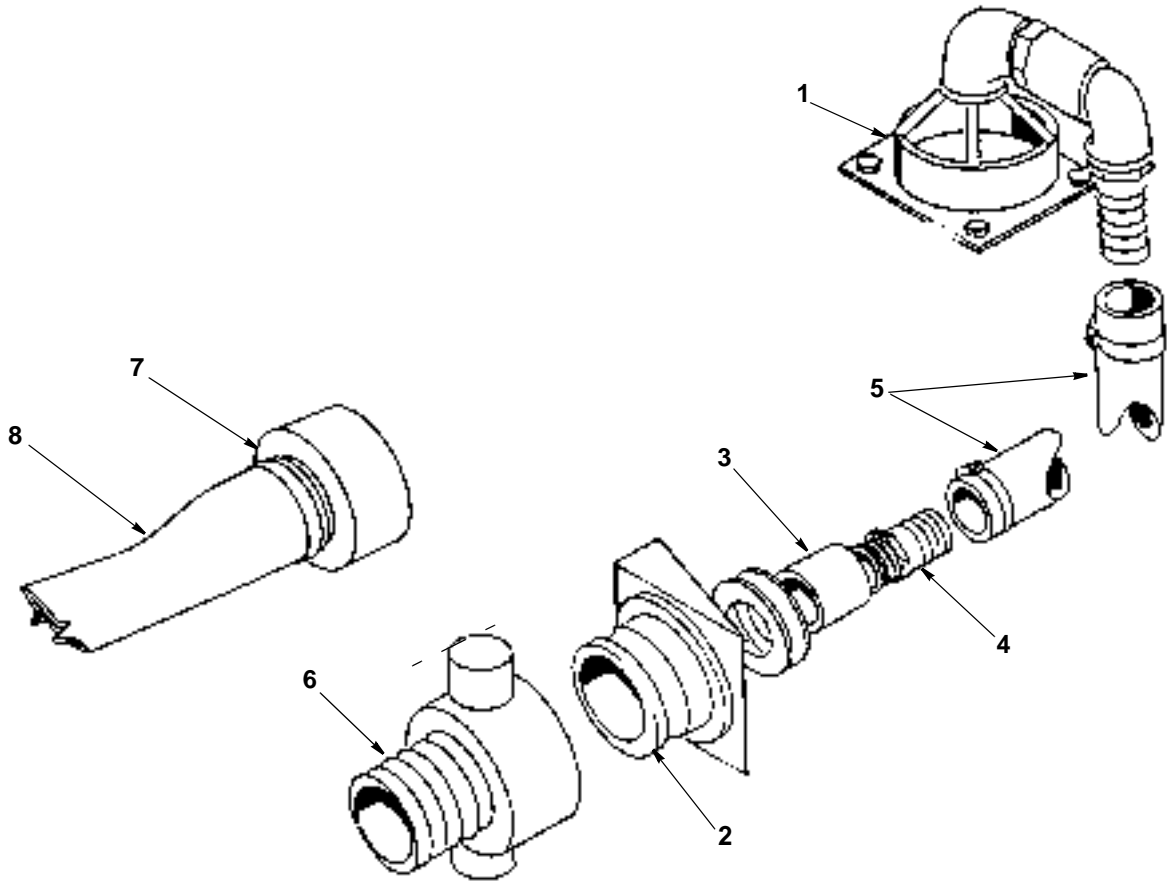
HAND-WASH BASIN

When ordering replacement parts, always give the machine's Serial Number and specify Part Number, Quantity & Description



<i>Item</i>	<i>Part no</i>	<i>Quantity</i>	<i>Description</i>
HYDRANT FILLER ASSEMBLY			
1	013296	1	. Inlet pipe assembly
	011012	4	. . Bolt, hex hd, M8 x 30 mm long
	011073	4	. . Nut, hex, M8, Nyloc
2	013169	1	. Adaptor, hydrant thread
	011101	2	. . Washer
3	010934	1	. . Socket
4	010931	1	. . . Hose Tail
5	010959	1 Hose
	010518	2 Clip, hose, worm-drive
6	013171	1	. Hose Tail, hydrant filler
7	014546	1	. . Hydrant adaptor, male
7	028729	1	. . Hydrant adaptor, male 3/4" Hosetail to 2 1/2" Hydrant
8	014547	4 m	. . Hose, lay-flat
NI	014544	1	. Standpipe
NI	014545	1	. Key & Bar

When ordering replacement parts, always give the machine's Serial Number and specify Part Number, Quantity & Description




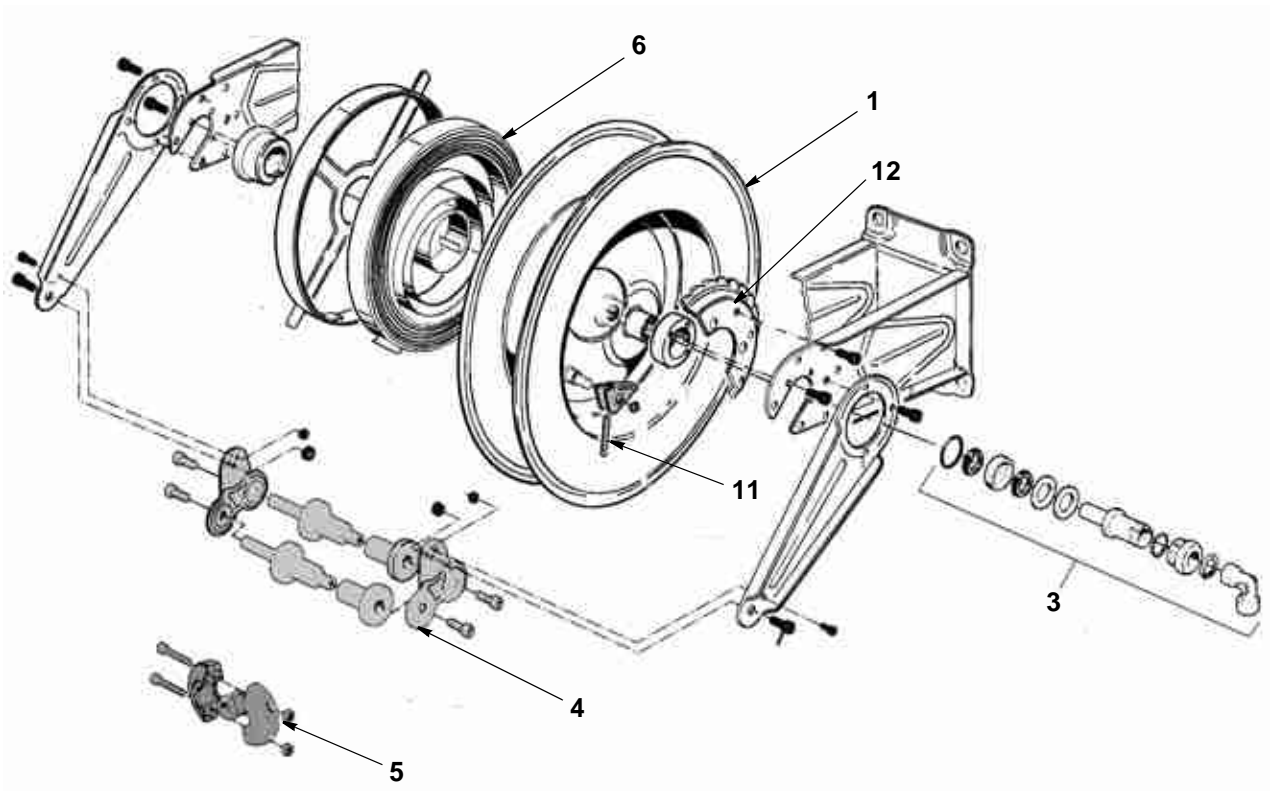
HYDRANT FILLER ASSEMBLY

When ordering replacement parts, always give the machine's Serial Number and specify Part Number, Quantity & Description



<i>Item</i>	<i>Part no</i>	<i>Quantity</i>	<i>Description</i>
			HOSE REEL ASSEMBLY - AUTOMATIC RETRACTING
1	020451	1	. Automatic hose reel complete (less hose)
2	010601	1	. . Hose, reinforced, 13 metres
3	024230	1	. . Swivel elbow assembly
4	025238	1	. . Roller assembly
5	026217	1	. . Clamp
6	026753	1	. . Coiled spring
7	026754	1	. . Tension spring
8	025473	1	. Holder, spray gun
9	010748	1	. . Spray gun, high pressure
10	011257	1	. Valve, ball $\frac{1}{4}$ "
11	026754	1	. Spring
12	030570	1	. Ratchet

When ordering replacement parts, always give the machine's Serial Number and specify Part Number, Quantity & Description



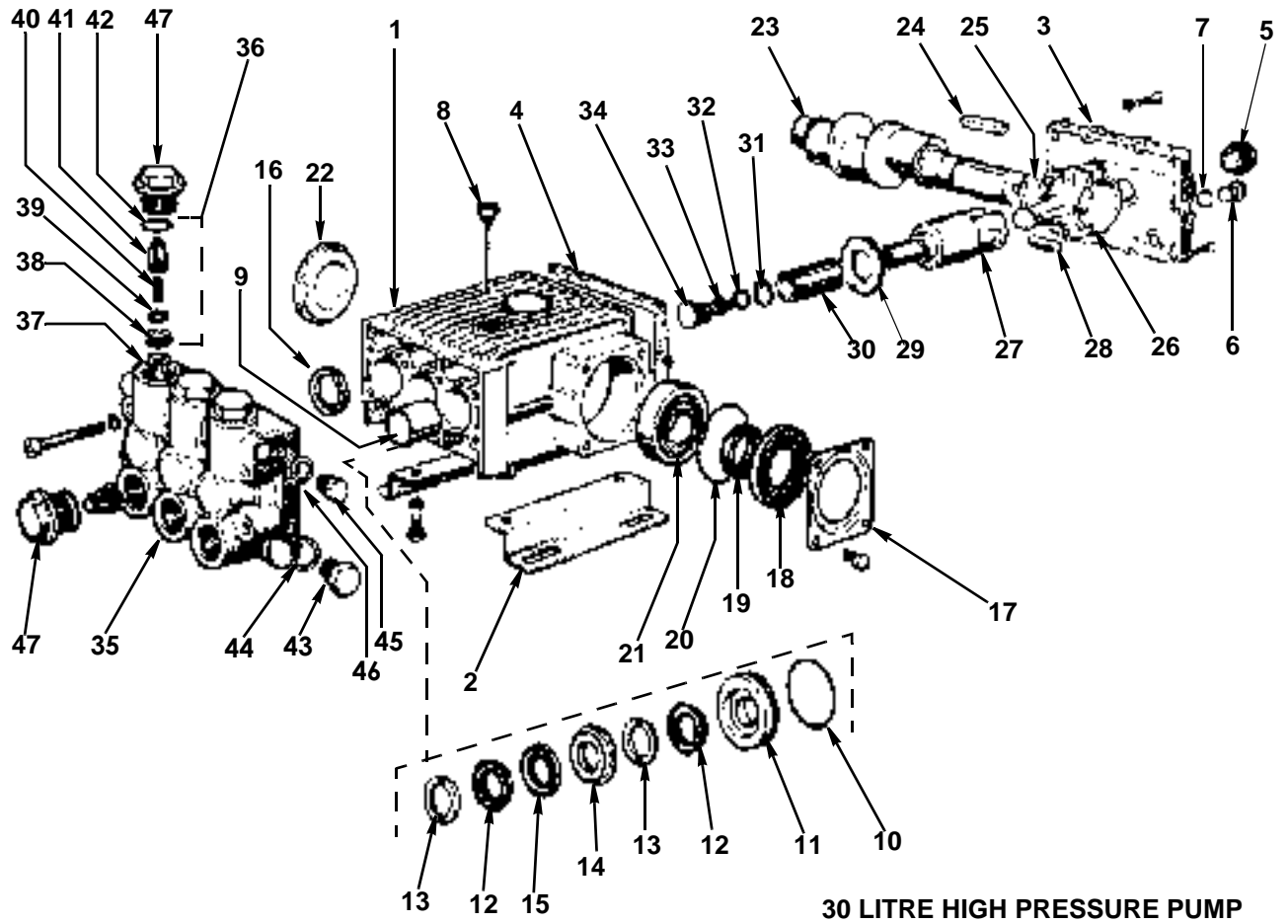
AUTOMATIC HOSE REEL

When ordering replacement parts, always give the machine's Serial Number and specify Part Number, Quantity & Description



<i>Item</i>	<i>Part no</i>	<i>Quantity</i>	<i>Description</i>
	023197		HIGH-PRESSURE PUMP, 30 LITRE (UPTO JAN 2003)
1	022100	1	. CRANKCASE
2	022136	2	.. Foot
	022139	4	... Screw M10 x 18 mm long
	022138	4	... Washer
3	022119	1	.. Crankcase cover, end plate
	022126	9	... Screw, M6 x 18 mm long
4	022112	1	... Gasket, cover
5	022124	1	... Oil Sight Glass
6	022125	1	... Cap
7	022123	1	... O-Ring
8	022111	1	.. Oil Dipstick
9	022137	3	.. Cylinder Guide
10	022144	3	.. O-Ring
11	026116	3	.. Packing Retainer
12	026117	3	.. Packing Seal
13	026118	3	.. Head Ring
14	026119	3	.. Intermediate Ring
15	026120	3	.. Seal
16	022109	6	.. Oil Seal
17	022131	2	.. Crankcase cover, bearing assembly
	022130	4	... Screw M10 x 16 mm long
18	022132	1	.. Spacer
19	022133	1	.. Oil Seal
20	022134	2	.. O-Ring
21	022135	2	.. Bearing
22	026123	1	.. Spacer
23	026113	1	. CRANKSHAFT
24	022149	1	.. Key
25	022150	1	.. Circlip
26	022120	3	.. Connecting Rod
27	026114	1	... Piston Guide
28	022127	1 Piston Pin
29	026115	1 Washer
30	026112	1 Piston
31	026111	1 Washer
32	026110	1 Anti Extrusion Ring
33	026109	1 O-Ring
34	026108	1 Bolt, Piston
35	026122	1	. MANIFOLD
	022098	8	.. Screw M10 x 80 mm long
	022099	8	.. Washer
36	022105	6	.. Valve Unit (comprising Items 37 -42)
37	022100	6	... O-Ring
38	022101	6	... Valve Seat
39	022102	6	... Valve
40	022103	6	... Spring
41	022104	6	... Valve Guide
42	026106	6	... O-Ring
43	026121	1	.. Cap
44	022141	1	... Washer
45	022125	1	.. Cap
46	022142	1	... Washer
47	026107	6	Cap

When ordering replacement parts, always give the machine's Serial Number and specify Part Number, Quantity & Description




When ordering replacement parts, always give the machine's Serial Number and specify Part Number, Quantity & Description




Item	Part no	Quantity	Description
	028535/025393		HIGH-PRESSURE PUMP ASSEMBLY, 30 LITRE
1	028486	1	. Pump, high-pressure, 30 litres/minute (From Jan 2003)
1	023197	1	. Pump, high-pressure, 30 litres/minute (Upto Jan 2003)
NI	028487	1	.. Coupling (From Jan 2003)
NI	023192	1	.. Coupling half, 17 bore (Upto Jan 2003)
NI	020309	1	.. Coupling half, 35 bore (Upto Jan 2003)
NI	020312	1	.. Sleeve, coupling (Upto Jan 2003)
2	023202	1	... Guard, coupling
3	023196	1	. Motor, hydraulic, 19 cc
NI	025469	1	.. Seal Kit, 19cc Motor
4	011167	2	. Adaptor, $\frac{1}{2}$ " BSP x $\frac{3}{8}$ " BSP
5	011154	1	.. Seal, Dowty, $\frac{1}{2}$ "
NI	020347	1	. Mounting bracket, motor
6	011257	1	.. Ball Valve $\frac{1}{4}$ " BSP, pump high-pressure drain
NI	010910	1	... Elbow, galvanised, $\frac{1}{4}$ " BSP
7	011158	1	... Adaptor, $\frac{1}{4}$ " BSP x $\frac{1}{4}$ " BSP
NI	011152	1	... Seal, Dowty, $\frac{1}{4}$ "
8	011169	1	.. Elbow, swivel, $\frac{1}{4}$ " BSP, F/F
9	011199	1	... Adaptor, $\frac{3}{8}$ " BSP x $\frac{1}{4}$ " BSP
NI	011153	1	... Seal, Dowty, $\frac{3}{8}$ "
10	022739	1	. Valve, unloader (Upto Jan 2003)
10	010599	1	. Valve, unloader (From Jan 2003)
11	003015	1	.. Elbow, galvanised, $\frac{1}{2}$ " BSP, M/F
12	010914	1	... Bush, reducing, $\frac{1}{2}$ " x $\frac{3}{8}$ "
13	010930	1	... Hose tail $\frac{3}{8}$ " BSP x $\frac{5}{8}$ "
14	011178	1	.. Adaptor, $\frac{1}{2}$ " BSP 16/8/8, F/F
15	011160	2	... Adaptor, $\frac{1}{2}$ " x $\frac{1}{2}$ "
NI	011154	1	... Seal, Dowty, $\frac{1}{2}$ "
16	011743	1	. Valve, ball $\frac{1}{4}$ " BSP, pump low-pressure drain

When ordering replacement parts, always give the machine's Serial Number and specify Part Number, Quantity & Description



PUMP ASSEMBLY - 30 LITRE, HIGH-PRESSURE



**UNLOADER VALVE
ARRANGEMENT**

PUMP ASSEMBLY - 30 LITRE, HIGH-PRESSURE

When ordering replacement parts, always give the machine's Serial Number and specify Part Number, Quantity & Description



THIS PAGE INTENTIONALLY LEFT BLANK

When ordering replacement parts, always give the machine's Serial Number and specify Part Number, Quantity & Description

ILLUSTRATED PARTS CATALOGUE

SCARAB MONIC

SECTION F HYDRAULIC EQUIPMENT

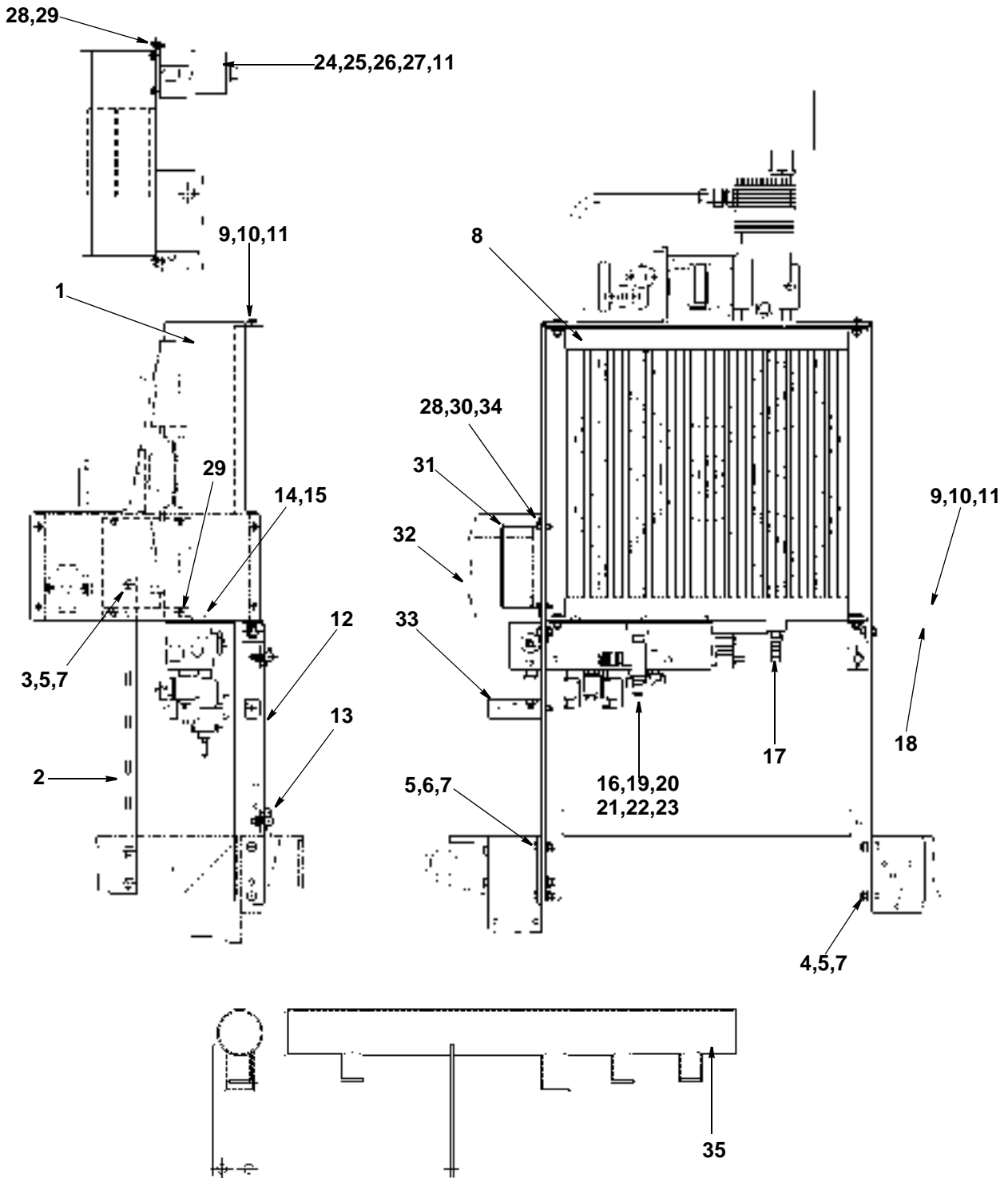
Table of Contents

Assembly/Description	Page
Oil Cooler General Assembly - CANbus machines	1
Hydraulic Tank Arrangement -	3
Compressor Assembly	5
Fan assembly from July 2002	7
Fan assembly upto July 2002	7
PUMPS & MOTORS	
Fan Pump Assembly	9
Suction Fan Pump	9
Water Pump Motor	11
Widesweep Brush Motor	11
Side Brush Motor	11
Cooling Fan Motor	11
VALVES	
Main Control Valve Block	13
Valve Block Assembly - Brush Control.	15
Valve Block Assembly - Suction Fan	15
Valve Block Assembly - Options Block	17
Valve Block Assembly - Suction Fan Idle	17
Variable Tilt Assembly	19
Non-Return Valve Assembly	19
Cruise Valve Assembly	21
Auxiliary Hand Pump Valve	21
RAMS	
Brush Ram Assemblies	23
Rear Door Ram Assemblies	23
Hopper Lift Ram Assemblies	23
PIPING ARRANGEMENT	
Steel Pipework Arrangement	25
Hose Listing by Part Number	27-31
Hose Listing by Description	32-38



<i>Item</i>	<i>Part Number</i>	<i>Quantity</i>	<i>Description</i>
OIL COOLER GENERAL ASSEMBLY - CANbus Machines			
1	028755	1	Oil cooler frame
2	024838	1	Leg, cooler frame
3	011031	1	Setscrew M10 x 25mm
4	011032	4	Bolt M10 x 30mm
5	011075	5	Nut, nyloc M10
6	000075	2	Bolt M10 x 130mm
7	011094	7	Washer, M10
8	022326	1	Oil cooler
9	011011	6	Setscrew M8 x 25mm
10	011073	6	Nut, nyloc M8
11	011092	14	Washer, M8
12	025383	1	Cover, cooler frame
13	012253	4	Antiluce small
14	011030	4	Setscrew M10 x 20mm
15	011095	4	Washer, spring M10
16	010962	1	Bush 3/4" x 1/2"
17	010931	1	Hosetail 3/4" x 1"
18	030487	2	Support angle
19	010919	1	Tee 3/4"
20	010943	1	Nipple, hex 3/4"
21	010946	1	Bush 3/4" x 3/8"
22	010930	1	Hosetail 3/4" x 1"
23	025181	1	Hosetail 1/2" x 3/4"
24	025103	1	Filter, high pressure
25	025104	1	. Element, filter
26	011010	2	Setscrew, hex M8 x 20mm
27	011093	2	Washer, spring M8
28	011071	5	Nut, nyloc M6
29	011001	6	Setscrew, hex M6 x 16mm
30	011067	3	Setscrew, hex M6 x 20mm
31	028695	1	Mount, Canbus node
32	028696	1	Cover, Canbus node
33	028862	1	Bracket, cable clip mounting
34	011090	3	Washer M6
35	028403	1	Manifold

When ordering replacement parts, always give the machine's Serial Number and specify Part Number, Quantity & Description

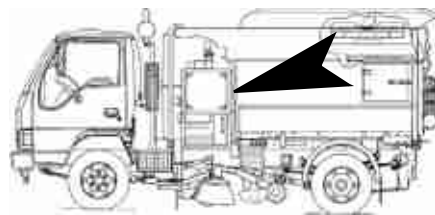


OIL COOLER ASSEMBLY - CANbus Machines

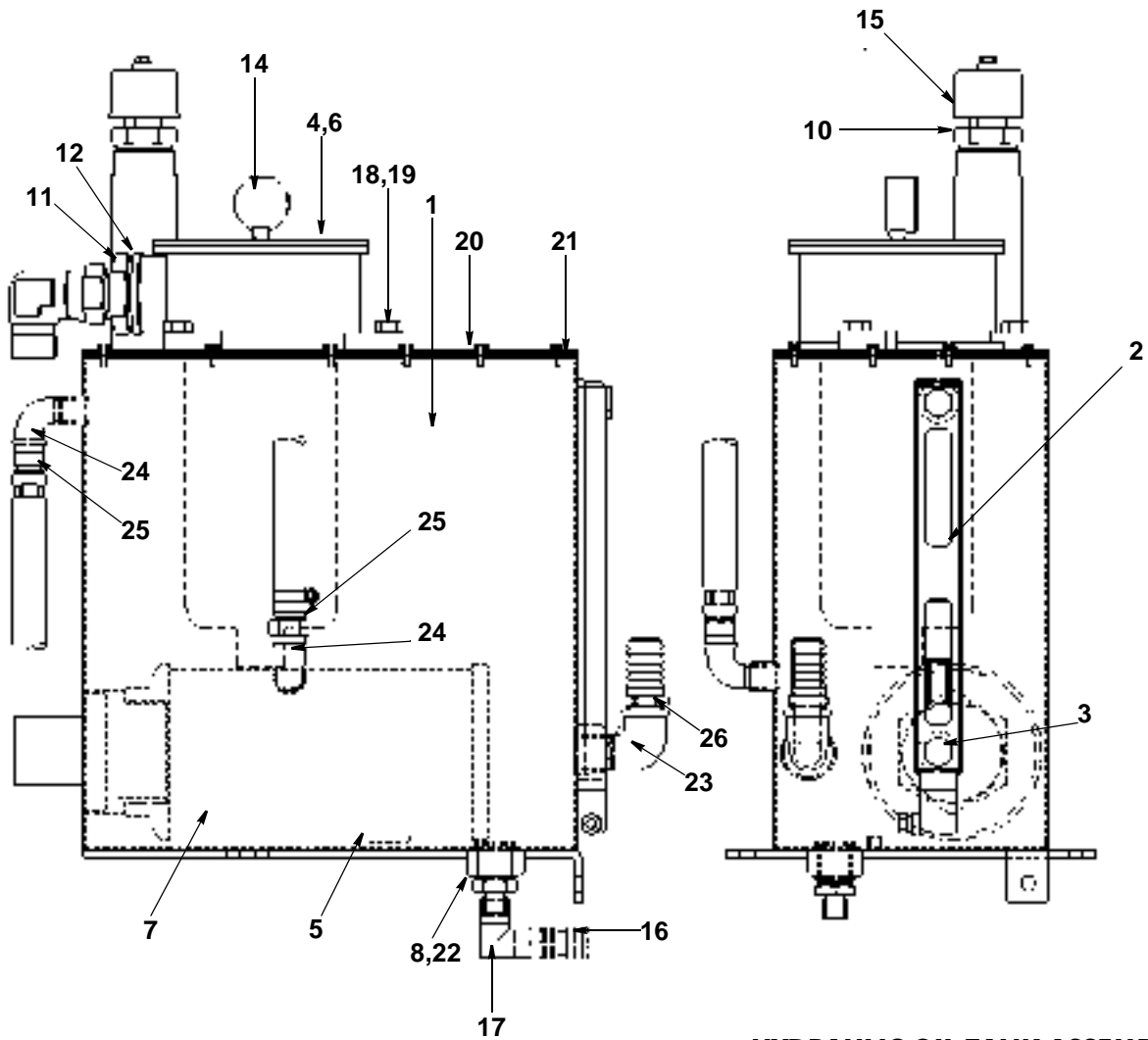
When ordering replacement parts, always give the machine's Serial Number and specify Part Number, Quantity & Description



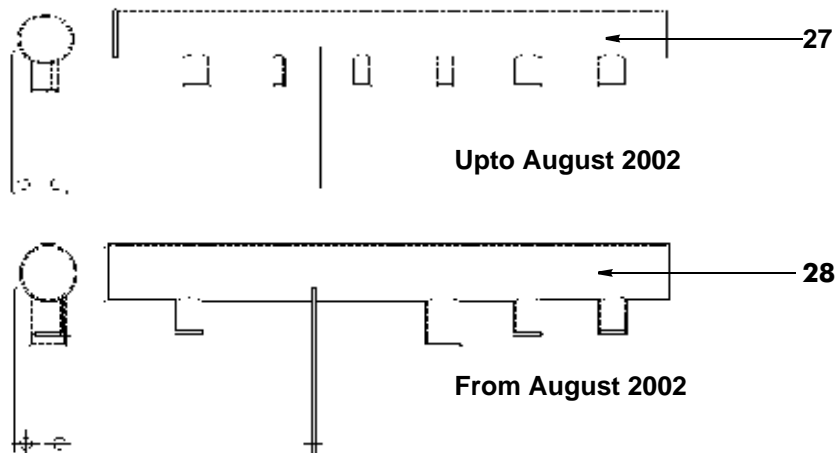
<i>Item</i>	<i>Part Number</i>	<i>Quantity</i>	<i>Description</i>
	025350		HYDRAULIC OIL TANK ASSEMBLY - Pre CANbus
1	025324	1	Oil Tank
2	024039	1	Gauge, fluid level
3	021979	2	Sealing washer, rubber
4	013123	1	Filter, return
5	010305	1	Magnet
6	013125	1	Element, return Filter
NI	024405	1	. O Ring Seal Kit (Filter)
7	020687	1	Element, suction filter
8	011155	1	Dowty Seal 1 1/4"
9	011156	1	Dowty Seal 1"
10	020689	1	Filter Plug 1"
11	011252	1	Adaptor 1 1/4" x 1"
12	011150	1	Dowty Seal 1 1/4"
13	011175	1	Elbow, swivel 1"
14	021719	1	Gauge
15	020688	1	Filter, Air breather
16	020903	1	Male Stud 12 mm x 3/8"
17	011205	1	Swivel Elbow 3/8" BSP F/F
18	011032	3	Setscrew, hex hd, M10 x 30 mm
19	011075	3	Nut, nyloc M10
20	011111	16	Screw, hex hd 10-32 x 1/2", Taptite
21	022478	1	Gasket
22	011224	1	Adaptor 3/4" x 3/8" BSP
23	010917	1	Elbow M/F 3/4" BSP
24	010913	2	Elbow M&F 3/8" BSP
25	010930	2	Hose Tail 3/8" x 5/8"
26	010931	1	Hose Tail 3/4" male x 1"
27	024840	1	Manifold Suction (Upto August 2002)
28	028403	1	Manifold Suction (From August 2002)



When ordering replacement parts, always give the machine's Serial Number and specify Part Number, Quantity & Description



HYDRAULIC OIL TANK ASSEMBLY




MANIFOLD SUCTION

When ordering replacement parts, always give the machine's Serial Number and specify Part Number, Quantity & Description

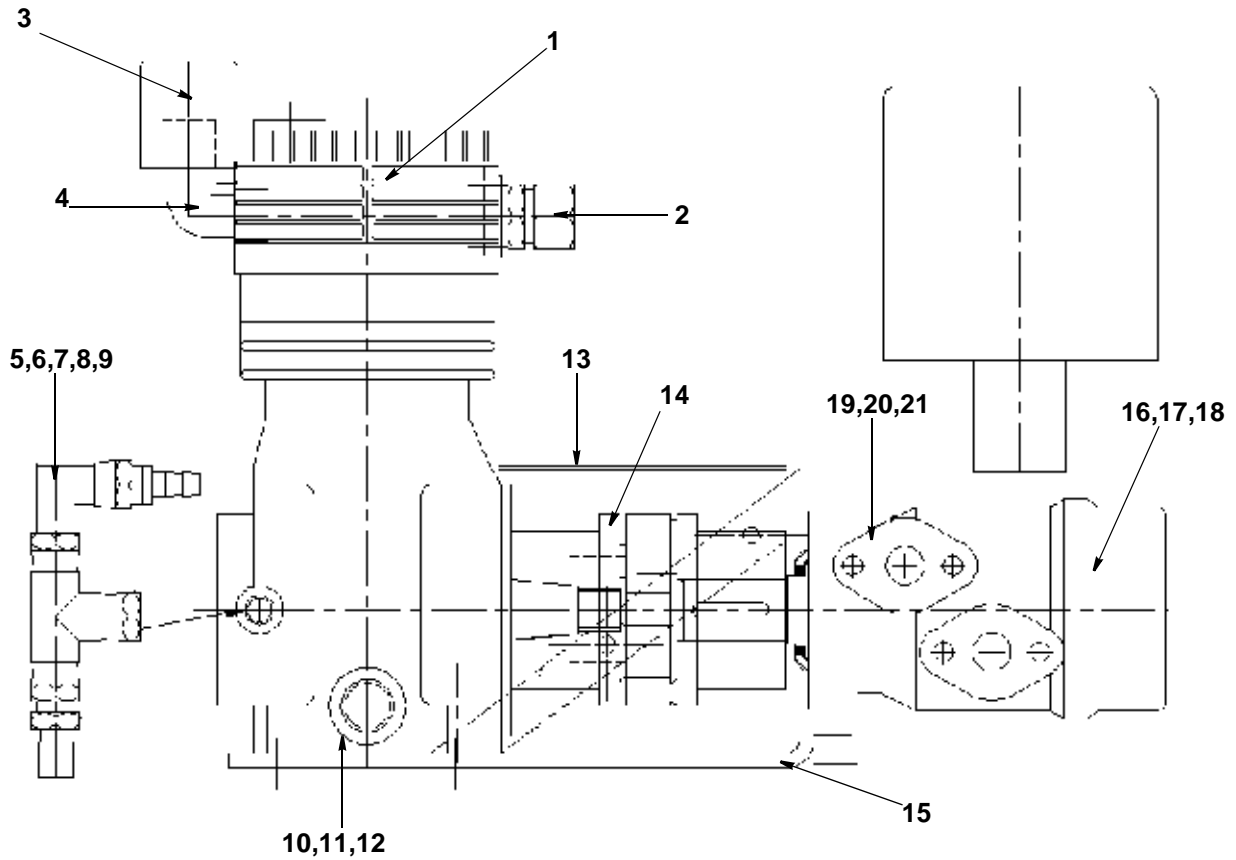




<i>Item</i>	<i>Part Number</i>	<i>Quantity</i>	<i>Description</i>
	024775		COMPRESSOR ASSEMBLY
1	024749	1	Compressor
2	025195	1	Coupling
3	025474	1	Inlet Adaptor
4	025064	1	Elbow
5	024880	1	Adaptor M10 x 1/4" BSP
6	002005	1	Tee 1/4" N/N/N
7	011171	1	Elbow, swivel 1/4" BSP
8	010922	1	Hose tail 1/4" x 3/8" BSP
9	002038	1	Stud, coupling 1/4" x 6
10	002037	1	Adaptor M22 x 1/2" BSP
11	011218	1	Dowty Seal M22
12	011234	1	Elbow, hose, 1/2" x 5/8" BSP
13	024779	1	Guard
14	025403	1	Coupling
15	024776	1	Mounting bracket
16	013527	1	Motor OMP50
NI	023069	1	. Seal Kit (Motor OMP50)
17	010910	1	Elbow 1/4" M/F
18	010922	1	Hose Tail 1/4" x 3/8" BSP
19	011167	1	Adaptor, 3/8" x 1/2" BSP
20	011154	1	Seal, dowty 1/2" BSP
21	011172	1	Swivel Elbow 3/8"
NI	025404	1	Air Cleaner



When ordering replacement parts, always give the machine's Serial Number and specify Part Number, Quantity & Description



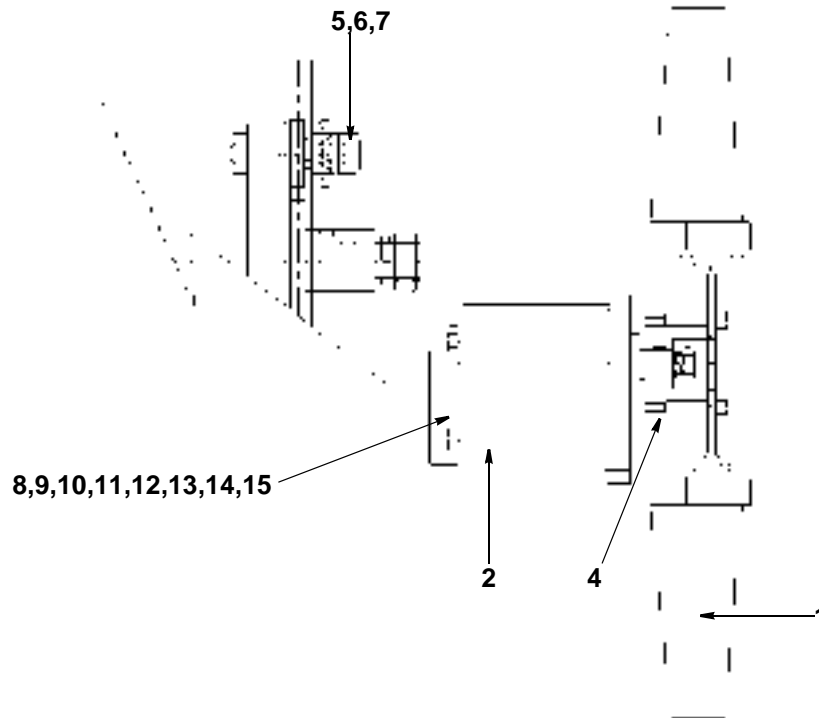
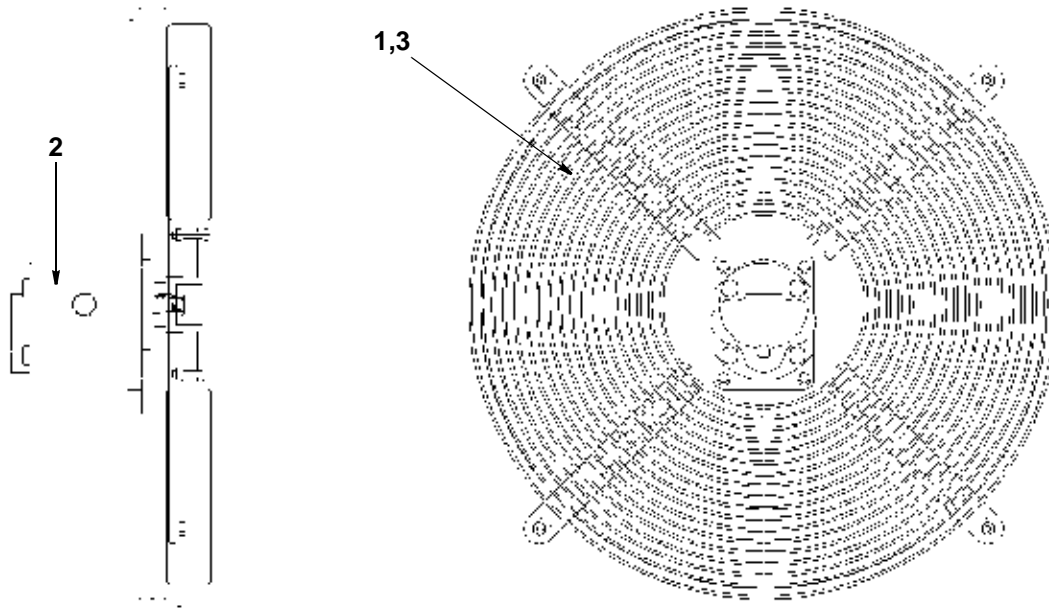
ASSEMBLY OF COMPRESSOR

When ordering replacement parts, always give the machine's Serial Number and specify Part Number, Quantity & Description



<i>Item</i>	<i>Part Number</i>	<i>Quantity</i>	<i>Description</i>
	028276/025378		FAN OIL COOLER ASSEMBLY
1	025900	1	Fan 500 mm dia (From July 2002)
1	024909	1	Fan 430 mm dia (Upto July 2002)
2	025372	1	Motor hydraulic 14 cc (From Sept 2003)
2	025107	1	Motor hydraulic 16 cc (From July 2002)
2	021315	1	Motor hydraulic 15 cc (Upto July 2002)
NI	023227	1	. Seal Kit 15 cc Motor
3	025901	1	Fan grill/mounting bracket (From July 2002)
3	020883	1	Fan grill/mounting bracket (Upto July 2002)
NI	023504	4	. Ring mount, anti-vibration
NI	023505	4	. Bush, anti-vibration
4	026856	1	Boss, fan
5	011013	4	Setscrew, hex hd, M8 x 35 mm
6	011092	4	Washer , 8 mm
7	011073	4	Nut, M8, Nyloc
8	011169	1	Swivel elbow $\frac{1}{4}$ " BSP F/F
9	011158	1	Adaptor $\frac{1}{4}$ " BSP
10	011152	1	Dowty seal $\frac{1}{4}$ " BSP
11	011167	2	Adaptor $\frac{1}{2}$ " x $\frac{3}{8}$ " BSP
12	011154	2	Dowty seal $\frac{1}{2}$ " BSP
13	010922	1	Hosetail $\frac{1}{4}$ " x $\frac{3}{8}$ " BSP
14	011172	2	Elbow, swivel, $\frac{3}{8}$ " BSP
15	011829	1	Valve, non-return, $\frac{3}{8}$ "
NI	011159	1	Adaptor $\frac{3}{8}$ " BSP
NI	011153	1	Dowty seal $\frac{3}{8}$ " BSP

When ordering replacement parts, always give the machine's Serial Number and specify Part Number, Quantity & Description



FAN OIL COOLER ASSEMBLY

When ordering replacement parts, always give the machine's Serial Number and specify Part Number, Quantity & Description

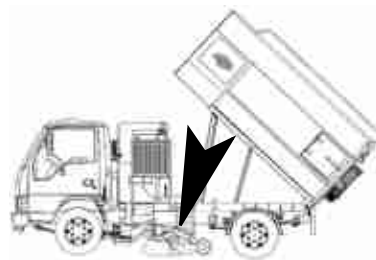


<i>Item</i>	<i>Part Number</i>	<i>Quantity</i>	<i>Description</i>
HYDRAULIC FAN PUMP ASSEMBLY			
1	024592	1	Pump 23 cc, double
2	024537	2	Valve flow control
NI	002127	as req	. O ring kit
3	024591	2	Hose tail
4	013518	2	O Ring 31 I/D x 3.5
5	011154	4	Dowty 1/2"
6	011243	2	Plug 1/2"
7	011167	2	Adapter 1/2" x 3/8" BSP
8	011172	2	Elbow, swivel 3/8" BSP
9	010930	2	Hose tail 3/8" x 5/8"
10	011012	8	Bolt, hex M8 x 30 mm
11	000056	8	Bolt, hex M8 x 120 mm
12	011093	8	Washer, spring M8

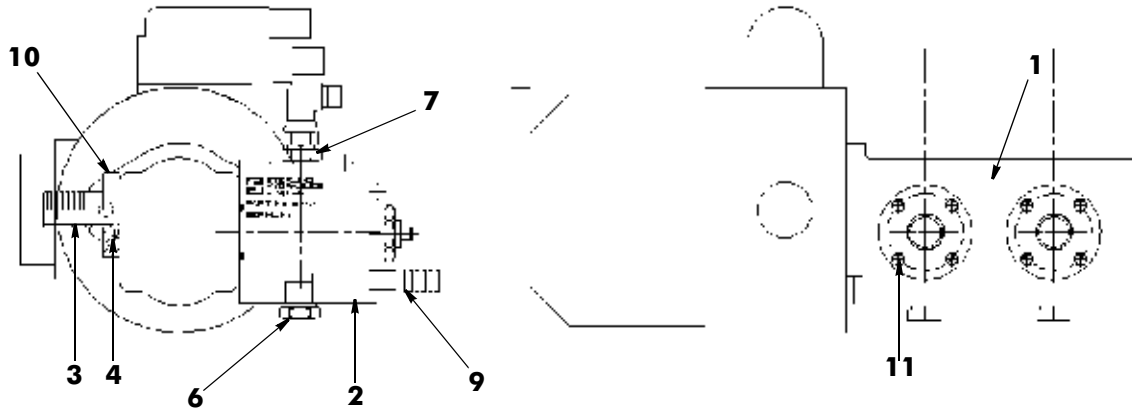
<i>Item</i>	<i>Part Number</i>	<i>Quantity</i>	<i>Description</i>
SUCTION FAN PUMP			
	023620	1	FanPump, A10V045
	011053	2	. Bolt, hex hd, M12 x 35 mm long
	011097	4	. Washer, spring, 12 mm
1	014552	1	. Seal kit, comprising:
	NA	1	. . O-Ring, 167 mm Ø
	NA	4	. . O-Ring, 15 mm Ø
	NA	3	. . O-Ring, 7.65 mm Ø
	NA	1	. . O-Ring, 9.25 mm Ø
	NA	2	. . O-Ring, 14 mm Ø
	NA	1	. . O-Ring, 31.47 mm Ø
	NA	1	. . Shaft seal (V-Ring)
	NA	1	. . Circlip
	NA	6	. . Seal (Dowty type)

Note:

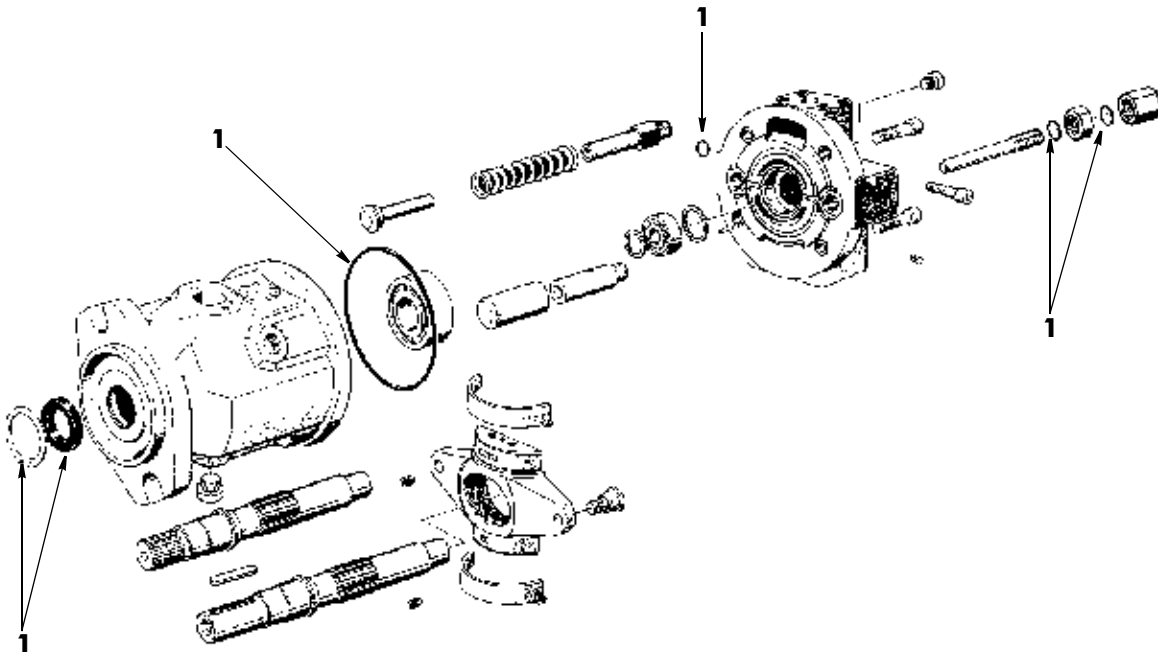
Some items in the Seal Kit are intended for use in the pump's control valve - not illustrated



When ordering replacement parts, always give the machine's Serial Number and specify Part Number, Quantity & Description



HYDRAULIC FAN PUMP ASSEMBLY



SUCTION FAN PUMP

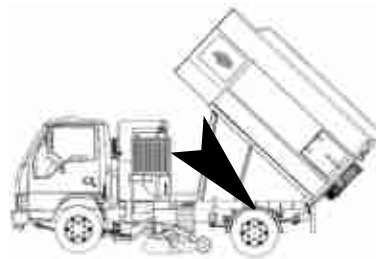
When ordering replacement parts, always give the machine's Serial Number and specify Part Number, Quantity & Description



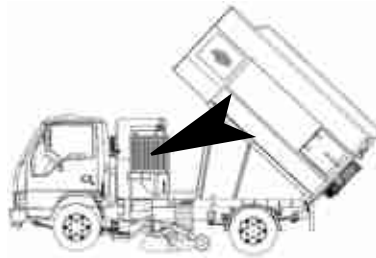
<i>Item</i>	<i>Part Number</i>	<i>Quantity</i>	<i>Description</i>
	010566	1	HYDRAULIC MOTOR OMP100, WIDE SWEEP
	010749	1	HYDRAULIC MOTOR OMP200, SIDE BRUSH
	013527	1	HYDRAULIC MOTOR OMP50, L/P WATER PUMP
	011053	2	. Bolt, hex hd, M12 x 35 mm long
	011069	2	. Bolt, hex hd, M12 x 40 mm long
	011077	2	. Nut, hex, M12, Nyloc
1	023069	1	. Seal kit (only motors with serial number prefixed by '151')
1	010762	1	. Seal kit



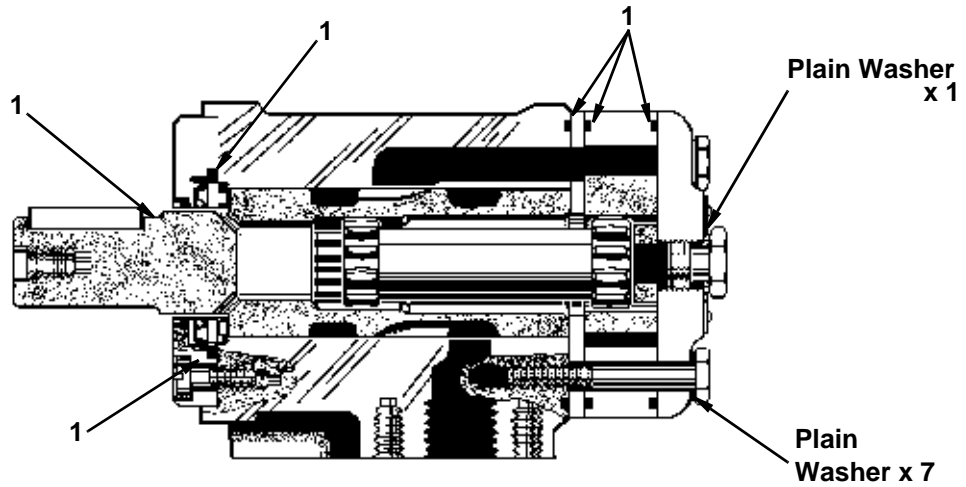
<i>Item</i>	<i>Part Number</i>	<i>Quantity</i>	<i>Description</i>
1	023196	1	HYDRAULIC MOTOR, 12 cc, 30 Litre WATER PUMP
	025469	1	. Seal Kit
	023227	1	. Seal kit
	000020	4	. Bolt, hex hd, M6 x 30 mm long
	011090	8	. Washer, plain, 6 mm
	011071	4	. Nut, hex, M6, Nyloc
	013544	1	. Seal kit



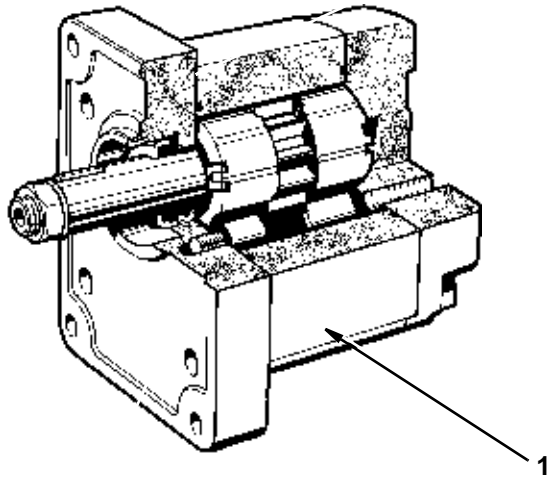
1	021315	1	HYDRAULIC MOTOR, 15 cc, COOLING FAN Upto July 2002
	023227	1	. Seal Kit
1	025107	1	HYDRAULIC MOTOR, 16 cc, COOLING FAN From July 2002
	T B D	1	. Seal Kit



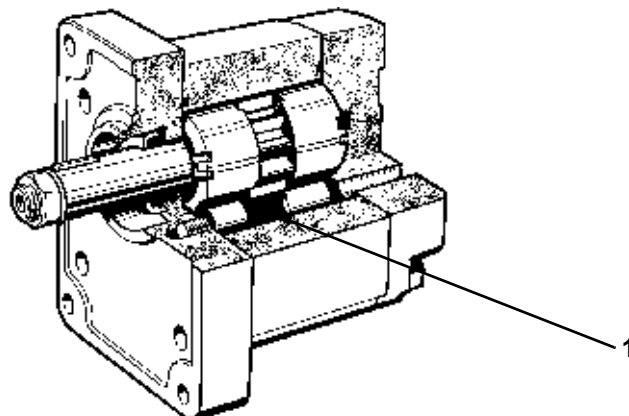
When ordering replacement parts, always give the machine's Serial Number and specify Part Number, Quantity & Description



HYDRAULIC MOTOR - WIDE SWEEP & SIDE BRUSHES



HYDRAULIC MOTOR - HP WATER PUMP



HYDRAULIC MOTOR - COOLING FAN



When ordering replacement parts, always give the machine's Serial Number and specify Part Number, Quantity & Description



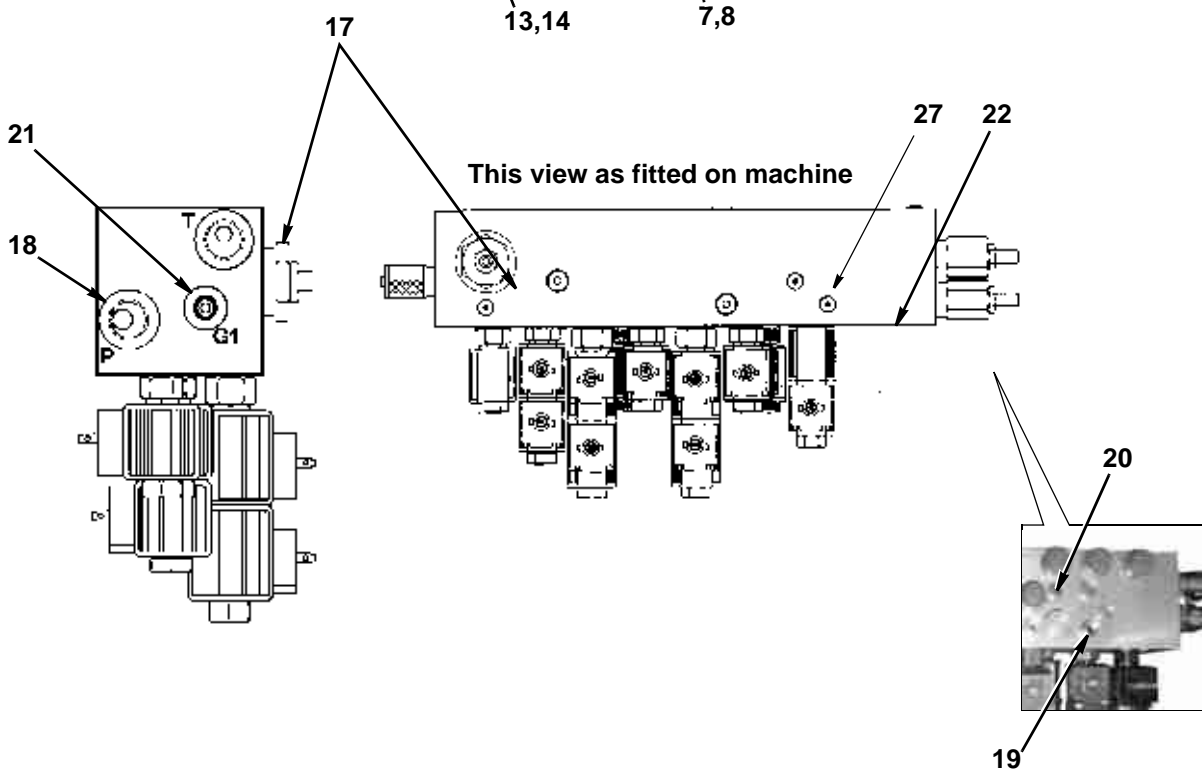

<i>Item</i>	<i>Part Number</i>	<i>Quantity</i>	<i>Description</i>
	024821	1	MAIN CONTROL VALVE BLOCK
1	014662	1	. Valve, check, D02B2-2.1N
NI	020017	1	. . Pilot piston
2	004186	1	. Valve, solenoid GSO 45100N
3	021748	2	. . Coil, CAP024D
4	021743	1	. Valve, solenoid GSO 25300N
5	020009	2	. . Coil, CCS024D
6	024818	2	. Valve, sequence, B04D3HZ1-150N
7	021744	1	. Valve, solenoid GSO 42100N
8	021748	1	. . Coil, CAP024D
9	025886	1	. Valve, solenoid GSO 24000N
10	020009	1	. . Coil, CCS024D
11	020001	2	. Valve, solenoid GSO 20600N
12	020009	1	. . Coil, CCS024D
13	014687	1	. Valve, solenoid (see alternative item below) GSO 21100N
NI	028707	1	. . O Ring
13	004188	1	. Valve, sol. (only blocks with manually detented spools) GSO 21110N
14	020009	1	. . Coil, CCS024D
15	020008	1	. Valve, solenoid GSO 26100N
16	020009	1	. . Coil, CCS024D
17	021741	1	. Valve, relief, ventable, A4B125Z1-180N443
NI	024486	1	. . Seal Kit (relief valve)
18	025887	1	. Plug, orifice, M10 x Ø3.5 mm (20 litres/min)
19	021750	1	. Plug, orifice, M8 x Ø3.0 mm (10 litres/min)
20	021751	1	. Plug, orifice, M8 x Ø2.0 mm (5 litres/min)
21	025888	1	. Plug, orifice, M10 x Ø0.8 mm
22	025889	1	. Plug, orifice, M10 x Ø1.0 mm
23	020005	1	. Valve, solenoid (see alternative item below) GSO 45300N
23	004189	1	. Valve, sol. (only blocks with manually detented spools) GSO 45320N
24	021748	2	. . . Coil, CAP024D
25	013036	1	. Coupling, pressure test point, 1/4" BSP (Upto Nov 2002)
25	002104	1	. Gauge, pressure 0 - 250 bar (From Nov 2002)
26	011172	1	. . Elbow
27	024785	1	Valve Block (Upto Nov 2002)
27	028400	1	Valve Block (From Nov 2002)
NI	028707	As Req	O Rings for Spool valves



When ordering replacement parts, always give the machine's Serial Number and specify Part Number, Quantity & Description



From Nov 2002

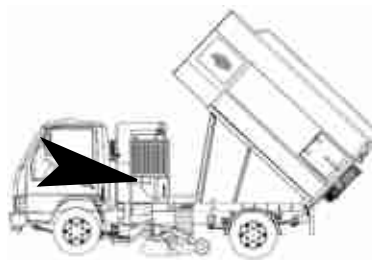


MAIN CONTROL VALVE BLOCK

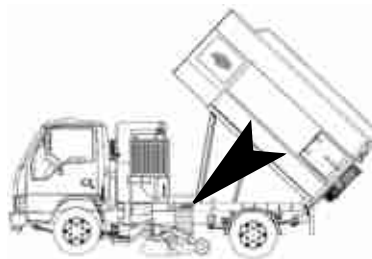
When ordering replacement parts, always give the machine's Serial Number and specify Part Number, Quantity & Description



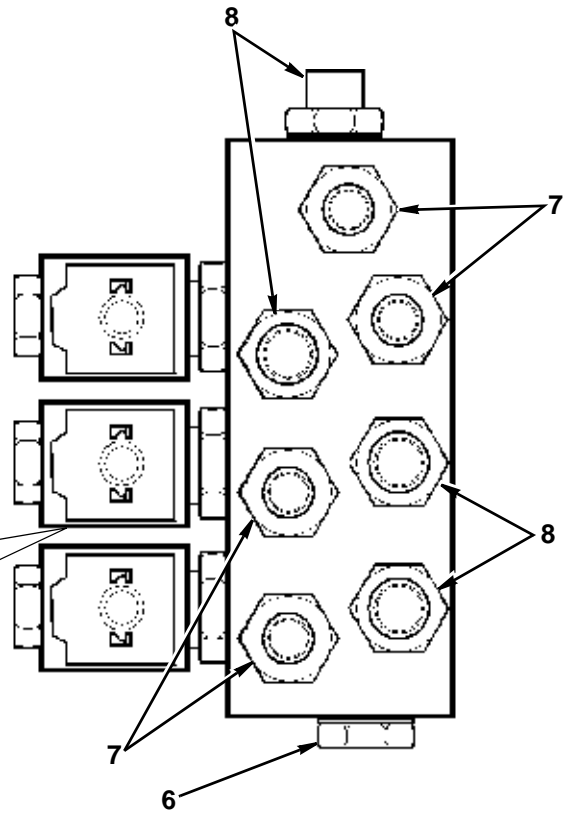

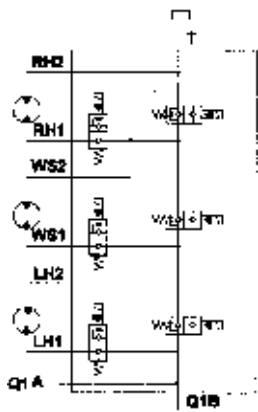
<i>Item</i>	<i>Part Number</i>	<i>Quantity</i>	<i>Description</i>
	024822	1	VALVE BLOCK ASSY - BRUSH CONTROL
1	024786	1	Valve Block (Brush Control)
2	025890	3	. . Valve, solenoid, N/C GSO 40200N
3	021754	1	. . . Coil
4	025891	3	. . Valve, solenoid, N/O GSO 41300N
5	021754	1	. . . Coil
6	011242	1	. . Plug, $\frac{3}{8}$ " BSP
7	020903	4	. . Stud, male, M12 x $\frac{3}{8}$ " BSP
NI	011153	4	. . . Seal, Dowty, $\frac{3}{8}$ " BSP
8	011159	4	. . Adaptor, straight, $\frac{3}{8}$ " BSP
NI	011153	4	. . . Seal, Dowty, $\frac{3}{8}$ " BSP



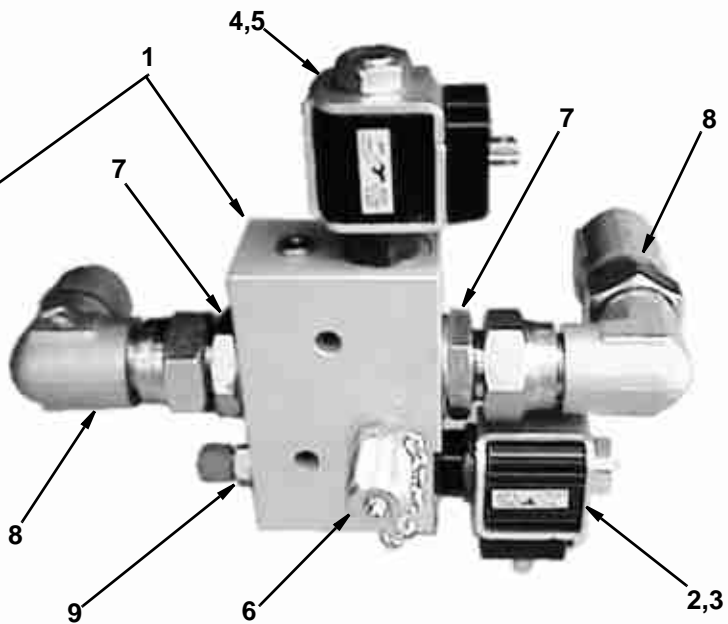
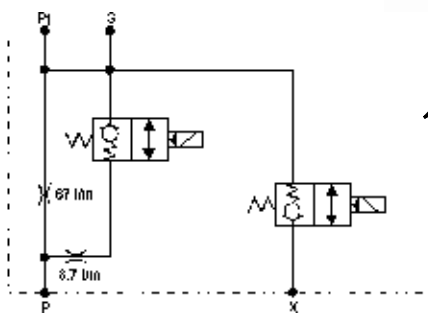
<i>Item</i>	<i>Part Number</i>	<i>Quantity</i>	<i>Description</i>
	022738	1	VALVE BLOCK ASSEMBLY - SUCTION FAN
1	022589	1	. Valve Block Assembly
2	020019	1	. . Valve spool, solenoid (fan ON / OFF) GSO 20500N
3	020009	1	. . . Coil, 24 Volt
4	020019	1	. . Valve spool, solenoid (fan boost)
5	020009	1	. . . Coil, 24 Volt
6	013036	1	. Coupling, pressure test point, $\frac{1}{4}$ " BSP
7	011161	2	. Adaptor, $\frac{3}{4}$ " BSP x $\frac{3}{4}$ " BSP
NI	011155	1	. . Seal, Dowty, $\frac{3}{4}$ "
8	011174	1	. . Elbow, swivel, $\frac{3}{4}$ " BSP, M x F
9	011158	1	. Adaptor, $\frac{1}{4}$ " BSP x $\frac{1}{4}$ " BSP



When ordering replacement parts, always give the machine's Serial Number and specify Part Number, Quantity & Description



VALVE BLOCK ASSEMBLY - BRUSH CONTROL

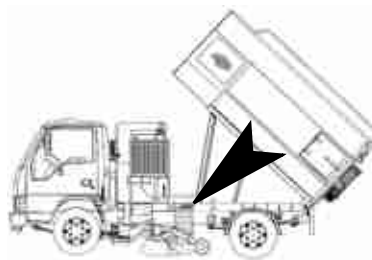


VALVE BLOCK ASSEMBLY - SUCTION FAN

When ordering replacement parts, always give the machine's Serial Number and specify Part Number, Quantity & Description




<i>Item</i>	<i>Part Number</i>	<i>Quantity</i>	<i>Description</i>
	025185	1	VALVE BLOCK ASSY - OPTIONS BLOCK
1	024786	1	Valve block
2	025890	3	. Solenoid Valve GSO40200N
3	025891	3	. Solenoid Valve GSO41300N
4	021754	6	. Coil CCP024D
5	020903	7	Stud, male 12 x $\frac{3}{8}$ " BSP
NI	011153	1	Dowty Seal $\frac{3}{8}$ " BSP
NI	011242	1	Plug $\frac{3}{8}$ " BSP
NI	011153	1	Dowty Seal $\frac{3}{8}$ " BSP
NI	011159	1	Adaptor $\frac{3}{8}$ " BSP
NI	025120	3	Valve plug cavity $\frac{7}{8}$ " -14(2R)
NI	025045	3	Plug, valve $\frac{7}{8}$ " x 14




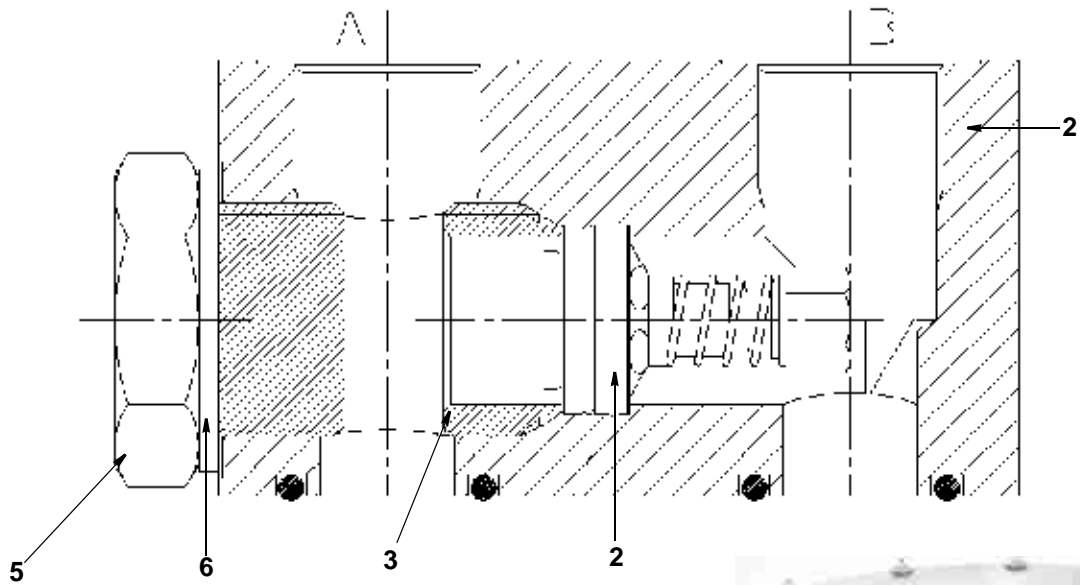
<i>Item</i>	<i>Part Number</i>	<i>Quantity</i>	<i>Description</i>
	025392	1	VALVE BLOCK ASSY - SUCTION FAN IDLE
1	024641	1	Fan motor
2	025390	1	. Valve block assembly
	011413	6	. . Cap screw, skt hd, M10 x 75 mm long
3	011151	2	. Adaptor, $\frac{3}{4}$ " BSP x $\frac{3}{4}$ " BSP
NI	011155	1	. . Seal, Dowty, $\frac{3}{4}$ "
4	013523	2	O Ring
5	011024	8	Cap Screw M10 x 70mm
6	011095	8	Spring Washer M10
7	011247	1	Seal, Dowty M18
8	011248	1	Adaptor M18 x $\frac{3}{8}$ "
9	011172	1	Swivel Elbow
10	010921	1	Hose tail $\frac{3}{8}$ "
11	010928	1	Nut, brass $\frac{3}{8}$ "
12	024791	1	Cap Washer
13	011052	1	Bolt M12 x 30mm
14	025184	1	Speed Sensor



When ordering replacement parts, always give the machine's Serial Number and specify Part Number, Quantity & Description



VALVE BLOCK ASSEMBLY - OPTIONS BLOCK



VALVE BLOCK ASSEMBLY - SUCTION FAN IDLE

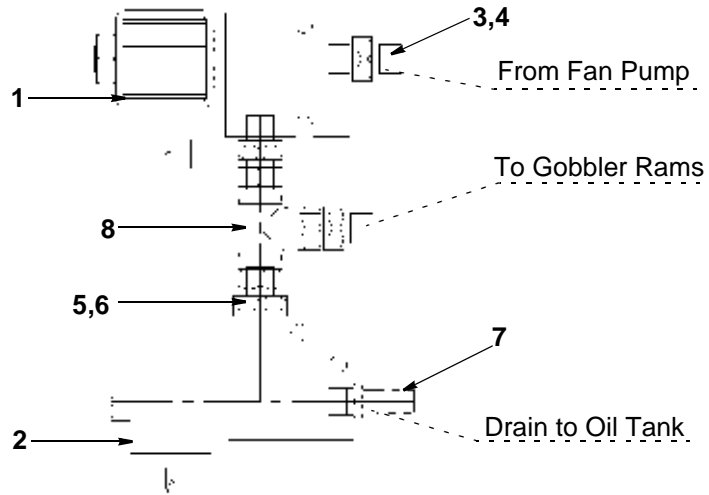
When ordering replacement parts, always give the machine's Serial Number and specify Part Number, Quantity & Description



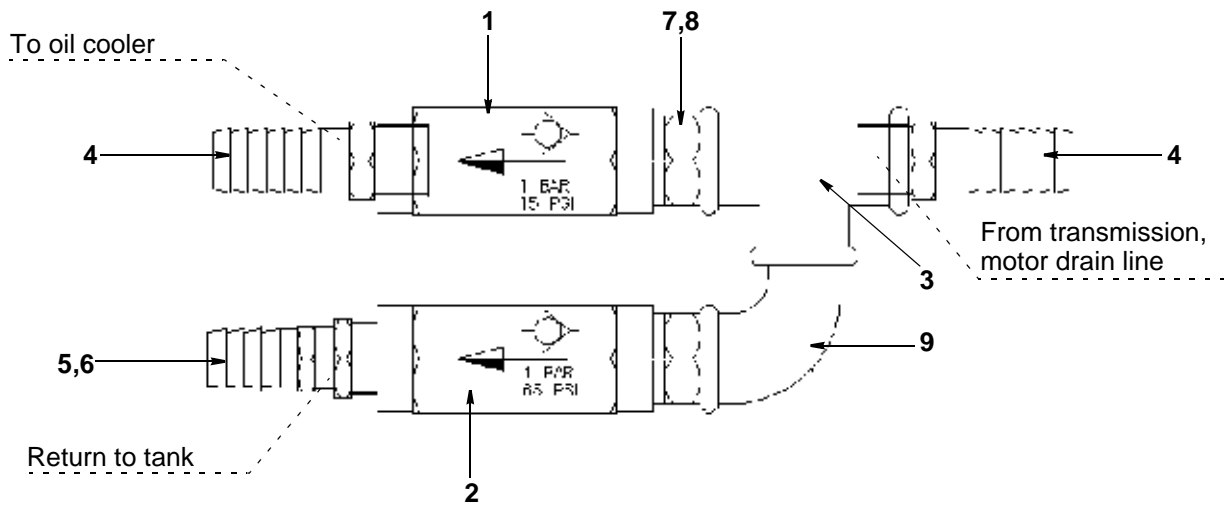
<i>Item</i>	<i>Part Number</i>	<i>Quantity</i>	<i>Description</i>
	025003		VARIABLE TILT VALVE ASSEMBLY
1	020037	1	Valve 24v N/C (GSO28100NP24D506)
2	021001	1	Valve $\frac{1}{4}$ " BSP N/C 24v S204MNH2
3	011199	2	Adapter $\frac{3}{8}$ " x $\frac{1}{4}$ " BSP
4	011153	2	Seal, dowty $\frac{3}{8}$ " BSP
5	011158	2	Adapter $\frac{1}{4}$ " BSP
6	011152	2	Seal, dowty $\frac{1}{4}$ " BSP
7	010922	1	Hose tail $\frac{1}{4}$ " x $\frac{3}{8}$ " BSP
8	002005	1	Tee nut $\frac{1}{4}$ " BSP

<i>Item</i>	<i>Part Number</i>	<i>Quantity</i>	<i>Description</i>
	025111		NON RETURN VALVE ASSEMBLY
1	025108	1	Valve, non return $\frac{1}{2}$ ", rated at 1bar
2	025109	1	Valve, non return $\frac{1}{2}$ ", rated at 4 bar
3	010899	1	Tee $\frac{1}{2}$ " BSP
4	025181	2	Hosetail $\frac{1}{2}$ " x $\frac{3}{4}$ " BSP
5	010930	1	Hosetail $\frac{3}{8}$ " x $\frac{5}{8}$ " BSP
6	010914	1	Bush $\frac{1}{2}$ " x $\frac{3}{8}$ " BSP
7	011160	2	Adapter $\frac{1}{2}$ " BSP
8	011154	2	Seal, dowty $\frac{1}{2}$ " BSP
9	010942	1	Elbow M/F $\frac{1}{2}$ " BSP

When ordering replacement parts, always give the machine's Serial Number and specify Part Number, Quantity & Description



VARIABLE TILT VALVE ASSEMBLY



NON RETURN VALVE ASSEMBLY



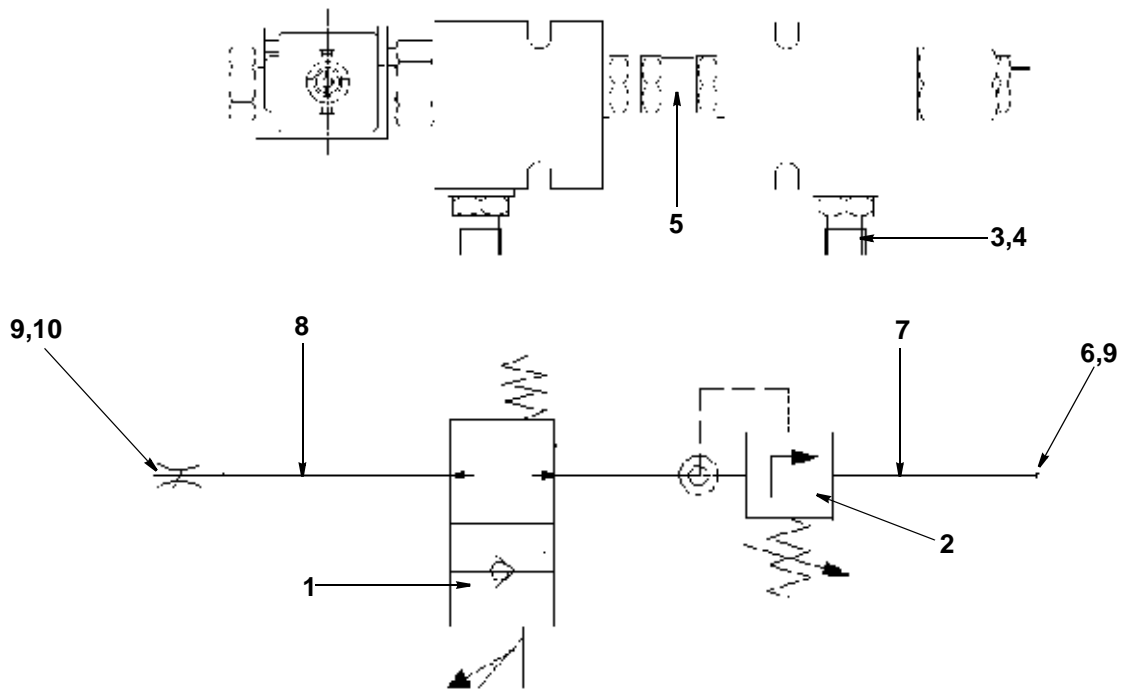
When ordering replacement parts, always give the machine's Serial Number and specify Part Number, Quantity & Description



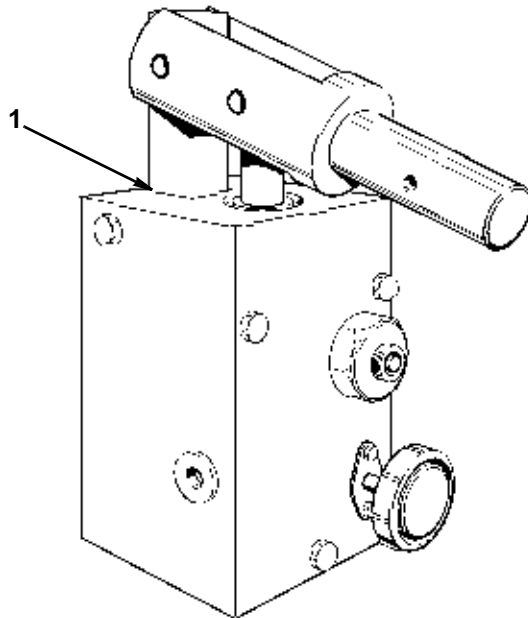
<i>Item</i>	<i>Part Number</i>	<i>Quantity</i>	<i>Description</i>
	025002		CRUISE VALVE ASSEMBLY
1	021002	1	Valve $\frac{1}{4}$ " BSP N/O 24 Volt (GSO21300)
2	013887	1	Valve $\frac{1}{4}$ " BSP Relief (8F4192)
3	011158	3	Adaptor $\frac{1}{4}$ " BSP
4	011152	4	Seal, dowty $\frac{1}{4}$ " BSP
5	002012	1	Adapter $\frac{1}{4}$ " BSP M/F Swivel
6	011264	1	Adapter $\frac{9}{16}$ " SAE x $\frac{1}{4}$ " BSP
7	011323	1	Hose $\frac{1}{4}$ " x 1020 mm
8	010991	1	Hose $\frac{1}{4}$ " x 550 mm
9	011171	2	Elbow, swivel $\frac{1}{4}$ " BSP
10	013885	1	Restrictor No 10, $\frac{9}{16}$ " UNF x $\frac{1}{4}$ "

<i>Item</i>	<i>Part Number</i>	<i>Quantity</i>	<i>Description</i>
			AUXILIARY HAND PUMP & VALVE BLOCK
1	028307	1	. Pump / valve block (From 10/02)
1	023006	1	. Pump / valve block (Upto 9/02)
	011143	3	. . Bolt, hex hd, M6 x 70 mm long
	011071	3	. . Nut, hex, M6, Nyloc
NI	030103	1	. . Handle (From 10/02)
NI	023007	1	. . Handle (Upto 9/02)
NI	025194	1	Hydraulic Pipe, hand pump feed

When ordering replacement parts, always give the machine's Serial Number and specify Part Number, Quantity & Description



CRUISE VALVE ASSEMBLY



AUXILIARY HAND-PUMP & VALVE BLOCK

When ordering replacement parts, always give the machine's Serial Number and specify Part Number, Quantity & Description





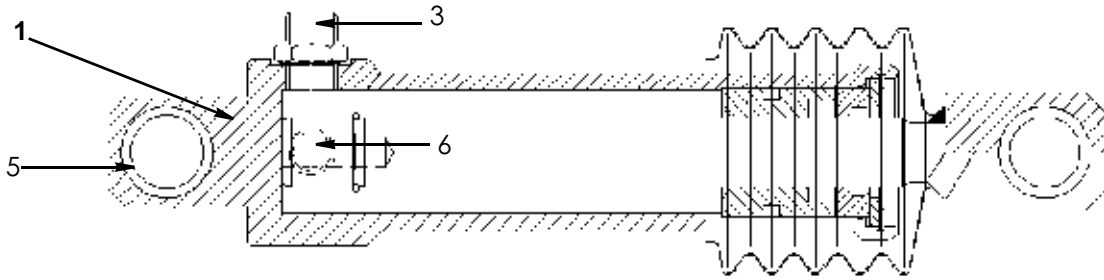
<i>Item</i>	<i>Part Number</i>	<i>Quantity</i>	<i>Description</i>
HYDRAULIC BRUSH RAM ASSEMBLIES			
1	012973	2	. NOZZLE LIFT / GOBBLER RAM
1	012973	2	. RH AND LH SIDE BRUSH LIFT RAM
1	012973	2	. RH AND LH WIDE SWEEP SLEWING RAM
2	011158	1	.. Adaptor, 3/4" BSP x 1/4" BSP
NI	011152	1	... Seal, Dowty, 1/4"
3	012539	1	.. Restrictor, No. 5 White, 1/4" BSP x 1/4" BSP
4	014473	1	.. Bellows
5	024862	1	.. Bush
6	002016	1	.. Plug
NI	011152	1	... Seal, Dowty, 1/4"
NI	011629	1	.. Seal kit, hydraulic ram

<i>Item</i>	<i>Part Number</i>	<i>Quantity</i>	<i>Description</i>
HYDRAULIC REAR DOOR RAM ASSEMBLIES			
1	022511	1	. HOPPER REAR-DOOR OPEN/CLOSE RAM
NI	022777	1	.. Seal kit, hydraulic ram
2	022350	1	. HOPPER REAR-DOOR LOCKING RAM
NI	022726	1	.. Seal kit, hydraulic ram

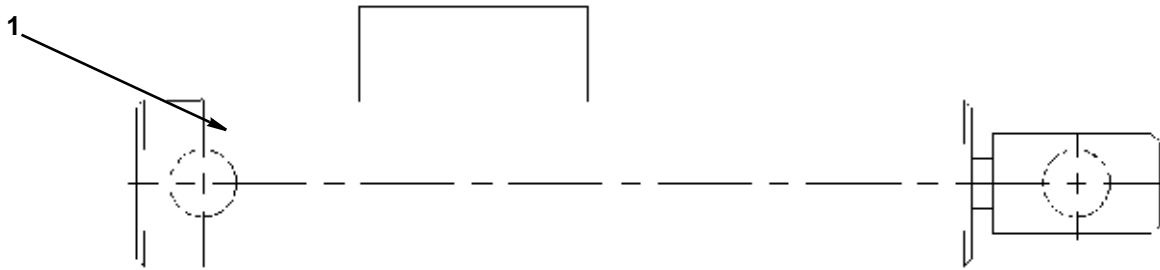
<i>Item</i>	<i>Part Number</i>	<i>Quantity</i>	<i>Description</i>
HYDRAULIC HOPPER LIFT RAM ASSEMBLIES			
1	024249	1	. HOPPER LIFT RAM, DUAL STAGE
2	027785	1	.. Seal kit, Hopper Lift Ram
3	011159	1	.. Adaptor, 3/8" BSP x 3/8" BSP
NI	011153	1	.. Seal, dowty, 3/8" BSP
4	012881	1	.. Bearing, spherical
NI	028177	1	... Sterling check valve E2B020*
NI	028178	1	... Integrated check valve ICEB30F*

* To determine which check valve is fitted to the Dual STAGE RAM please check the batch number stamped on the Ram. Rams stamped with 42013 will use 028177 Sterling Valve and any Rams stamped 42014 onwards will use 028178 Integrated valve.


When ordering replacement parts, always give the machine's Serial Number and specify Part Number, Quantity & Description



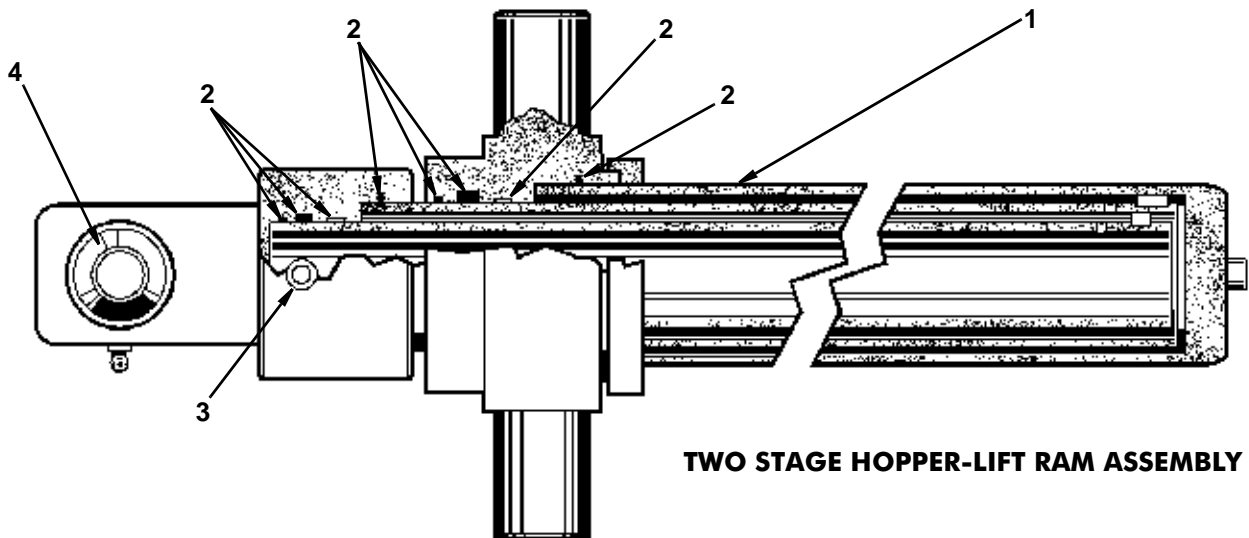
TYPICAL HYDRAULIC BRUSH RAM ASSEMBLY



HYDRAULIC RAM - REAR DOOR OPEN



HYDRAULIC RAM - REAR DOOR LOCKING




TWO STAGE HOPPER-LIFT RAM ASSEMBLY



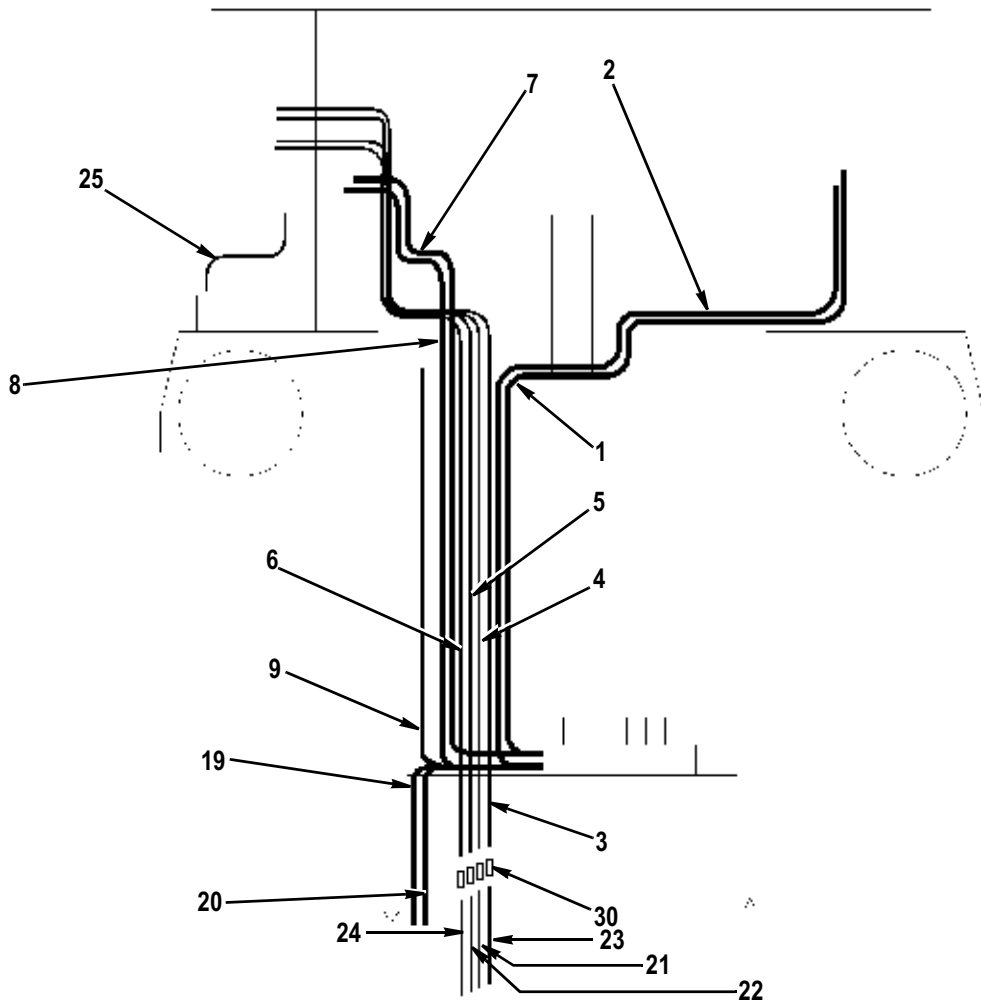
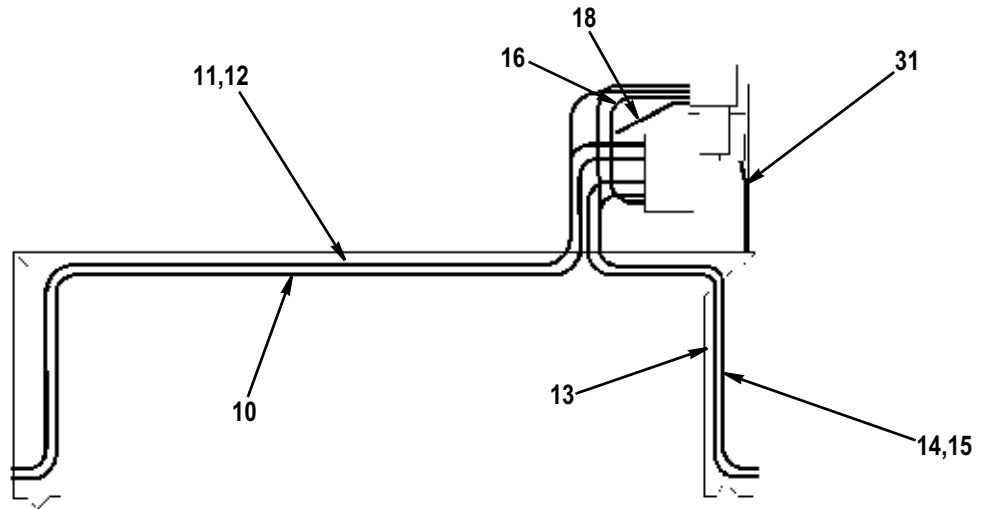
When ordering replacement parts, always give the machine's Serial Number and specify Part Number, Quantity & Description



Item	Part Number	Quantity	Description
SUB-FRAME PIPING & RELATED COMPONENTS			
1	025166	1	. Pipe, steel, hydraulic, to LP water pump
2	025167	1	. Pipe, steel, hydraulic, to LP water pump
3	025178	1	. Pipe, steel, hydraulic, door Open
4	025179	1	. Pipe, steel, hydraulic, door Lock
5	025180	1	. Pipe, steel, hydraulic, door Unlock
6	025175	1	. Pipe, steel, hydraulic, door Close
7	025170	1	. Pipe, steel, hydraulic, to air compressor
8	025171	1	. Pipe, steel, hydraulic, to air compressor
9	025169	1	. Pipe, steel, hydraulic, auxiliary valve block drain
10	025151	1	. Pipe, steel, hydraulic, RH side brush Raise
11	025150	1	. Pipe, steel, hydraulic, RH side brush Feed
12	025155	1	. Pipe, steel, hydraulic, RH side brush Lower
13	025152	1	. Pipe, steel, hydraulic, LH side brush Raise
14	025153	1	. Pipe, steel, hydraulic, LH side brush Feed
15	025154	1	. Pipe, steel, hydraulic, LH side brush Lower
16	025164	1	. Pipe, steel, hydraulic, Port 'Q' on Main Valve Block to Brush Block
17	025168	1	. Pipe, steel, hydraulic, hand pump Suction
18	025172	1	. Pipe, steel, hydraulic, feed to port 'P'
19	025187	1	. Pipe, steel, hydraulic, high pressure pump Feed
20	025188	1	. Pipe, steel, hydraulic, high pressure pump Return
NI	025189	1	. Pipe, steel, hydraulic, oil feed to Port 'C' on Main Valve Block
21	025190	1	. Pipe, steel, hydraulic, door Lock
22	025191	1	. Pipe, steel, hydraulic, door Unlock
23	025192	1	. Pipe, steel, hydraulic, door Open
24	025193	1	. Pipe, steel, hydraulic, door Close
25	025168	1	. Pipe, steel, hydraulic, hand pump Feed
26	025158	7	. Clamp, 12 mm single, hydraulic pipe
27	025159	8	. Clamp, 12 mm twin, hydraulic pipe
28	025156	7	. Clamp, 6 mm single, hydraulic pipe (1 off on each leg of subframe)
29	025157	2	. Clamp, 6 mm twin, hydraulic pipe
30	002052	4	. Union, steel pipe, 6 mm x 6 mm
31	025161	1	. Pipe, steel, hydraulic, Valve Block to Tank
32	025516	1	. Valve block assembly fan boost
33	020019	2	. . Valve, solenoid
34	020009	1	. . . Coil
35	021002	1	. Valve, solenoid, cruise control block
36	013887	1	. Valve, relief, cruise control block
37	013885	1	. Restrictor, No.10, $\frac{3}{16}$ " UNF x $\frac{1}{4}$ " BSP
38	024840	1	. Manifold, hydraulic, suction
39		1	. . Hose, suction, Tank to Manifold
40	025185	1	. Valve block assembly, H-P & L-P Water + Compressor feed
41	025890		. . Valve, solenoid
42	025891		. . Valve, solenoid
43	021754	4	. . . Coil
44	025162	1	. Valve, relief, compressed air cylinder
45	024753	1	. Sensor, compressed air cylinder
46	021521	2	. Ram, pneumatic, nozzle lift
47	023111	1	. . Bellows
48	014106	2	. . Cable, nozzle lift
NI	010709	2	. Pully, Nozzle lift, c/with bush



When ordering replacement parts, always give the machine's Serial Number and specify Part Number, Quantity & Description



When ordering replacement parts, always give the machine's Serial Number and specify Part Number, Quantity & Description



Table 1: HOSE LIST BY PART NUMBER

PART NUMBER	DESCRIPTION
001000	$\frac{5}{8}$ " BSP x 2700mm long $\frac{3}{4}$ " ends
001001	$\frac{5}{8}$ " BSP x 1300 mm long, straight x 45° elbow $\frac{3}{4}$ " BSP
001002	$\frac{1}{4}$ " BSP x 3700 mm long
001004	$\frac{5}{8}$ " x 1300 mm long $\frac{3}{4}$ " BSP ends
001005	$\frac{3}{8}$ " BSP x 2550 mm long
001006	$\frac{1}{4}$ " BSP x 200 mm long
001007	$\frac{3}{8}$ " BSP x 850 mm long
001008	$\frac{3}{8}$ " BSP x 650 mm long
001009	$\frac{3}{8}$ " BSP x 2200 mm long
001010	$\frac{3}{8}$ " BSP x 4500 mm long
001011	$\frac{5}{8}$ " BSP x 1100 mm long $\frac{3}{4}$ " BSP ends
001012	$\frac{1}{2}$ " BSP x 2900 mm long
001017	$\frac{3}{8}$ " BSP x 1000 mm long
001018	$\frac{3}{8}$ " BSP x 3010 mm long
001019	$\frac{3}{8}$ " BSP x 820 mm long
001020	$\frac{3}{8}$ " BSP x 2680 mm long
001021	$\frac{3}{8}$ " BSP x 2780 mm long
001022	$\frac{3}{8}$ " BSP x 770 mm long
001023	$\frac{3}{8}$ " BSP x 710 mm long
001024	$\frac{1}{4}$ " BSP x 770 mm long
001025	$\frac{3}{4}$ " BSP x 3250 mm long 1" BSP ends
001026	$\frac{1}{4}$ " BSP x 3790 mm long
001027	$\frac{1}{4}$ " BSP x 1270 mm long
001028	$\frac{1}{4}$ " BSP x 1900 mm long
001029	$\frac{3}{4}$ " BSP x 3900 mm long 1" BSP ends
001030	$\frac{5}{8}$ " BSP x 3600 mm long, straight x 45° elbow $\frac{3}{4}$ " BSP
001031	$\frac{1}{4}$ " BSP x 4600 mm long
001032	$\frac{3}{8}$ " BSP x 1900 mm long
001033	$\frac{1}{4}$ " BSP x 3200 mm long
001034	$\frac{3}{4}$ " BSP x 4400 mm long 1" BSP ends

When ordering replacement parts, always give the machine's Serial Number and specify Part Number, Quantity & Description

**Table 1: HOSE LIST BY PART NUMBER**

PART NUMBER	DESCRIPTION
001037	$\frac{1}{4}$ " BSP x 2650 mm long
001038	$\frac{3}{4}$ " BSP x 3600 mm long 1" BSP ends
001040	$\frac{3}{8}$ " BSP x 4500 mm long $\frac{3}{8}$ " BSP ends
001041	$\frac{3}{4}$ " BSP x 3250 mm long
001042	$\frac{3}{8}$ " BSP x 680 mm long
001043	$\frac{3}{4}$ " BSP x 3600 mm long $\frac{3}{4}$ " BSP ends
001044	$\frac{3}{8}$ " BSP x 2300 mm long
001047	$\frac{1}{4}$ " BSP x 3550 mm long
001048	$\frac{1}{4}$ " BSP x 4250 mm long
001049	$\frac{3}{4}$ " BSP x 800 mm long
001050	$\frac{3}{4}$ " BSP x 1000 mm long
001051	$\frac{3}{4}$ " BSP x 1200 mm long
001058	$\frac{1}{2}$ " BSP x 3500 mm long
001059	6 mm x 1100 mm long, straight x 90° elbow $\frac{1}{4}$ " BSP
001060	6 mm x 1020 mm long, straight x 90° elbow $\frac{1}{4}$ " BSP
001061	$\frac{1}{4}$ " BSP x 4100 mm long, straight x 90° elbow
001062	$\frac{1}{4}$ " BSP x 850 mm long
002006	$\frac{5}{8}$ " BSP x 800 mm long, straight x 45° elbow $\frac{3}{4}$ " BSP
002090	$\frac{3}{8}$ " BSP x 730 mm long, straight x 90° elbow
002091	$\frac{3}{8}$ " BSP x 700 mm long, straight x 90° elbow
002092	$\frac{3}{8}$ " BSP x 340 mm long, straight x 90° elbow
002093	$\frac{1}{4}$ " BSP x 570 mm long, straight x 90° elbow
002094	$\frac{3}{4}$ " BSP x 620 mm long, straight x 90° elbow
002095	$\frac{3}{4}$ " BSP x 760 mm long, straight x 90° elbow
010970	$\frac{1}{2}$ " BSP x 460 mm long
010971	$\frac{1}{2}$ " BSP x 560 mm long
010972	$\frac{1}{2}$ " BSP x 1397 mm long
010973	$\frac{1}{2}$ " BSP x 1473 mm long
010974	$\frac{1}{2}$ " BSP x 1575 mm long
010975	$\frac{1}{2}$ " BSP x 1780 mm long
010976	$\frac{1}{2}$ " BSP x 2057 mm long

When ordering replacement parts, always give the machine's Serial Number and specify Part Number, Quantity & Description



Table 1: HOSE LIST BY PART NUMBER

PART NUMBER	DESCRIPTION
010977	1/2" BSP x 5765 mm long
010980	1/4" BSP x 432 mm long
010981	1/4" BSP x 711 mm long
010982	1/4" BSP x 1168 mm long
010983	1/4" BSP x 1600 mm long
010984	1/4" BSP x 2972 mm long
010985	1/4" BSP x 2150 mm long
010986	1/4" BSP x 2000 mm long
010987	1/4" BSP x 1660 mm long
010988	1/4" BSP x 1473 mm long
010989	1/4" BSP x 722 mm long
010990	1/4" BSP x 600 mm long
010991	1/4" BSP x 550 mm long
010992	1/2" BSP x 711 mm long
010993	1/2" BSP x 2845 mm long
010994	1/2" BSP x 1270 mm long
010995	1/2" BSP x 1065 mm long
010996	1/2" BSP x 915 mm long
011300	3/8" BSP x 3560 mm long
011301	3/8" BSP x 3250 mm long
011302	3/8" BSP x 2972 mm long
011303	3/8" BSP x 1920 mm long
011304	3/8" BSP x 1750 mm long
011305	3/8" BSP x 1500 mm long
011306	3/8" BSP x 1400 mm long
011307	3/8" BSP x 1300 mm long
011308	3/8" BSP x 500 mm long
011309	3/8" BSP x 432 mm long
011310	3/8" BSP x 300 mm long
011311	3/8" BSP x 1100 mm long
011313	1/2" BSP x 1830 mm long

When ordering replacement parts, always give the machine's Serial Number and specify Part Number, Quantity & Description

**Table 1: HOSE LIST BY PART NUMBER**

PART NUMBER	DESCRIPTION
011314	$\frac{1}{2}$ " BSP x 1625 mm long
011315	$\frac{1}{2}$ " BSP x 3150 mm long
011316	$\frac{1}{2}$ " BSP x 4826 mm long
011317	$\frac{1}{4}$ " BSP x 295 mm long
011318	$\frac{1}{4}$ " BSP x 240 mm long
011319	$\frac{5}{8}$ " x 430 mm long $\frac{3}{4}$ " BSP ends
011320	$\frac{3}{4}$ " x 890 mm long 1" BSP ends
011322	$\frac{1}{4}$ " BSP x 420 mm long
011323	$\frac{1}{4}$ " BSP x 1020 mm long
011324	$\frac{1}{4}$ " BSP x 360 mm long
011325	$\frac{1}{4}$ " BSP x 2200 mm long
011326	$\frac{1}{4}$ " BSP x 2440 mm long
011327	$\frac{1}{4}$ " BSP x 2820 mm long
011328	$\frac{1}{4}$ " BSP x 1780 mm long
011329	$\frac{1}{4}$ " BSP x 1200 mm long
011330	$\frac{3}{8}$ " BSP x 1620 mm long
011331	$\frac{3}{8}$ " BSP x 2500 mm long
011332	$\frac{3}{8}$ " BSP x 3430 mm long
011333	$\frac{3}{8}$ " BSP x 2030 mm long
011336	$\frac{3}{8}$ " BSP x 1620 mm long
011337	$\frac{1}{4}$ " BSP x 1100 mm long
011338	$\frac{1}{4}$ " BSP x 3060 mm long
011339	$\frac{1}{4}$ " BSP x 3130 mm long
011340	$\frac{1}{4}$ " BSP x 3000 mm long
011341	$\frac{3}{8}$ " BSP x 1840 mm long
011342	$\frac{3}{8}$ " BSP x 2540 mm long
011343	$\frac{3}{8}$ " BSP x 4000 mm long
011344	$\frac{3}{8}$ " BSP x 2100 mm long
011731	$\frac{5}{8}$ " x 4343 mm long, straight x 45° elbow $\frac{3}{4}$ " BSP ends
011732	1" BSP x 3900 mm long, straight x 45° elbow
011733	$\frac{5}{8}$ " x 508 mm long $\frac{3}{4}$ " BSP ends

When ordering replacement parts, always give the machine's Serial Number and specify Part Number, Quantity & Description



Table 1: HOSE LIST BY PART NUMBER

PART NUMBER	DESCRIPTION
012586	$\frac{3}{4}$ " x 3500 mm long 1" BSP ends
013005	$\frac{5}{8}$ " x 680 mm long $\frac{3}{4}$ " BSP ends
013027	$\frac{3}{4}$ " x 950 mm long 1" BSP ends
013037	$\frac{3}{4}$ " BSP x 2650 mm long 1" BSP ends
013095	$\frac{5}{8}$ " x 2770 mm long $\frac{3}{4}$ " BSP ends
013096	$\frac{5}{8}$ " x 3500 mm long $\frac{3}{4}$ " BSP ends
013097	$\frac{3}{4}$ " x 1900 mm long 1" BSP ends
013098	$\frac{3}{4}$ " x 205 mm long 1" BSP ends
013131	$\frac{3}{4}$ " x 2460 mm long 1" BSP ends
013183	$\frac{5}{8}$ " x 2910 mm long $\frac{3}{4}$ " BSP ends
013184	$\frac{5}{8}$ " x 3400 mm long, str't x 45° elbow $\frac{3}{4}$ " BSP ends
013219	$\frac{3}{4}$ " x 790 mm long 1" BSP ends
014097	$\frac{3}{4}$ " x 2800 mm long 1" BSP ends
014098	$\frac{5}{8}$ " x 2800 mm long $\frac{3}{4}$ " BSP ends
014099	$\frac{3}{4}$ " x 2700 mm long 1" BSP ends
014101	$\frac{5}{8}$ " x 2900 mm long $\frac{3}{4}$ " BSP ends
014157	$\frac{5}{8}$ " x 2230 mm long $\frac{3}{4}$ " BSP ends
014158	$\frac{5}{8}$ " x 2540 mm long $\frac{3}{4}$ " BSP ends
014159	$\frac{5}{8}$ " x 1450 mm long $\frac{3}{4}$ " BSP ends
022700	$\frac{3}{4}$ " SAE BSP x 1000 mm long
022722	$\frac{3}{4}$ " SAE BSP x 600 mm long
022731	$\frac{3}{4}$ " BSP x 550 mm long
022762	51 mm bore, cuffed ends (Unidrive oil tank - manifold)
023640	$\frac{5}{8}$ " BSP x 660 mm long, straight x 90°
023641	$\frac{5}{8}$ " BSP x 2900 mm long, straight x 90°
023642	$\frac{5}{8}$ " BSP x 3300 mm long, straight x 90°
023643	$\frac{5}{8}$ " BSP x 3100 mm long
023644	$\frac{5}{8}$ " x 730 mm long, $\frac{3}{4}$ " BSP x $\frac{1}{2}$ " BSP x 90° elbows
023645	$\frac{5}{8}$ " BSP x 1250 mm long, straight x 90°
023646	$\frac{5}{8}$ " BSP x 1400 mm long, straight x 90°
023647	$\frac{3}{4}$ " BSP x 730 mm long, straight x 90°

When ordering replacement parts, always give the machine's Serial Number and specify Part Number, Quantity & Description

**Table 1: HOSE LIST BY PART NUMBER**

PART NUMBER	DESCRIPTION
023648	$\frac{3}{4}$ " BSP x 2900 mm long, straight x 90°
023649	$\frac{3}{4}$ " BSP x 600 mm long, straight x 90°
023651	$\frac{3}{4}$ " BSP x 2000 mm long
023652	$\frac{5}{8}$ " x 800 mm long, straight x 90° $\frac{3}{4}$ " BSP ends
023653	$\frac{5}{8}$ " x 1600 mm long, straight x 90° $\frac{3}{4}$ " BSP ends
023654	$\frac{5}{8}$ " x 1400 mm long, straight x 90° $\frac{3}{4}$ " ends
023741	$\frac{1}{4}$ " BSP x 500 mm long, $\frac{1}{4}$ " BSP str x 8 mm stpipe
025555	$\frac{3}{4}$ " BSP x 600 mm long
025556	$\frac{3}{4}$ " BSP x 1650 mm long

When ordering replacement parts, always give the machine's Serial Number and specify Part Number, Quantity & Description



Table 2: HOSE LIST BY DESCRIPTION

PART NUMBER	DESCRIPTION
011323	1/4" BSP x 1020 mm long
011337	1/4" BSP x 1100 mm long
010982	1/4" BSP x 1168 mm long
011329	1/4" BSP x 1200 mm long
001027	1/4" BSP x 1270 mm long
010988	1/4" BSP x 1473 mm long
010983	1/4" BSP x 1600 mm long
010987	1/4" BSP x 1660 mm long
011328	1/4" BSP x 1780 mm long
001028	1/4" BSP x 1900 mm long
001006	1/4" BSP x 200 mm long
010986	1/4" BSP x 2000 mm long
010985	1/4" BSP x 2150 mm long
011325	1/4" BSP x 2200 mm long
011318	1/4" BSP x 240 mm long
011326	1/4" BSP x 2440 mm long
001037	1/4" BSP x 2650 mm long
011327	1/4" BSP x 2820 mm long
011317	1/4" BSP x 295 mm long
010984	1/4" BSP x 2972 mm long
011340	1/4" BSP x 3000 mm long
011338	1/4" BSP x 3060 mm long
011339	1/4" BSP x 3130 mm long
001033	1/4" BSP x 3200 mm long
001047	1/4" BSP x 3550 mm long
011324	1/4" BSP x 360 mm long
001002	1/4" BSP x 3700 mm long
001026	1/4" BSP x 3790 mm long
001061	1/4" BSP x 4100 mm long, straight x 90° elbow
011322	1/4" BSP x 420 mm long

When ordering replacement parts, always give the machine's Serial Number and specify Part Number, Quantity & Description

**Table 2: HOSE LIST BY DESCRIPTION**

PART NUMBER	DESCRIPTION
001048	$\frac{1}{4}$ " BSP x 4250 mm long
010980	$\frac{1}{4}$ " BSP x 432 mm long
001031	$\frac{1}{4}$ " BSP x 4600 mm long
023741	$\frac{1}{4}$ " BSP x 500 mm long, $\frac{1}{4}$ " BSP str x 8 mm stpipe
010991	$\frac{1}{4}$ " BSP x 550 mm long
002093	$\frac{1}{4}$ " BSP x 570 mm long, straight x 90° elbow
010990	$\frac{1}{4}$ " BSP x 600 mm long
010981	$\frac{1}{4}$ " BSP x 711 mm long
010989	$\frac{1}{4}$ " BSP x 722 mm long
001024	$\frac{1}{4}$ " BSP x 770 mm long
001062	$\frac{1}{4}$ " BSP x 850 mm long
002092	$\frac{3}{8}$ " BSP x 340 mm long, straight x 90° elbow
002091	$\frac{3}{8}$ " BSP x 700 mm long, straight x 90° elbow
002090	$\frac{3}{8}$ " BSP x 730 mm long, straight x 90° elbow
001017	$\frac{3}{8}$ " BSP x 1000 mm long
011311	$\frac{3}{8}$ " BSP x 1100 mm long
011307	$\frac{3}{8}$ " BSP x 1300 mm long
011306	$\frac{3}{8}$ " BSP x 1400 mm long
011305	$\frac{3}{8}$ " BSP x 1500 mm long
011330	$\frac{3}{8}$ " BSP x 1620 mm long
011336	$\frac{3}{8}$ " BSP x 1620 mm long
011304	$\frac{3}{8}$ " BSP x 1750 mm long
011341	$\frac{3}{8}$ " BSP x 1840 mm long
001032	$\frac{3}{8}$ " BSP x 1900 mm long
011303	$\frac{3}{8}$ " BSP x 1920 mm long
011333	$\frac{3}{8}$ " BSP x 2030 mm long
011344	$\frac{3}{8}$ " BSP x 2100 mm long
001009	$\frac{3}{8}$ " BSP x 2200 mm long
001044	$\frac{3}{8}$ " BSP x 2300 mm long
011331	$\frac{3}{8}$ " BSP x 2500 mm long
011342	$\frac{3}{8}$ " BSP x 2540 mm long

When ordering replacement parts, always give the machine's Serial Number and specify Part Number, Quantity & Description



Table 2: HOSE LIST BY DESCRIPTION

PART NUMBER	DESCRIPTION
001005	$\frac{3}{8}$ " BSP x 2550 mm long
001020	$\frac{3}{8}$ " BSP x 2680 mm long
001021	$\frac{3}{8}$ " BSP x 2780 mm long
011302	$\frac{3}{8}$ " BSP x 2972 mm long
011310	$\frac{3}{8}$ " BSP x 300 mm long
001018	$\frac{3}{8}$ " BSP x 3010 mm long
011301	$\frac{3}{8}$ " BSP x 3250 mm long
011332	$\frac{3}{8}$ " BSP x 3430 mm long
011300	$\frac{3}{8}$ " BSP x 3560 mm long
011343	$\frac{3}{8}$ " BSP x 4000 mm long
011309	$\frac{3}{8}$ " BSP x 432 mm long
001010	$\frac{3}{8}$ " BSP x 4500 mm long
001040	$\frac{3}{8}$ " BSP x 4500 mm long $\frac{3}{8}$ " BSP ends
011308	$\frac{3}{8}$ " BSP x 500 mm long
001008	$\frac{3}{8}$ " BSP x 650 mm long
001042	$\frac{3}{8}$ " BSP x 680 mm long
001023	$\frac{3}{8}$ " BSP x 710 mm long
001022	$\frac{3}{8}$ " BSP x 770 mm long
001019	$\frac{3}{8}$ " BSP x 820 mm long
001007	$\frac{3}{8}$ " BSP x 850 mm long
010995	$\frac{1}{2}$ " BSP x 1065 mm long
010994	$\frac{1}{2}$ " BSP x 1270 mm long
010972	$\frac{1}{2}$ " BSP x 1397 mm long
010973	$\frac{1}{2}$ " BSP x 1473 mm long
010974	$\frac{1}{2}$ " BSP x 1575 mm long
011314	$\frac{1}{2}$ " BSP x 1625 mm long
010975	$\frac{1}{2}$ " BSP x 1780 mm long
011313	$\frac{1}{2}$ " BSP x 1830 mm long
010976	$\frac{1}{2}$ " BSP x 2057 mm long
010993	$\frac{1}{2}$ " BSP x 2845 mm long
001012	$\frac{1}{2}$ " BSP x 2900 mm long

When ordering replacement parts, always give the machine's Serial Number and specify Part Number, Quantity & Description

**Table 2: HOSE LIST BY DESCRIPTION**

PART NUMBER	DESCRIPTION
011315	$\frac{1}{2}$ " BSP x 3150 mm long
001058	$\frac{1}{2}$ " BSP x 3500 mm long
010970	$\frac{1}{2}$ " BSP x 460 mm long
011316	$\frac{1}{2}$ " BSP x 4826 mm long
010971	$\frac{1}{2}$ " BSP x 560 mm long
010977	$\frac{1}{2}$ " BSP x 5765 mm long
010992	$\frac{1}{2}$ " BSP x 711 mm long
010996	$\frac{1}{2}$ " BSP x 915 mm long
013184	$\frac{5}{8}$ " x 3400 mm long, str't x 45° elbow $\frac{3}{4}$ " BSP ends
001004	$\frac{5}{8}$ " x 1300 mm long $\frac{3}{4}$ " BSP ends
001011	$\frac{5}{8}$ " BSP x 1100 mm long $\frac{3}{4}$ " BSP ends
023645	$\frac{5}{8}$ " BSP x 1250 mm long, straight x 90°
001001	$\frac{5}{8}$ " BSP x 1300 mm long, straight x 45° elbow $\frac{3}{4}$ " BSP
023646	$\frac{5}{8}$ " BSP x 1400 mm long, straight x 90°
001000	$\frac{5}{8}$ " BSP x 2700mm long $\frac{3}{4}$ " ends
023641	$\frac{5}{8}$ " BSP x 2900 mm long, straight x 90°
023643	$\frac{5}{8}$ " BSP x 3100 mm long E/E
023642	$\frac{5}{8}$ " BSP x 3300 mm long, straight x 90°
001030	$\frac{5}{8}$ " BSP x 3600 mm long, straight x 45° elbow $\frac{3}{4}$ " BSP
023640	$\frac{5}{8}$ " BSP x 660 mm long, straight x 90°
002006	$\frac{5}{8}$ " BSP x 800 mm long, straight x 45° elbow $\frac{3}{4}$ " BSP
023654	$\frac{5}{8}$ " x 1400 mm long, straight x 90° $\frac{3}{4}$ " ends
014159	$\frac{5}{8}$ " x 1450 mm long $\frac{3}{4}$ " BSP ends
023653	$\frac{5}{8}$ " x 1600 mm long, straight x 90° $\frac{3}{4}$ " BSP ends
014157	$\frac{5}{8}$ " x 2230 mm long $\frac{3}{4}$ " BSP ends
014158	$\frac{5}{8}$ " x 2540 mm long $\frac{3}{4}$ " BSP ends
013095	$\frac{5}{8}$ " x 2770 mm long $\frac{3}{4}$ " BSP ends
014098	$\frac{5}{8}$ " x 2800 mm long $\frac{3}{4}$ " BSP ends
014101	$\frac{5}{8}$ " x 2900 mm long $\frac{3}{4}$ " BSP ends
013183	$\frac{5}{8}$ " x 2910 mm long $\frac{3}{4}$ " BSP ends
013096	$\frac{5}{8}$ " x 3500 mm long $\frac{3}{4}$ " BSP ends

When ordering replacement parts, always give the machine's Serial Number and specify Part Number, Quantity & Description



Table 2: HOSE LIST BY DESCRIPTION

PART NUMBER	DESCRIPTION
011319	$\frac{5}{8}$ " x 430 mm long $\frac{3}{4}$ " BSP ends
011731	$\frac{5}{8}$ " x 4343 mm long, straight x 45° elbow $\frac{3}{4}$ " BSP ends
011733	$\frac{5}{8}$ " x 508 mm long $\frac{3}{4}$ " BSP ends
013005	$\frac{5}{8}$ " x 680 mm long $\frac{3}{4}$ " BSP ends
023644	$\frac{5}{8}$ " x 730 mm long, $\frac{3}{4}$ " BSP x $\frac{1}{2}$ " BSP x 90° elbows
023652	$\frac{5}{8}$ " x 800 mm long, straight x 90° $\frac{3}{4}$ " BSP ends
001049	$\frac{3}{4}$ " BSP x 800 mm long
001050	$\frac{3}{4}$ " BSP x 1000 mm long
001051	$\frac{3}{4}$ " BSP x 1200 mm long
025556	$\frac{3}{4}$ " BSP x 1650 mm long
023651	$\frac{3}{4}$ " BSP x 2000 mm long
013037	$\frac{3}{4}$ " BSP x 2650 mm long 1" BSP ends
023648	$\frac{3}{4}$ " BSP x 2900 mm long, straight x 90°
001041	$\frac{3}{4}$ " BSP x 3250 mm long
001025	$\frac{3}{4}$ " BSP x 3250 mm long 1" BSP ends
001043	$\frac{3}{4}$ " BSP x 3600 mm long $\frac{3}{4}$ " BSP ends
001038	$\frac{3}{4}$ " BSP x 3600 mm long 1" BSP ends
001029	$\frac{3}{4}$ " BSP x 3900 mm long 1" BSP ends
001034	$\frac{3}{4}$ " BSP x 4400 mm long 1" BSP ends
022731	$\frac{3}{4}$ " BSP x 550 mm long
025555	$\frac{3}{4}$ " BSP x 600 mm long
023649	$\frac{3}{4}$ " BSP x 600 mm long, straight x 90°
002094	$\frac{3}{4}$ " BSP x 620 mm long, straight x 90° elbow
023647	$\frac{3}{4}$ " BSP x 730 mm long, straight x 90°
002095	$\frac{3}{4}$ " BSP x 760 mm long, straight x 90° elbow
022700	$\frac{3}{4}$ " SAE BSP x 1000 mm long
022722	$\frac{3}{4}$ " SAE BSP x 600 mm long
013097	$\frac{3}{4}$ " x 1900 mm long 1" BSP ends
013098	$\frac{3}{4}$ " x 205 mm long 1" BSP ends
013131	$\frac{3}{4}$ " x 2460 mm long 1" BSP ends
014099	$\frac{3}{4}$ " x 2700 mm long 1" BSP ends

When ordering replacement parts, always give the machine's Serial Number and specify Part Number, Quantity & Description

**Table 2: HOSE LIST BY DESCRIPTION**

PART NUMBER	DESCRIPTION
014097	$\frac{3}{4}$ " x 2800 mm long 1" BSP ends
012586	$\frac{3}{4}$ " x 3500 mm long 1" BSP ends
013219	$\frac{3}{4}$ " x 790 mm long 1" BSP ends
011320	$\frac{3}{4}$ " x 890 mm long 1" BSP ends
013027	$\frac{3}{4}$ " x 950 mm long 1" BSP ends
011732	1" BSP x 3900 mm long, straight x 45° elbow
022762	51 mm bore, cuffed ends (Unidrive oil tank - manifold)
001060	6 mm x 1020 mm long, straight x 90° elbow $\frac{1}{4}$ " BSP
001059	6 mm x 1100 mm long, straight x 90° elbow $\frac{1}{4}$ " BSP

When ordering replacement parts, always give the machine's Serial Number and specify Part Number, Quantity & Description



THIS PAGE LEFT INTENTIONALLY BLANK

When ordering replacement parts, always give the machine's Serial Number and specify Part Number, Quantity & Description

SECTION G PNEUMATIC EQUIPMENT

Table of Contents

Assembly/Description

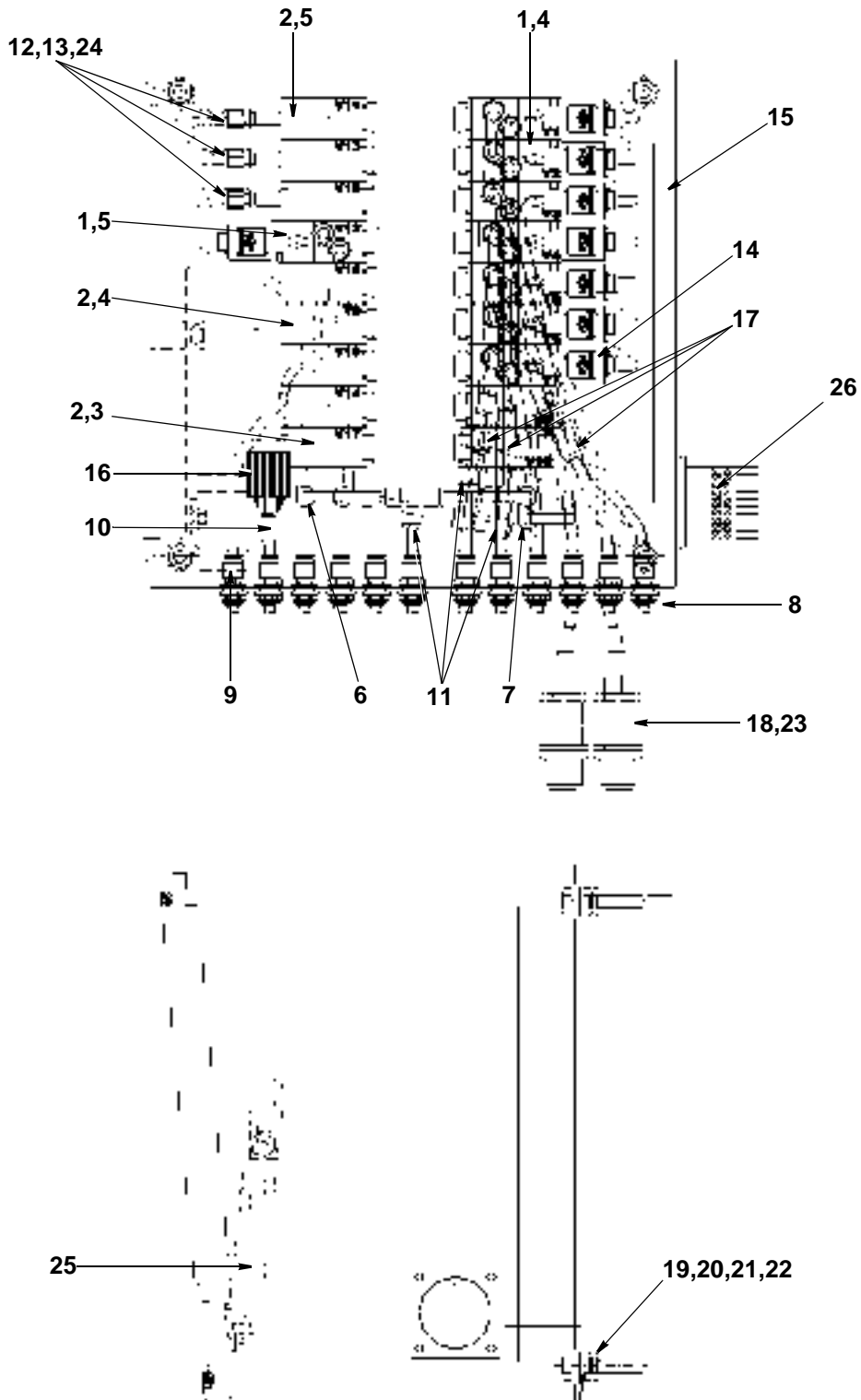
REXROTH PNEUMATIC ARRANGEMENT	
Rexroth Control Box Assembly	1
REXROTH CIRCUIT SCHEMATICS	
Rexroth Port Ident & Valve Reference	3
Rexroth Circuit Arrangement	5
Rexroth Terminal Wiring Diagram	6
PNEUMATIC FILTER	
Filter/Lubricator	7
NORGREN PNEUMATIC ARRANGEMENT	
Norgren 9 Way Sub Base, Dual Sweep from 9/00	9
Norgren 9 Way Sub Base, Single Sweep	9
Norgren 4 Way Sub base, Auto Blanking - Dual Sweep	9
PNEUMATIC AIR RAM ARRANGEMENT	
Side Brush Air Ram assy	11
Nozzle Lift Air Ram assy	11



<i>Item</i>	<i>Part Number</i>	<i>Quantity</i>	<i>Description</i>
	026062/028821		Rexroth Pneumatics Control Box
1	026063	8	Single Solenoid 4/2 840 Valve 24 Volt
2	026065	10	Dummy Flange
3	026066	2	840 Inlet Base
4	026067	11	840 Through Base
5	026068	5	840 End Base
6	026070	3	Elbow 6 mm x 1"
7	026071	1	Double Elbow 6 mm x 1"
8	026072	1	Breather, Exhaust $\frac{1}{8}$ "
9	026074	37	Bulkhead 6 mm
10	026075	6	Reducer, Straight, 6 mm - 4 mm
11	026076	3	Equal Tee 6 mm
12	026077	3	Adapter, Straight M5 - 6 mm
13	026078	3	Stem Elbow 6 mm
14	026079	21	Electrical Connector
15	026080	1	Enclosure 300 x 300 x 210
16	026081	2	Crouzet or Gate
17	026082	3	Y-Connector 6 mm
18	026083	2	Safety Valve $\frac{1}{8}$ " BSP, Set to 10 bar
19	T B D	4	Screw, Hex M8 x 40 mm long
20	T B D	4	Half Nut, M8
21	T B D	4	Washer, 8 mm
22	T B D	4	Washer, Rubber M8
23	026084	2	Adapter, Straight, $\frac{1}{8}$ " x 6 mm, female
24	T B D	3	Extension Piece, M5
25	T B D	1	Door Stay
NI	027841	1	Lever Mechanism
26	T B D	1	Neptune Connector
NI	T B D	3	Extension Piece, M5
NI	T B D	1	Template Laminated
NI	026073	3	Release Tool, Actuator
NI	T B D	4	Diode, 1 Amp
NI	T B D	1	Half Nut $\frac{1}{8}$ " BSP
NI	026191	1	Mounting plate, for Rexroth Control Box

NOTE: For items that do not have a current Scarab part number please contact our Parts Department using the contact information given on the title page of this document.

When ordering replacement parts, always give the machine's Serial Number and specify Part Number, Quantity & Description



Rexroth Pneumatic Control Box

When ordering replacement parts, always give the machine's Serial Number and specify Part Number, Quantity & Description



REXROTH PNEUMATIC PORT IDENT & VALVE REFERENCE

TUBE BULKHEAD	VALVE REF	VALVE PORT REF	PIN REF	PIN STATUS	SCARAB DESCRIPTION	DEVICE POSITION	CYLINDER POSITION
1	V12	4	L	24V DC	Wide sweep drop & supply to reg. P3	DROP	EXTEND
2	V12	2	L	0V	Wide sweep lift (If supply from P1)	LIFT	RETRACT
2	V13-A V13-B	2	N M	0V 24V DC	Wide sweep lift (If supply from P3)	LIFT	RETRACT
3	V13-A V13-B	4	N M	24V DC 0V	Wide sweep pressure down	PRESSURE DOWN	EXTEND
4	V13	1	N/A	N/A	Wide sweep feedback from reg. P3	N/A	N/A
5	V11	4	K	24V DC	Side brush down pressure	DOWN	EXTEND
6	V11	2	K	0V	Side brush up pressure	UP	RETRACT
7	V15	4	R	24V DC	Front brush drop & supply to reg. P4	DROP	EXTEND
8	V15	2	R	0V	Front brush lift (If supply from P1)	LIFT	RETRACT
8	V16-A V16-B	2	T S	0V 24V DC	Front brush lift (If supply from reg. P4)	LIFT	RETRACT
9	V16-A V16-B	4	T S	24V DC 0V	Front brush pressure down (If supply from reg. P4)	PRESSURE DOWN	EXTEND
10	V16	1	N/A	N/A	Front brush feedback from reg. P4	N/A	N/A
11	V11	1	N/A	N/A	Side brush pressure feedback from reg. P2	N/A	N/A
12	Mains Out				Mains pressure outlet to reg. P2	N/A	N/A
13	V9-A V9-B	4	V W	24V DC 0V	Gear change hydrostatic	HYDRO-STATIC	EXTEND
14	V9-A V9-B	2	V W	0V 24V DC	Gear change manual	MANUAL	RETRACT
15	V10	4	J	24V DC	Front spray bar down	DOWN	EXTEND
16	V10	2	J	0V	Front spray bar up	UP	RETRACT
17	V14	4	P	24V DC	Front brush out	OUT	EXTEND
18	V14	2	P	0V	Front brush in (FCV in cylinder)	IN	RETRACT
19	V1	4	A	24V DC	Left-hand side brush out (10 bar relief)	OUT	RETRACT
20	V1	2	A	0V	Left-hand side brush in	IN	EXTEND
21	V2	4	B	24V DC	Left-hand nozzle lower	LOWER	EXTEND

When ordering replacement parts, always give the machine's Serial Number and specify Part Number, Quantity & Description



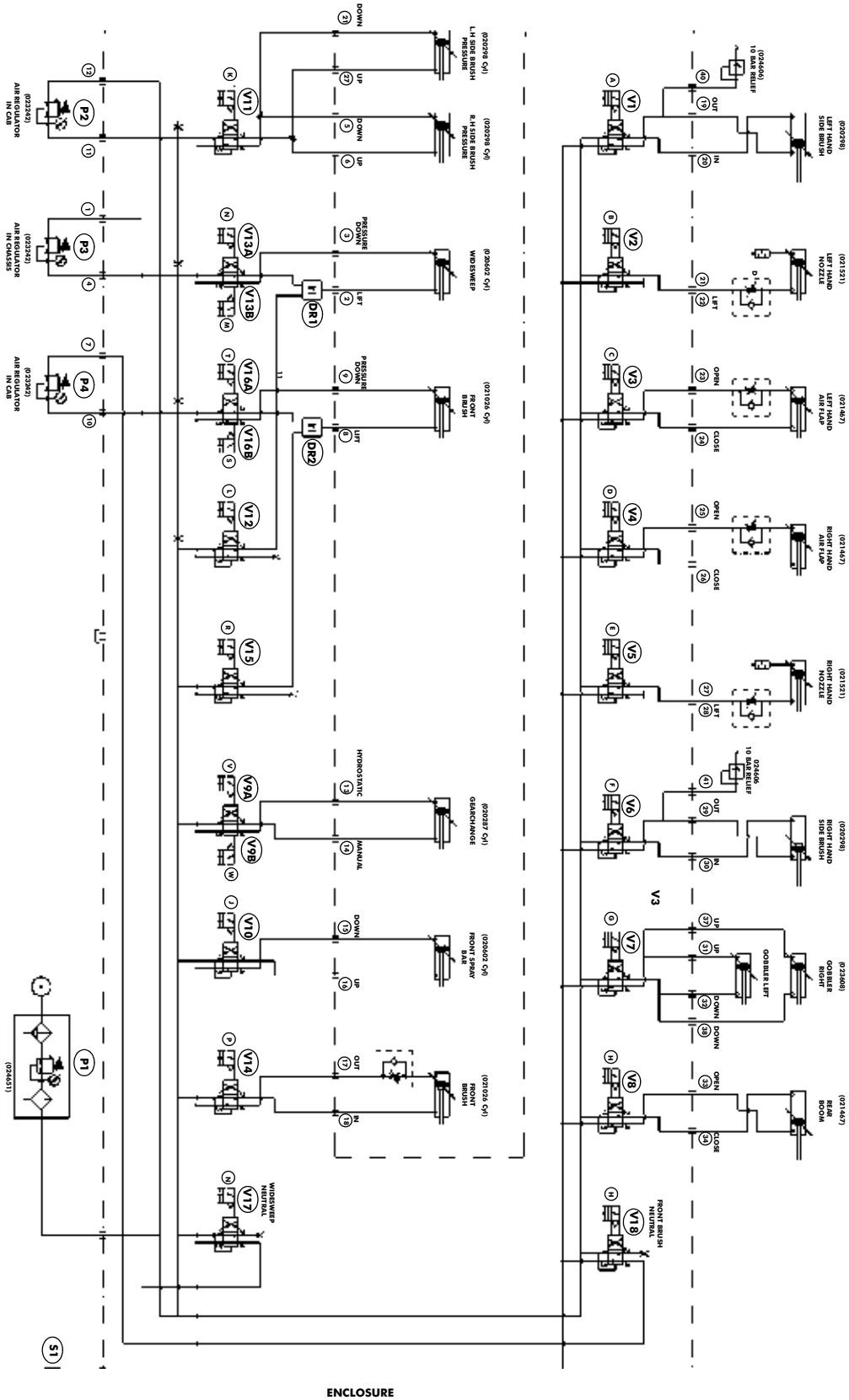
TUBE BULKHEAD	VALVE REF	VALVE PORT REF	PIN REF	PIN STATUS	SCARAB DESCRIPTION	DEVICE POSITION	CYLINDER POSITION
22	V2	2	B	0V	Left-hand nozzle lift (FCV in cylinder)	LIFT	RETRACT
23	V3	4	C	24V DC	Left-hand air flap open	OPEN	EXTEND
24	V3	2	C	0V	Left-hand air flap close (FCV in cylinder)	CLOSE	RETRACT
25	V4	4	D	24V DC	Right-hand air flap open	OPEN	EXTEND
26	V4	2	D	0V	Right-hand air flap close (FCV in cylinder)	CLOSE	RETRACT
27	V5	4	E	24V DC	Right-hand nozzle lower	LOWER	EXTEND
28	V5	2	E	0V	Right-hand nozzle lift (FCV in cylinder)	LIFT	EXTRACT
29	V6	4	F	24V DC	Right-hand side brush out (10 bar relief)	OUT	RETRACT
30	V6	2	F	0V	Right-hand side brush in	IN	EXTEND
31	V7	4	G	24V DC	Left-hand gobbler up	UP	EXTEND
32	V7	2	G	0V	Left-hand gobbler down	DOWN	RETRACT
33	V8	4	H	24V DC	Rear boom open	OPEN	RETRACT
34	V8	2	H	0V	Rear boom close	CLOSE	EXTEND
35	Mains in				Air feed from FR/L, P1		
36	Breather				Exhaust air from cabinet		
37	V7	4	G	24V DC	Right-hand gobbler up	UP	EXTEND
38	V7	2	G	0V	Right-hand gobbler down	DOWN	RETRACT
39	Exhaust Port				Exhaust air from common manifolds		
40	V1	4	A	24V DC	To 10 bar relief valve for left-hand side brush out.		
41	V6	4	F	24V DC	To 10 bar relief valve for right-hand side brush out.		



When ordering replacement parts, always give the machine's Serial Number and specify Part Number, Quantity & Description



REXROTH PNEUMATIC CIRCUIT



When ordering replacement parts, always give the machine's Serial Number and specify Part Number, Quantity & Description



REXROTH TERMINAL WIRING DIAGRAM




When ordering replacement parts, always give the machine's Serial Number and specify Part Number, Quantity & Description



<i>Item</i>	<i>Part Number</i>	<i>Quantity</i>	<i>Description</i>
			NORGREN PNEUMATIC FILTER/LUBRICATOR
1	030185	1	Pneumatic Filter/Regulator/Lubricator from August 2003
1	024651	1	Pneumatic Filter/Regulator/Lubricator
2	024646	1	. Elbow, 6 mm x $\frac{1}{4}$ " BSP
3	023203	1	. Push-in Elbow 6 mm x $\frac{1}{4}$ " BSP

When ordering replacement parts, always give the machine's Serial Number and specify Part Number, Quantity & Description



PNEUMATIC FILTER/LUBRICATOR



When ordering replacement parts, always give the machine's Serial Number and specify Part Number, Quantity & Description




<i>Item</i>	<i>Part Number</i>	<i>Quantity</i>	<i>Description</i>
	025968		NORGREN 9 WAY VALVE BLOCK - DUAL SWEEP
1	023237	1	Manifold 9 Way Sub Base
2	023236	6	Valve, solenoid N.O, 24 Volt
3	023235	3	Valve, solenoid N.C, 24 Volt
4	024644	1	Connector, straight, 6 mm
5	000134	3	Nut, M4, Nyloc T
6	000170	3	Screw, skt cap, M4 x 40 mm long
7	006004	2	Blanking Plug
8	006005	1	Muffler 1/4" BSP
9	024643	5	Connector, straight, 6 mm x 1/8" BSP
10	024606	2	Valve, Relief, Ported Pressure
11	024649	2	Union, female 6 mm x 1/4" BSP
12	024653	4	Branch 'Y' 6 mm x 1/4" BSP
13	000156	3	Screw, skt hd, M10 x 10 mm long


<i>Item</i>	<i>Part Number</i>	<i>Quantity</i>	<i>Description</i>
	025969/70		NORGREN 9 WAY VALVE BLOCK - SINGLE SWEEP
1	023237	1	Manifold 9 Way Sub Base
2	023236	4	Solenoid Valve N.O 24 Volt
3	023235	3	Solenoid Valve N.C 24 Volt
4	024644	1	Straight Connector, 6 mm x 1/4" BSP
5	000134	3	Nut, M4, Nyloc
6	000170	3	Screw, Skt Cap, M4 x 40 mm long
7	006004	2	Plug, Blanking
8	006005	1	Muffler 1/4" BSP
9	024643	5	Connector, straight, 6 mm x 1/8" BSP
10	024606	1	Valve, ported, pressure relief
11	024649	1	Union, female, 6 mm x 1/4" BSP
12	024653	4	Branch 'Y' 6 mm x 1/4" BSP
13	000156	3	Screw, skt hd, M10 x 10 mm long
14	023416	3	Blanking Plate

<i>Item</i>	<i>Part Number</i>	<i>Quantity</i>	<i>Description</i>
	023302		NORGREN 4 WAY - AUTO BLANKING - DUAL SWEEP
1	023239	1	Manifold 4 Way Sub Base
2	023236	2	Solenoid Valve N.O. 3/2 24v
3	023235	2	Solenoid Valve N.C. 3/2 24v
4	024645	4	Elbow, 6 mm x 1/8" BSP
5	024646	1	Elbow, 6 mm x 1/4" BSP
6	006004	2	Blanking Plug
7	006005	1	Muffler 1/4" BSP
NI	022805	4	Connector, L.E.D large

When ordering replacement parts, always give the machine's Serial Number and specify Part Number, Quantity & Description



9 WAY SUB BASE NORGREN



4 WAY SUB BASE NORGREN


When ordering replacement parts, always give the machine's Serial Number and specify Part Number, Quantity & Description




<i>Item</i>	<i>Part Number</i>	<i>Quantity</i>	<i>Description</i>
	022587		SIDE BRUSH AIR ASSEMBLY
1	020298	1	Pneumatic cylinder 50 x 160
NI	024990	1	. Seal kit, pneumatic cylinder
2	020299	1	Clevis M16 x 1.5
3	020534	1	Ram end
4	011010	4	Setscrew, hex hd, M8 x 20 mm long
5	011093	4	Spring washer 8 mm
6	023111	1	Bellows 50 mm dia
7	024646	2	Elbow, 6 mm x 1/4" BSP
8	022673	1	Clevis pin
9	022674	1	Clevis clip
10	010517	1	Jubilee Clip N° 0X
11	010518	1	Jubilee Clip N° 1X

<i>Item</i>	<i>Part Number</i>	<i>Quantity</i>	<i>Description</i>
	022591		NOZZLE LIFT AIR RAM ASSEMBLY
1	021521	1	Pneumatic Cylinder 50 x 250
NI	024990	1	. Seal kit, pneumatic cylinder
2	021522	1	Fixing plate for 50 mm dia cylinder
3	000157	4	Screw, skt cap, M8 x 16 mm long
4	021158	1	Regulator, flow
5	023111	1	Bellows 50 mm dia
6	024644	1	Connector, straight, 6 mm x 1/4" BSP
7	020299	1	Clevis M16 x 1.5
8	022673	1	Clevis pin
9	022674	1	Clevis clip
10	006005	1	Muffler 1/4" BSP
NI	014106	1.50	Cable, nozzle lift
NI	014107	3	Cable grip, 6 mm
NI	014108	1	Thimble, 6 mm

When ordering replacement parts, always give the machine's Serial Number and specify Part Number, Quantity & Description



SIDE BRUSH AIR RAM ASSEMBLY



NOZZLE LIFT AIR RAM ASSEMBLY



When ordering replacement parts, always give the machine's Serial Number and specify Part Number, Quantity & Description



THIS PAGE INTENTIONALLY LEFT BLANK

When ordering replacement parts, always give the machine's Serial Number and specify Part Number, Quantity & Description

SECTION H ELECTRICAL EQUIPMENT

Table of Contents

Assembly/Description	Page
WIRING LOOM ARRANGEMENTS	
Wiring Loom arrangements from Aug 2003 (CANbus Control Panel)	1
Wiring Loom arrangements From Jan 2001 to Present	2
Wiring Loom arrangements Upto Jan 2001	3
ELECTRICAL COMPONENT LIST	
Electrical switches	4
Fuses	4
Relays	4
Lamps & Beacons	4
Spare Bulbs & LED's	5
Electrical Coils	5
SOLENOID VALVE COILS & FUSES	
Solenoid Valve Coils - Functions & Identifications	6
Fuse - Functions & Identifications	7

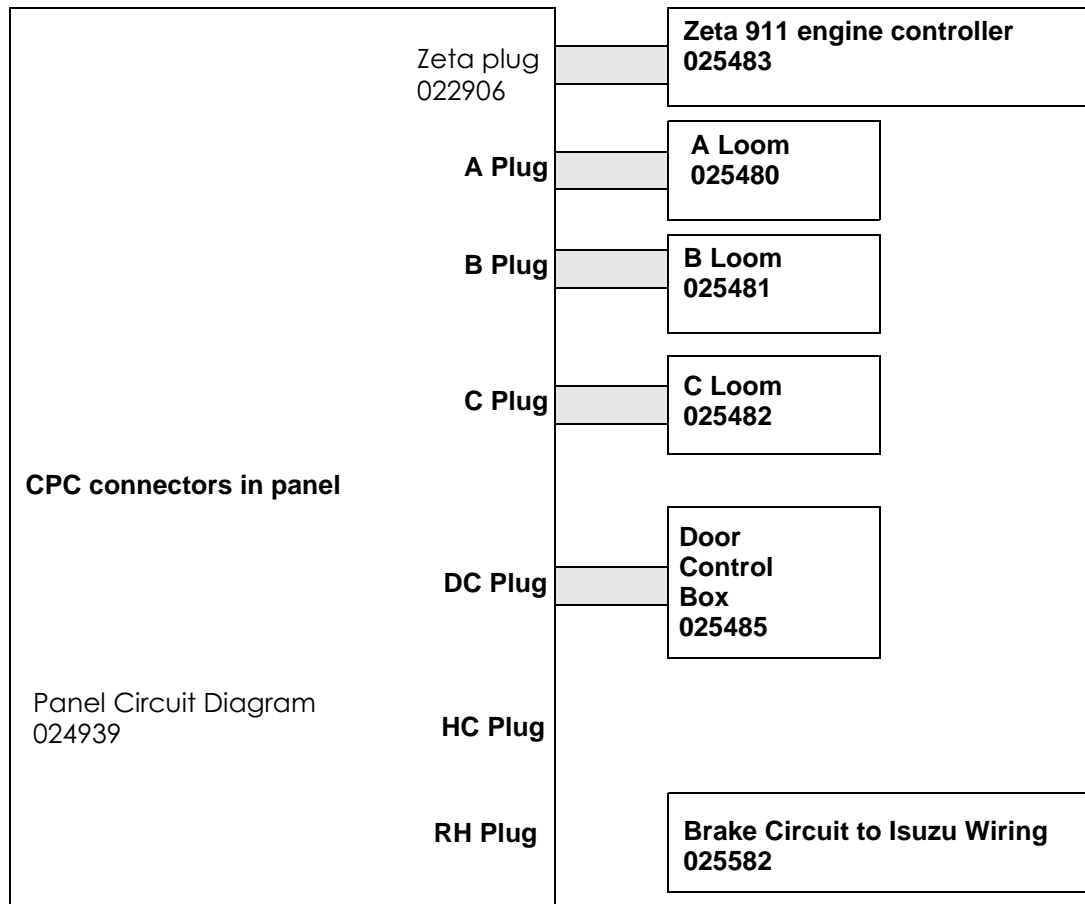


<i>Item</i>	<i>Part Number</i>	<i>Quantity</i>	<i>Description</i>
WIRING LOOM ARRANGEMENTS - CANbus Machines			
NI	028215	1	Wiring Loom - Hopper
NI	028204	1	Wiring Loom - Node A Hydraulic I/O
NI	028205	1	Wiring Loom - Node B Hydraulic Optional I/O
NI	028206	1	Wiring Loom - Node C Water & Auxiliary I/O
NI	028207	1	Wiring Loom - Node D Auxiliary I/O
NI	028209	1	Wiring Loom - Remote Hopper / Door Control
NI	028216	1	Wiring Loom - Battery & CANbus
NI	030335	1	Wiring Loom - Zeta Management
NI	030336	1	Wiring Loom - Cab Node
NI	028742	1	Wiring Loom - Door Control Pod
NI	028741	1	Wiring Loom - Door Control Panel

When ordering replacement parts, always give the machine's Serial Number and specify Part Number, Quantity & Description



MONIC WIRING LOOM ARRANGEMENTS
Upto January 2001

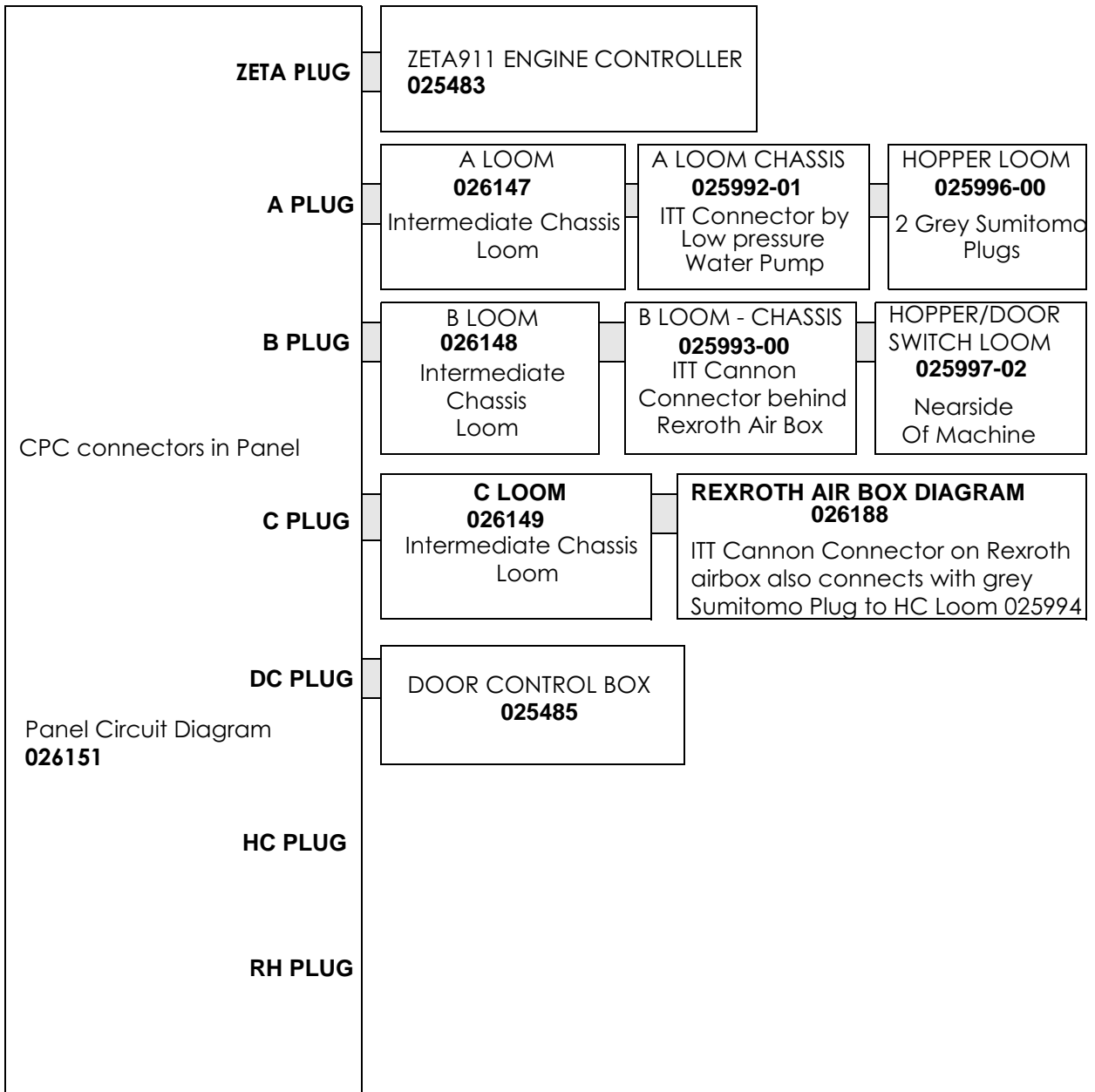


This arrangement is recognised by having rubber hoses, Norgren air valves, plastic panel, Sterling valve block with integral Door sequence valves in main hydraulic block.

When ordering replacement parts, always give the machine's Serial Number and specify Part Number, Quantity & Description



MONIC WIRING LOOM ARRANGEMENTS
January 2001 to Present



This arrangement is recognised by having Steel Pipes, Rexroth air box, Plastic panel, Sterling valve block with integral door sequence valves in main hydraulic block and ITT Cannon electrical connectors.

When ordering replacement parts, always give the machine's Serial Number and specify Part Number, Quantity & Description

**Part Number****Description****LIST OF ELECTRICAL SWITCHES**

013236	Switch ON/OFF (GRP Control Panel)
013237	Switch ON/OFF/Mom ON (GRP Control Panel)
013238	Switch Mom On/OFF/Mom On (GRP Control Panel)
013243	Switch ON/OFF/ON (GRP Control Panel)
013915	Switch ON/OFF, 2 Pole (GRP Control Panel)
020834	Switch OFF/ON/ON, 2 Pole (GRP Control Panel)
020837	Switch ON/OFF/ON, 2 Pole (GRP Control Panel)
025352	Switch OFF/Mom ON, Single Pole (GRP Control Panel)
024323	Switch, Rotary (GRP Control panel)
024231	Switch box (Door close)
025623	Float Switch (Water tank)
024039	Level Gauge, with Switch (Oil tank)
024064	Micro Switch (Wobble Stick)
010641	Switch, push control

Part Number**Description****LIST OF ELECTRICAL FUSES**

014286	Fuse, blade type, 5 Amp
014288	Fuse, blade type, 10 Amp
014289	Fuse, blade type, 15 Amp
014290	Fuse, blade type, 20 Amp

Part Number**Description****LIST OF ELECTRICAL RELAYS**

014718	Relay, Cross over, 24v (GRP Control panel)
020838	Relay, 24v, 35 Amp N/O (GRP Control panel)
023798	Timer relay, Brush Lift (GRP Control panel)

Part Number**Description****LIST OF ELECTRICAL LAMPS & BEACONS**

023159	Worklight 'Rubbolite' (Chassis Mounted)
013899	Marker Lamps 'Red' (Hopper Mounted)
013482	Rear Lamp LH (Rear Nozzle System)
013483	Rear Lamp RH (Rear Nozzle system)
010304	Beacon 12v (Standard)
027209	. Mounting bracket, Premiere Hazard Beacon



When ordering replacement parts, always give the machine's Serial Number and specify Part Number, Quantity & Description

**Part Number****Description****LIST OF SPARE BULBS & LEDS**

011481	Bulb 12v 1.2 watt Capless
011482	Bulb 12v 2 watt Capless
011484	Bulb 12v 5 watt (festoon)
011485	Bulb 12v 21 watt
011486	Bulb 12v 10 watt
011487	Bulb 12v 5 watt
011488	Bulb 12v 21 watt
011489	Bulb 24v 5 watt
011490	Bulb 24v 21 watt
011492	Bulb 24v 2.8 watt (LLB865)
011500	Bulb 12v 4 watt
004153	Bulb 24v 5 watt (halogen 434)
004174	Bulb beacon 24v 70 watt (halogen)
004185	Bulb 24v 21 watt (worklamp)
022749	Bulb 12v 5 watt (Hella halogen)
023780	Bulb kit (022741 Xenon Beacon)
022869	Indicator Red LED 24v (GRP Control panel)
022870	Indicator Green LED 24v (GRP Control panel)
023857	Tri Colour LED (GRP Control panel)
023656	Blue LED 24v (Greaser LED)

Part Number**Description****LIST OF ELECTRICAL COILS**

020009	Coil 24v 14 Watt (CCS024D)
021754	Coil 24v 19 Watt (CCP19W)
021748	Coil 24v 28 Watt (CAP024D)

When ordering replacement parts, always give the machine's Serial Number and specify Part Number, Quantity & Description

**Table 1: SOLENOID VALVE COILS - FUNCTION & IDENTIFICATION**

FUNCTION	PART No.	ELECTRICAL DATA	SYSTEM USE
Scarab Gearchange Valve	023236	24 V / 15 W / 0.625 A	Pneumatic
Reverse Valve	RTPD*	24 V / 19 W / 0.790 A	Hydraulic
Brush Speed Valve	020009	24 V / 18 W / 0.750 A	Hydraulic
Wide Sweep ON/LOWER Valve	021742 *	24 V / 30 W / 1.250 A	Pneumatic
Wide Sweep LIFT Valve	023235	24 V / 18 W / 0.750 A	Pneumatic
Side Brush LIFT Valve	020009	24 V / 18 W / 0.750 A	Hydraulic
RH/LH Dual Side Brush LIFT Valves	022504	24 V / 12 W / 0.500 A	Hydraulic
Main Lift Valve	021748	24 V / 18 W / 0.750 A	Hydraulic
Side Brushes ON/LOWER Valve •	021745 *	24 V / 30 W / 1.250 A	• Hydraulic
Side Brushes ON/LOWER Valve •	023235	24 V / 18 w / 0.750 A	• Pneumatic
Side Brush IN/OUT Valve	023235/6	24 V / 18 W / 0.750 A	Pneumatic
Front Brush IN/OUT Valve	021509 *	24 V	Hydraulic
Front Brush RAISE/LOWER Valve	021509 *	24 V	Hydraulic
Front Brush Flow Control Valve	020587	24 V / 24 W / 1.000 A	Hydraulic
Dual Side Brush Diverter Valve	021509 *	24 V	Hydraulic
Auto-blanking Valve (Dual)	023302	24 V	Pneumatic
Auto-blanking Valve (Single)	023436	24 V	Pneumatic
Nozzle Tilt (Gobbler) Valve	022482	24 V / 18 W / 0.750 A	Hydraulic
LH/RH Suction Nozzle LIFT Valve	023235	24 V / 18 W / 0.750 A	Pneumatic
Suction Fan ON/OFF Valve	020009	24 V / 18 W / 0.750 A	Hydraulic
Suction Fan BOOST Valve	020009	24 V / 18 W / 0.750 A	Hydraulic
LP water Pump Valve	021748	24 V / 18 W / 0.750 A	Hydraulic
Unloader Valve	020009	24 V / 18 W / 0.750 A	Hydraulic
HP Water Pump Valve	021748	24 V / 18 W / 0.750 A	Hydraulic
LH/RH Water Spray ON/OFF Valves	022479	24 V / 15 W / 0.625 A	LP Water
LH Water Spray BOOST Valves	022479	24 V / 15 W / 0.625 A	LP Water
Wide Sweep Water Spray Valve	022479	24 V / 15 W / 0.625 A	LP Water
LH/RH Front Brush Water Valves	022479	24 V / 15 W / 0.625 A	LP Water
Rear Door CLOSE Valve	020009	24 V / 18 W / 0.750 A	Hydraulic
Rear Door OPEN Valve	020009	24 V / 18 W / 0.750 A	Hydraulic
Hopper LOWER Valve	020009	24 V / 18 W / 0.750 A	Hydraulic
Hopper RAISE Valve	020009	24 V / 18 W / 0.750 A	Hydraulic
Oil Control Unit Valve	RTPD*		Hydraulic

When ordering replacement parts, always give the machine's Serial Number and specify Part Number, Quantity & Description



Table 2: FUSE FUNCTION & IDENTIFICATION - PANEL FUSEBOX

FUNCTION	FUSE	AMP	TYPE	PART No.
Beacons & Pneumatic Gearchange	1	10	Blade	014288
Greaser, Nozzle Tilt, HP/HV Pump, Fan & Boost	2 & 3	5	Blade	014286
Zeta, Auto-blanking, Brush Speed	4 & 5	5	Blade	014286
Reversing Equip., Unloader, Brush Lift, Sweep Functions, Suction Boxes, Option Valve, Nozz. Boost, Water Sprays, Wk. Lights, RL2	6	15	Blade	014289
Hopper & Door Functions, Unloader, RL1	7	5	Blade	014286
Gearchange Reed Switch, Beacon Warn. Lamp	8	5	Blade	014286

Table 3: FUSE FUNCTION & IDENTIFICATION - IN LINE/COMPONENT

FUNCTION & LOCATION	WIRE CODE	AMP	TYPE	PART No.
+24 V Feed to Voltage Reducer	Red	10	Blade	014288
+12 V Supply from Voltage Reducer to RL1 & Radio	Red in Red & Blue Out	5	Blade	014286
El. Amplifier	NA	1.6	Cart.	021932

When ordering replacement parts, always give the machine's Serial Number and specify Part Number, Quantity & Description

ILLUSTRATED PARTS CATALOGUE

SCARAB MONIC

MULTILINGUAL GLOSSARY of DESCRIPTIONS & TERMINOLOGY used in this PARTS CATALOGUE

Table of Contents

Title	Page
English / Français / Italiano	J1
English / Español / Svenska	J21



ENGLISH	FRANCAIS	ITALIANO
A		
Access	Accès	Accesso
Accessories	Accessoires	Accessori
Accelerator	Accélérateur	Acceleratore
Actuator	Servomoteur	Attuatore
Adaptor (adapt)	Adaptateur	Adattatore
Adaptor Flange	Adaptateur à bride	Flangia adattatore
Adaptor Plate	Adaptateur, à plaque	Piastra adattatore
Adaptor, Straight	Adaptateur, droit	Adattatore in linea
Adjuster	Régulateur	Dispositivo di regolazione
Adjuster Kit	Régulateur, kit	Corredo dispositivo di regolazione
Adjuster Valve	Vanne de régulation	Valvola dispositivo di regolazione
Adjustable	Ajustable	Regolabile
Aerial	Antenne	Antenna
Air	Air	Aria
Air Cleaner	Filtre à air	Filtro aria
Air Conditioner	Climatiseur	Condizionatore aria
Air Cylinder	Cylindre d'air	Cilindro aria
Air Filter	Filtre à air	Filtro aria
Air Manifold	Collecteur d'air	Collettore aria
Air Mass Meter	Compteur d'air-massique	Flussometro di massa
Air Feed	Injecteur d'air	Alimentazione aria
Air Air Chute	Goulotte pneumatique	Lobo aria-aria
Air Outlet	Sortie d'air	Bocca di uscita aria
Air Muffler	Amortisseur d'air	Silenziatore aria
Air Pressure Regulator	Régulateur de pression d'air	Regolatore pressione aria
Air Ram	Vérin pneumatique	Pistone aria
Air Valve	Soupape d'air	Valvola di sfiato
Air Vent Pipe	Tuyau de refoulement d'air	Tubo di sfiato
Alternator	Alternateur	Alternatore
Alternator Interface	Alternateur, interface	Interfaccia alternatore
Aluminium (Alum)	Aluminium (alum)	Alluminio (Allum.)
Anchor	Ancre, dispositif d'ancrage	Ancora
Angle	Angle	Angolo
Antiluce Fastener	Fixation « Antiluce »	Dispositivo di fissaggio Antiluce

When ordering replacement parts, always give the machine's Serial Number and specify Part Number, Quantity & Description



Amendment (Amdt.)	Modification (modif.)	Rettifica (rett.)
Amplifier	Amplificateur	Amplificatore
Arrangement	Disposition	Disposizione
Ashtray	Cendrier	Posacenere
Assembly (Assy)	Ensemble	Gruppo
Auto Blanking	Fermeture automatique	Autochiusura
Automatic	Automatique	Automatico
Auxiliary	Auxiliaire	Ausiliario
Axle	Essieu	Asse
Axle Beam	Essieu, fusée d'	Asta asse
Axle Bolt	Essieu, boulon d'	Bullone asse
Axle Breather	Essieu, reniflard d'	Sfiatatoio asse
Axle Carrier & Tube	Essieu, porte-essieu et tube	Supporto e tubo asse
Axle Front	Essieu, avant	Frontale asse
Axle Rear	Essieu, arrière	Retro asse
Axle Washer	Essieu, rondelle d'	Rondella asse

B

Back Plate	Socle	Piastra di supporto
Bag	Sac	Borsa
Ball	Bille	Sfera
Ball End	Rotule	Estremità arrotondata
Ball Joint	Joint sphérique	Giunto sferico
Ball Valve	Vanne à boisseau	Valvola a sfera
Bar	Barre	Barra
Basin	Cuvette	Bacino
Battery	Batterie	Batteria
Battery Housing	Batterie, logement de	Sede batteria
Battery Terminals	Batterie, bornes	Terminali batteria
Battery Lead	Batterie, câble	Cavo batteria
Battery Tray	Batterie, plateau	Vassoio portabatteria
Beacon	Gyrophare	Segnale luminoso
Beacon Bar	Barre de gyrophare	Barra segnale luminoso
Beam	Phare	Fascio
Bearing	Roulement, palier	Cuscinetto
Bell Housing	Logement évasé	Sede campanello
Bellows	Soufflet	Soffietto
Belt	Courroie	Cinghia
Black	Noir	Nero
Blanking	Obturation	Tappaggio

When ordering replacement parts, always give the machine's Serial Number and specify Part Number, Quantity & Description



Beeper	Signal	Emettitore di segnali acustici
Blind Rivet	Rivet aveugle	Ribattino con spina inserita
Block	Bloc	Blocco
Blue	Bleu	Blu
Board	Carton	Piastra
Body	Corps	Corpo
Bolt	Boulon	Bullone
hex hd (hexagonal head)	Boulon à tête 6 pans	testa esagonale
skt hd (socket head)	Boulon à tête creuse	brugola
csk hd (counter-sunk head)	Boulon à tête fraisée	svasato
Boom	Flèche	Braccio
Boost	Suralimenter	Spinta
Bore	Alésage	Camera cilindrica
Boss	Moyeu, bossage	Mozzo
Bottom	Fond	Fondo
Bottle	Bouteille	Flacone
Box	Boîte	Scatola
Brace	Tirant	Braccio
Bracket (Brkt)	Support	Staffa
Brake	Frein	Freno
Brass Wing Nut	Ecrou à oreilles, en laiton	Galletto di ottone
Breather	Reniflard	Sfiatatoio
Broom	Balai	Scopa
Brown	Marron	Marrone
Brush	Brosse	Spazzola
Base	Base	Base
Buffer	Tampon	Respingente
Build	Construire, modèle	Costruzione
Bulb	Ampoule	Lampadina
Bulkhead	Cloison	Paratia
Bumper	Pare-chocs	Paraurti
Bump Stop	Butoir	Respingente
Bungee Cord	Corde « Bungee »	Cavo elastico
Bush	Manchon / Bague	Boccola
Buzzer	Vibreux	Cicalino
Button	Bouton	Pulsante

C

Cab	Cabine	Cabina
Cable	Câble	Cavo

When ordering replacement parts, always give the machine's Serial Number and specify Part Number, Quantity & Description



Caliper	Calibre	Pinza
Cam Shaft	Arbre à cames	Albero a camme
Camera	Caméra	Camera
Canopy	Auvent / Capot	Tettuccio
Cap	Capuchon	Cappuccio
Capping	Chapeau	Cornice
Carabiner	Carabine	Carabiner
Carrier	Porte, support	Portante
Case	Boîtier	Scatola
Casing	Boîtier	Involucro
Catalogue	Catalogue	Catalogo
Catch	Cliquet, disp. d'arrêt	Fermo
Caution	Notice « attention »	Attenzione
Centre	Centre	Centro
Chain	Chaîne	Catena
Chassis	Châssis	Chassis
Check	Contrôle	Controllo
Check Valve	Soupape d'arrêt / Clapet	Valvola di ritegno
Chute	Goulotte	Scivolo
Circlip	Circlip	Anello elastico
Circuit	Circuit	Circuito
Clamp	Collier	Morsetto
Cleaner	Nettoyage, dispositif de	Detergente
Clevis	Chape	Maniglione
Clip	Pince	Clip
Clutch	Embrayage	Frizione
Coach	Carrosserie	Carrozzeria
Coil	Bobine	Bobina
Collar	Bague de serrage	Piattello
Complete	Complet (complète)	Completo
Components	Composants	Componenti
Compressor	Compresseur	Compressore
Cone	Cône	Cono
Connector	Connecteur	Connettore
Connecting	Connectant	Connessione in corso
Connection	Connexion	Connessione
Con Rod (Connecting Rod)	Bielle	Biella
Continued (Cont.)	Suite	Continuazione (cont.)
Control (Cntrl)	Contrôle	Controllo (Cntrl)

When ordering replacement parts, always give the machine's Serial Number and specify Part Number, Quantity & Description



Controller	Contrôleur	Unità di controllo
Conventional	Conventionnel	Convenzionale
Conversion (Conv)	Conversion	Conversione (Conv)
Cooler	Refroidisseur	Refrigerante
Cooling	Refroidissement	Raffreddamento
Copper	Cuivre	Rame
Core	Ame	Nucleo
Cotter	Goupille	Chiavetta trasversale
Coupling	Raccord / Accouplement	Accoppiamento
Cover	Couvercle	Coperchio
Cowling	Capotage	Cappottatura
Crank-case	Carter-moteur	Basamento
Cranked	Contre-coudé	Gambo piegato
Cross Member	Traverse	Traversa
Crown Wheel	Couronne d'entraînement	Corona dentata
Curb	Bord, bordure	Bordo
Cylinder	Cylindre	Cilindro

D

Damper	Amortisseur	Smorzatore
Deflector	Défecteur	Deflettore
Description	Description	Descrizione
Details	Informations	Dettagli
Detergent	Detergent	Detergente
Diagram	Diagramme	Diagramma
Dial	Cadran	Quadrante
Diaphragm	Diaphragme	Diaframma
Diode	Diode	Diodo
Dipped Beam	Feu de croisement	Anabbagliante
Dipstick	Jauge	Asta di livello
Dipstick guide	Jauge, guide de	Guida asta di livello
Dipstick tube	Jauge, tube de	Tube asta di livello
Directional	Directionnel	Direzionale
Dirt	Impureté	Sporco
Disc / Disk	Disque	Disco
Display	Écran d'affichage	Visualizzatore
Distributor	Distributeur	Distributore
Diverter	Diviseur	Diverter
Door	Porte	Sportello
Double	Double	Doppio

When ordering replacement parts, always give the machine's Serial Number and specify Part Number, Quantity & Description



Dowel	Cheville	Perno di riferimento
Down	Bas	Giù
Dowty Seal	Joint « Dowty »	Chiusura ermetica Dowty
Drag Link Tube	Tube de tige directrice	Tirante longitudinale comando sterzo
Drain Plug	Bouchon de vidange	Tappo di scarico
Drive	Entraînement	Trasmissione
Drive Core	Entraînement, âme d'	Nucleo trasmissione
Drive Coupling	Entraînement, raccord d'	Accoppiamento trasmissione
Drive Dog	Entraînement, crabot d'	Innesco trasmissione
Drive Flange	Entraînement, bride d'	Flangia trasmissione
Drive Motor	Entraînement, moteur d'	Motore principale
Drive Pump	Entraînement, pompe d'	Pompa trasmissione
Drive Shaft	Entraînement, arbre d'	Albero comando
Drive Tube	Entraînement, tube d'	Tubo trasmissione
Dual Sweep	Double balayage	Curvatura doppia
Dump Valve	Soupape de décharge	Valvola di scarico rapido
Dust	Poussière	Polvere

E

Earth, electrical (Ground)	Terre / Masse	Massa
Eccentric	Excentrique	Eccentrico
Elbow	Coude	Gomito
Electric	Electrique	Elettrico
Electrical	Electrique	Elettrico
Element	Elément	Elemento
Enclosure	Enceinte	Alloggiamento
End	Extrémité	Estremità
End Plate	Extrémité, plaque d'	Piastra estremità
End Cap	Extrémité, chapeau d'	Cappuccio estremità
Engine	Moteur	Motore
Exchange	Echange	Scambio
Exhaust	Echappement	Scarico
Exhaust Gas Recirculation (EGR)	Recyclage de gaz d'échappement	Ricircolo gas di scarico
Expansion	Dilatation	Espansione
Extended	Dilaté	Esteso
Extension	Extension	Estensione
Extinguisher	Extincteur	Estintore

When ordering replacement parts, always give the machine's Serial Number and specify Part Number, Quantity & Description



F		
Fan	Ventilateur	Ventola
Fastener	Fixation	Dispositivo di fissaggio
Feed	Alimentation	Alimentazione
Female	Femelle	Femmina
Filler	Remplisseur	Bocchettone di riempimento
Filter	Filtre	Filtro
Finisher	Finisseur	Finitore
Fire	Feu	Combustione
First	Premier	Primo
Fishtail	Queue de poisson / Cône	Coda di pesce
Fit	Emboîter / Monter	Montaggio
Fitting	Raccord	Montaggio
Fixing	Fixation	Rettifica
Flange	Bride	Flangia
Flap	Volet	Alettone
Flash	Flash	Flash
Flexible (Flexi)	Flexible	Flessibile (flexi)
Floor	Plancher	Pavimento
Floorplate	Plaque de sol	Base pavimento
Flow	Débit	Flusso
Fluid	Fluide	Fluido
Flywheel	Volant	Volano
Foam	Mousse	Schiuma
Fog	Brouillard	Nebbia
Foot	Pied	Piede
Forward	Avant	Avanti
Frame	Bâti	Telaio
Front	Avant	Anteriore
Fuel	Carburant	Combustibile
Function	Fonction	Funzione
Fuse	Fusible	Fusibile

G		
Gain	Gain	Guadagno
Galvanised	Galvanisé	Zincato
Gantry	Portique	Cavalletto
Gas	Gaz	Gas
Gas Strut	Jambe à gaz	Puntone gas
Gasket	Garniture d'étanchéité	Guarnizione

When ordering replacement parts, always give the machine's Serial Number and specify Part Number, Quantity & Description



Gauge	Manomètre	Calibro
Gauze	Gaze	Garza
Gear	Engrenage	Ingranaggio
Geared	A engrenages	Ingranato
Gearbox	Boîte de vitesses	Scatola del cambio
General	Général(e)	Generale
Glass	Verre	Vetro
Glow Plug	Bougie de préchauffage	Spina a incandescenza
Gobbler (Nozzle Tilt)	Gobbler (Inclinaison d' Embout)	Gobbler (Ugello Inclinazione)
Grab	Grappin	1. Estrattore a pinza (n)
Grease	Graisse	Grasso
Greaser	Graisseur	Ingrassatore
Green	vert	Verde
Grey	gris	Grigio
Grill	gril	Griglia
Grip	manche	1. Presa (n)
Grub Screw	vis sans tête	Vite di riferimento
Grommet	virole	Anello di tenuta
Guard	Carter de protection	Riparo
Guide	Guide	Guida

H

Handbrake	Frein à main	Freno a mano
Hand	Côté	Mano
Hand Primer	Pompe à main, dispositif de	Pompetta di adescamento a mano
Hand Wash	Lavage à main	Lavaggio a mano
Handle	Poignée	Maniglia
Hanger	Suspension	Supporto pendente
Harness	Harnais	Cablaggio
Head	Tête	Testa
Headlamp	Phare	Faro
Heat	Chaleur	Calore
Heatshield	Bouclier thermique	Scudo termico
Heater	Chauffage	Riscaldatore
High Pressure	Haute pression	Alta pressione
Hi Tip	Bennage en hauteur	Punta alta
Hinge	Charnière	Cerniera
Hinged	Charnière, à	Incernierato

When ordering replacement parts, always give the machine's Serial Number and specify Part Number, Quantity & Description



Holder	Porte-outil	Staffa di supporto
Hooks	Crochets	Ganci
Hopper	Trémie	Serbatoio con scarico sul fondo
Horn	Avertisseur sonore	Avvisatore acustico
Hose	Tuyau flexible	Tubo flessibile
Hose Tail	Tuyau flexible, bout de	Raccordo tubo flessibile
Hot	Chaud	Caldo
Hour Meter	Compteur horaire	Contaore
Housing	Logement	Alloggiamento
Hub	Manchon	Mozzo
Hydraulic	Hydraulique	Idraulico
Hydrant	Bouche d'incendie	Idrante
Hydrant Filler	Bouche d'incendie, disp. de remplissage	Filtro idrante
Hydrant Hose	Bouche d'incendie, tuyau souple	Tubo idrante
Hydrostatic	Hydrostatique	Idrostatico

I

Identification	Identification	Identificazione
Idle	Inactif / Ralenti	Inattivo
Ignition (Ign)	Contact	Accensione (Acc)
Illuminated	Eclairé	Illuminato
Illustrated	Illustré	Illustrato
Illustration	Illustration	Illustrazione
Impellor	Rotor / Turbine	Girante
Inclusive	Compris	Inclusivo
Information (Info)	Informations	Informazioni (Info)
In	Entré	Dentro
Inlet	Entrée	Ammissione
Inlet Cone	Entrée, cône d'	Cono di ammissione
Inlet Pipe	Entrée, tuyau d'	Tubo di ammissione
Injection Pump	Pompe d'injection	Pompa d'iniezione
Injector	Injecteur	Iniettore
Injector Pipe	Tuyau d'injection	Tubo iniettore
Input	Entrée	Ingresso
Inseal Strip	Bande d'étanchéité	Guarnizione sigillante
Insert	Insert	Inserito
Insertion	Insertion	Inserimento
Installation	Installation	Installazione

When ordering replacement parts, always give the machine's Serial Number and specify Part Number, Quantity & Description



Instrument	Instrument	Strumento
Insulator	Isolateur	Isolante
Inter Cooler	Refroidisseur intermédiaire	Refrigeratore intermedio
Interior	Intérieur	Interno
Interim	Intérimaire	Interim
Internal	Interne	Interno
Item	Article	Articolo

J

Jet	Jet	Getto
Joint	Joint	Giunto
Joystick	Joystick	Joystick
Jubilee Clip	Pince crocodile	Fermaglio Jubilee
Junction	Jonction	Incrocio

K

Key	Clé	Chiave
Key Switch	Interrupteur à clé	Interruttore a chiavetta
Kerb	Bordure	Bordo (as in pavement)
King Pin	Axe-pivot	Perno di sterzaggio
King Post	Poinçon de façade	Puntone di sostegno
Kit	Kit	Corredo
Knob	Bouton	Manopola

L

Label	Etiquette	
Lamp	Lampe	Lampada etichetta
Work Lamp	Lampe de travail	Lampada da lavoro
Head Lamp	Projecteur	Faro
Side Lamp	Lampe latérale	Luce di posizione
Lance	Lance	Lancia
Lap Joint	Joint à recouvrement	Giunto a sovrapposizione
Large	Grand	Grande
Latch	Verrou	Serratura
Lead	Fil	Cavo
L.E.D. (Light Emitting Diode)	Diode électroluminescente	LED (Diodo a emissione luminosa)
Leash	Laisse	Maglia
Left	Gauche	Sinistra
Left Hand Drive (LHD)	Conduite à gauche	Guida a sinistra (LHD)
Leg	Jambe	Gamba
Length	Longueur	Lunghezza

When ordering replacement parts, always give the machine's Serial Number and specify Part Number, Quantity & Description



Lens	Objectif	Lente
Level	Niveau	Livello
Lever	Levier	Leva
Lid	Couvercle	Coperchio
Lift	Ascenseur	Sollevare
Lifting	Levage	Sollevamento
Light	Feux	Luce
Side Light	Feux latéraux	Luce di posizione
Head Light	Phare	Faro
Rear Light	Feu arrière	Fanale di coda
Brake Light	Feux stop	Luce freno
Interior Light	Eclairage intérieur	Luce abitacolo
Fog Light	Feu antibrouillard	Faro antinebbia
Linch Pin	Axe d'essieu	Acciarino
Lining	Revêtement	Rivestimento interno
Link	Maillon	Articolazione
Linkage	Tringlerie	Sistema di leve
Litre	Litre	Litro
List	Liste	Lista
Load	Charge	Carico
Located	Situé	Posizionato
Lock	Verrou	Fermo
Locknut	Ecrou de blocage	Controdado
Locker	Armoire	Armadietto
Locking	Verrouillage	Serraggio
Long	Long	Lungo
Loom	Métier	Cablaggio
Loop	Boucle	Circuito elettrico ad anello
Low Pressure	Basse pression	Bassa pressione
Lower	Baisser	Inferiore
Lubricant	Lubrifiant	Lubrificante
Lubrication	Lubrification	Lubrificazione

M

Machine	Machine	Macchina
Magnet	Aimant	Magnete
Magnetic	Magnétique	Magnetico
Main	Principal(e)	Principale
Male	Mâle	Maschio
Management	Gestion	Gestione

When ordering replacement parts, always give the machine's Serial Number and specify Part Number, Quantity & Description



Manifold	Collecteur	Collettore
Manual	Manuel	Manuale
Manufactured	Fabriqu�	Fabbricato
Marker Lamp	Lampe signal	Lampada di segnalazione
Master	Ma�tre	Principale
Master Cylinder	Ma�tre-cylindre	Cilindro principale
Maximum (Max)	Maximum (maxi)	Massimo (max.)
Mesh	Tamis	Maglia
Metal	M�tal	Metallo
Meter	M�tre	Calibro
Micro Switch	Micro-contact	Microinterruttore
Minimum (Min)	Minimum (mini)	Minimo (min.)
Mirror	Miroir	Specchio
Miscellaneous	Divers	Miscellanea
Modified	Modifi�	Modificato
Module	Module	Modulo
Monitor	Moniteur	Monitor
Motor	Moteur	Motore
Mount	Monture	Montaggio
Mounted	Mont�	Montato
Mounting	Ch�ssis / Support	Montaggio
Mud Flaps	Bavettes de garde-boue	Paraspruzzi
Mud Guard	Garde-boue	Parafango
Muffler	Amortisseur	Marmitta
Multi Function	Multifonctions	Multifunzionale

N

N/A (Not Applicable)	S/O (sans objet)	N/D (Non disponibile)
Narrow	Etroit	Stretto
Near side	C�t� trottoir	Lato guida
Negative	N�gatif	Negativo
Neutral	Neutre	Neutro
New	Nouveau (nouvelle)	Nuovo
Nipple	Manchon	Raccordo filettato
No	Non	N. (Numero)
Non Return	Anti-retour	Non ritorno
Normal	Normal	Normale
Note	Note	Nota
Nozzle	Embout / Buse	Ugello
Number	Num�ro	Numero

When ordering replacement parts, always give the machine's Serial Number and specify Part Number, Quantity & Description



Numerical	Numérique	Numerico
Nut	Ecrou	Dado
Nyloc Nut	Ecrou « Nyloc »	Dado Nyloc
Hex Nut	Ecrou hexagonal	Dado a testa esagonale
Plain Nut	Ecrou normal	Dado liscio
Self Locking Nut	Ecrou autobloquant	Dado autobloccante
Thin Nut	Ecrou mince	Dado sottile
Nylon Tube	Tube de nylon / Nylon, tube de	Tubo di nylon

O

Obsolete	Périmé	Obsoleto
Off	Arrêt	1. Spento 2. Inattivo
Off Side	Côté route	Lato passeggero
Oil	Huile	Olio
Olive	Olive	Oliva
On	Marche	1. Acceso 2. Attivo
Open	Ouvrir	Aprire
Opened	Ouvert(e)	Aperto
Opening	Ouverture	Apertura
Operating	Fonctionnement, de	Operativo
Option	Option	Opzione
Optional	Optionnel(le)	Opzionale
Orange	Orange	Arancione
Original	Original	Originale
O Ring	Joint torique	Anello di tenuta toroidale
Out	Sorti(e)	1. Fuori 2. Esterno
Outer	Extérieur(e)	Esterno
Outlet	Sortie	Sbocco
Output	Production	Uscita
Overhead	Surélevé	in testa
Overload	Surcharge	Sovraccarico

P

Packer	Garniture d'étanchéité	Imballatore
Panel	Panneau	Pannello
Part	Pièce	Ricambio
Pedal	Pédale	Pedale
Pick-up	Prendre / en lever	Ripresa
Pilot (pressure)	Pilote	Pilota
Pin	Cheville	Perno
Pinion	Pignon	Pignone

When ordering replacement parts, always give the machine's Serial Number and specify Part Number, Quantity & Description



Pink	Rose	Rosa
Pipe	Tuyau	Tubo
Piping	Tuyauterie	Tubazione
Piston	Piston	Pistone
Pivot	Pivot	Perno di testa
Plastic	Plastique, matière	Plastica
Plate	Plaque	Piastra
Plinth	Plinthe	Base
Plug	Bouchon / Prise électrique	Spina
Point	Point	Punto
Poppet Valve	Soupape / Clapet	Valvola supporto verticale
Ports	Orifices	Porte
Position	Position	Posizione
Positioned	Positionné(e)	Posizionato
Post	Montant	Montante
Potentiometer	Potentiomètre	Potenziometro
Power	Puissance	Potenza
Pneumatic (See Also Air)	Pneumatique	Pneumatico (vedi anche Aria)
Pressure	Pression	Pressione
Primer	Amorce / Apprêt	Innesco
Production	Production	Produzione
Prop	Support	Puntello
Propshaft	Arbre de transmission	Albero puntello
Pull	Tirer	Tirare
Pulley	Poulie	Puleggia
Pulsation	Pulsation	Pulsazione
Pulse	Impulsion	Polso
Pump	Pompe	Pompa
Purple	Violet	Porpora
Push	Pousser	Spingere

Q

Quick Release	Rapide, raccord	Disinnesco rapido
----------------------	-----------------	-------------------

R

Radiator (Rad)	Radiateur	Radiatore (rad)
Raise	Soulever	Sollevare
Raised	Soulevé(e)	Sollevato
Ram	Vérin	Pistone
Ratio	Rapport	Rapporto
Rear	Arrière	Retro

When ordering replacement parts, always give the machine's Serial Number and specify Part Number, Quantity & Description



Red	Rouge	Rosso
Reducer	Réducteur	Riduttore
Reducing	Réduction, de	Riduzione
Reduction	Roue / Enrouleur	Riduzione
Reel	Bobine	Bobina
Refer	Voir	Riferimento
Refill	Remplir	Rabbocco
Regulator	Régulateur	Regolatore
Related	Relatif	Correlato
Relay	Relais	Relè
Release	Dégagement	Disinnesco
Relief Valve	Soupape de sûreté	Valvola di sfogo
Remote	A distance / Distance, à	Remoto
Repair	Réparation	Riparazione
Replacement	Remplacement	Sostituzione
Resister	Résistance	Resistore
Restrictor	Restriction	Limitatore
Retainer	Retenue, dispositif de	Fermo
Retaining	Retenue, de	Sostegno
Return	Retour	Ritorno
Reverse	Inverse	Retromarcia
Reversing	Recul	Inversione di marcia
Right	Droite	Destra
Right Hand Drive (RHD)	Conduite à droite	Guida a destra
Rim	Jante	Bordo
Ring	Bague	Anello
Road	Route	Strada
Rod	Tige	Asta
Rolling	Roulant, de roulement	Rotolante
Rotary	Rotatif	Rotante
Rotate	Tourner	Ruotare
Rotating	Tournant	Rotante
Rotation	Rotation	Rotazione
Rubber	Caoutchouc	Gomma

S

Safety	Sécurité	Sicurezza
Scraper	Racleur	Raschietto
Screen	Ecran	Schermo
Screw	Vis	Scheggia

When ordering replacement parts, always give the machine's Serial Number and specify Part Number, Quantity & Description



Hex hd (hexagonal head)	Vis à tête 6 pans	Testa esagonale
skt hd (socket head)	Vis à tête creuse	Brugola
csk hd (counter-sunk head)	Vis à tête fraisée	Svasata
Seal	Garniture d'étanchéité	Chiusura ermetica
Sealant	Etanchéifiant	Materiale di tenuta
Sealing	Etanchéité, d'	Sigillante
Seat	Siège	Sedile
Securing	Fixation, de	Fissaggio
Selector Shaft	Levier de commande	Albero selettore
Self Tapping	Auto-taraudeur	Autofilettante
Sender	Expéditeur / Transmetteur	
Sensor	Capteur	Sensore
Separation	Séparation	Separazione
Serial	Série, de	Seriale
Service Exchange (S/EX)	Echange standard	Scambio di servizio
Setscrew	Vis de calage	Vite di fermo
Shaft	Arbre	Albero
Shells	Calandres	Gusci
Shield	Ecran	Scudo
Shim	Cale	Zeppa
Shock Absorber	Amortisseur	Ammortizzatore
Shoe	Patin	Scarpa
Short	Court(e)	Ganascia
Shovel	Pelle	Pala
Side Access Door	Porte d'accès latéral	Sportello accesso laterale
Sight	Vue	Mirino
Silencer	Silencieux	Silenziatore
Silicon	Silicone	Silicone
Single	Simple	Singolo
Skirt	Jupe	Bordatura
Slate	Ardoise	Ardesia
Sleeve	Gaine	Manicotto
Slew	Pivoter	Ruotare
Slewing	Orientation	Rotazione
Sliding	Coulissant	Slittamento
Slotted	Fente, A	Sfinestrato
Small	Petit(e)	Piccolo
Socket	Prise	Presa
Solenoid	Solénoïde / Noyau	Solenoid

When ordering replacement parts, always give the machine's Serial Number and specify Part Number, Quantity & Description



Spacer	Pièce d'espacement	
Spare	Rechange, pièce de	
Speakers	Haut-parleurs	
Special	Spécial(e)	
Speed	Vitesse	
Spherical	Sphérique	
Spigot	Goujon / Tube de jonction	
Spindle	Broche	
Splined	Cannelé	
Split Pin	Goupille fendue	
Splitter	Répartiteur	
Spray	Pulvérisateur	Spray
Spring	Ressort	Molla
Stabiliser	Stabilisateur	Distanziatore
Stabilising	Stabilisation	Ricambio
Stack	Pile	Altoparlanti
Standard	Standard	Speciale
Standpipe	Colonne montante	Velocità
Starter	Démarrreur	Sferico
Steel	Acier	Gradino di centraggio
Steering	Direction	Mandrino
Stiffener	Raidisseur	Scanalato
Stop	Arrêt	Coppiglia
Stowage	Arrimage	Sdoppiatore
Straight	Droit(e)	Sistemazione bagagli
Strap	Sangle	Dritto
Strip	Bande	Cintura
Stem	Tige	Guarnizione
Storage	Rangement	Stelo
Strap	Attache	Bagagliaio
Strut	Jambe	Puntone
Stub	Souche	Mozzicone
Stud	Goujon fileté	Prigioniero
Studded	Barrettes, A	Fissato con prigionieri
Studding	Colombage	Fissaggio con prigionieri
Sub Frame	Faux-châssis	Sottotelaio
Suction Fan	Turbine d'aspiration	Ventola aspirante
Suction Nozzle	Buse d'aspiration	Ugello aspirante
Sump	Carter	Coppa

When ordering replacement parts, always give the machine's Serial Number and specify Part Number, Quantity & Description



Supply	Fourniture	Alimentazione
Support	Support	Supporto
Suppression	Suppression	Soppressione
Suspension	Suspension	Sospensione
Sweep	Balayage	Curvatura
Sweeping	Balayant, de balayage	Formatura a sagoma
Swing	Balancement	Oscillazione
Switch / Switches	Interrupteur / Interrupteurs	Interruttore / Interruttori
Swivel	Pivotant	Parte girevole
System	Système	Sistema

T

Tab Washer	Rondelle à languettes	Rondella di sicurezza
Tachograph	Tachygraphe	Tachigrafo
Tachometer	Tachymètre	Tacometro
Tandem	Tandem	Tandem
Tank	Réservoir	Serbatoio
Tapered	Conique	Conico
Taper Lock	Verrou conique	Serratura conica
Tee Key	Clé à béquille	Chiave a T
Temperature (Temp)	Température (temp.)	Temperatura (Temp)
Template	Gabarit	Sagoma
Tensioner	Tendeur	Tensiometro
Terminal	Borne	Terminale
Test	Test	Test
Thermostat	Thermostat	Termostato
Thick	Epais	Spesso
Thimble	Dé	Bussola
Thin	Mince	Sottile
Throttle	Accélérateur	Farfalla
Thrust	Poussée	Spinta
Tie Rod	Tirant	Tirante
Tilt	Inclinaison	Inclinazione
Tilting	Inclinable	Inclinazione
Timer	Minuterie	Timer
Timing	Minutage	Temporizzazione
Toggle	Bascule	Ginocchiera
Tool	Outil	Attrezzo
Toolbox	Boîte à outils	Cassetta attrezzi
Toothed	Dentelé(e)	Dentato

When ordering replacement parts, always give the machine's Serial Number and specify Part Number, Quantity & Description



Top	Dessus	Cima
Tow	Remorquer	Rimorchio
Tow Ball	Boule de remorquage	Sfera rimorchio
Tow Bar	Barre de remorquage	Barra rimorchio
Tow Point	Point de remorquage	Punto di rimorchio
Track Rod	Barre d'accouplement	Barra di accoppiamento
Trailer	Remorque	Rimorchio
Transfer Gearbox	Boîte de transfert intermédiaire	Scatola del cambio a trasferimento
Transmission	Transmission	Trasmissione
Travel	Course	Corsa
Trunking	Jonction	Circuito di collegamento
Trunnion	Tourillon	Perno di articolazione
Tube	Tube	Tubo
Tubing	Tubage	Tubazione
Turbocharger (Turbo)	Turbocompresseur	Turbocompressore
Twin	Jumelé	Gemello
Type	Type	Tipo
Typical	Typique	Tipico
Tyre	Pneu	Pneumatico

U

Uncompressed	Non comprimé	Decompresso
Underside	Dessous	Disotto
Universal Joint (U/J)	Joint universel / Croisillon	Giunto universale
Union	Raccord	Unione
Unit	Unité	Unità
Un-Loader	Déchargeur	Scaricatore
Up	Dessus	Su
Update	Mise à jour	Aggiornamento
Usage	Utilisation	Utilizzo

V

Valve	Vanne / Soupape	Valvola
Variant	Variante	Variante
Vehicle	Véhicule	Veicolo
Voltage	Tension	Voltaggio

W

Wander Hose	Flexible aspirateur	Tubo flessibile mobile
Warning	Avertissement	Avvertenza
Washer	Rondelle	Rondella

When ordering replacement parts, always give the machine's Serial Number and specify Part Number, Quantity & Description



Water	Eau	Acqua
Wear	Usure	Usura
Weed Ripper	Désherbage, dispositif de	Sarchiatore
Welded	Soudé	Saldato
Wheel	Roue	Ruota
White	Blanc(he)	Bianco
Wide Sweep	Balayage large	Curvatura larga
Windscreen	Pare-brise	Parabrezza
Wiper	Essuie-glace	Tergicristallo
Wires	Câblage	Fili
Wiring – black, blue, brown, green, grey, orange, pink, purple, red, white yellow	Câblage – noir, bleu, marron, vert, gris, orange, rose, violet, rouge, blanc jaune	Cablaggio Nero, Blu, Marrone, Verde, Grigio, Arancione, Rosa, Porpora, Rosso, Bianco Giallo
Work Light	Lampe de travail	
X		
Xenon	Xénon	Xenon
Y		
Yellow	Jaune	Giallo

When ordering replacement parts, always give the machine's Serial Number and specify Part Number, Quantity & Description



ENGLISH	ESPAÑOL	SVENSKA
A		
Access	Acceso	Tillgång
Accessories	Accesorios	Tillbehör
Accelerator	Acelerador	Gaspedal
Actuator	Accionador, servomotor	Aktiverare
Adaptor (adapt)	Adaptador (Adapt.)	Övergång
Adapter Flange	Brida del adaptador	Övergångsfläns
Adaptor Plate	Disco del adaptador	Övergångsplatta
Adaptor, Straight	Tramo recto del adaptador	Rak övergång
Adjuster	Regulador	Justering
Adjuster Kit	Juego regulador	Justeringssatts
Adjuster Valve	Válvula del regulador	Ventiljustering
Adjustable	Ajustable	Justerbar
Aerial	Antena	Antenn
Air	Aire	Luft
Air Cleaner	Purificador de aire	Luftrenare
Air Conditioner	Aire acondicionado	Luftkonditionering
Air Cylinder	Cilindro de aire	Luftcylinder
Air Filter	Filtro de aire	Luftfilter
Air Manifold	Distribuidor de aire	Luftfördelare
Air Mass Meter	Medidor de masa de aire	Luftmätare
Air Feed	Inyector de aire	Luftförsörjning
Air Air Chute	Conducto neumático	Dränering
Air Outlet	Salida de aire	Överskottsluft
Air Muffler	Silenciador de aire	Luftljuddämpare
Air Pressure Regulator	Regulador de presión del aire	Luftregulator
Air Ram	Aire a presión	Luftkolv
Air Valve	Válvula de aire	Luftventil
Air Vent Pipe	Tubería del sistema de ventilación	Luftventilsrör
Alternator	Alternador	Generator
Alternator Interface	Acoplamiento del alternador	Generatorfäste
Aluminium (Alum)	Aluminio (Alum.)	Aluminium
Anchor	Anclaje	Ankare
Angle	Ángulo	Vinkel
Antiluce Fastener	Elemento de sujeción "Antiluce"	Låsbeslag(sidodörr)

When ordering replacement parts, always give the machine's Serial Number and specify Part Number, Quantity & Description



Amendment (Amdt.)	Corrección (Correc.)	Rättelse/förbättring
Amplifier	Amplificador	Elektrisk förstärkare
Arrangement	Disposición	Arrangemang
Ashtray	Cenicero	Askkopp
Assembly (Assy)	Conjunto (Conj.)	Sätta ihop
Auto Blanking	Borrado automático	Automatisk stängning
Automatic	Automático	Automatisk
Auxiliary	Auxiliar	Extra
Axle	Eje	Axel
Axle Beam	Viga del eje	
Axle Bolt	Perno del eje	Axelbult
Axle Breather	Respiradero del eje	
Axle Carrier & Tube	Tubo y soporte del eje	
Axle Front	Frontal del eje	Framaxel
Axle Rear	Trasera del eje	Bakaxel
Axle Washer	Arandela del eje	Axelbricka

B

Back Plate	Contraplato	Bakstycke
Bag	Bolsa	Säck
Ball	Bola	Kula
Ball End	Lado esférico	
Ball Joint	Rótula	
Ball Valve	Válvula de bola	Kulventil
Bar	Barra	Ramp
Basin	Vasija	Skål
Battery	Batería	Batteri
Battery Housing	Alojamiento de la batería	Batterikåpa
Battery Terminals	Bornes de la batería	Batteriterminal
Battery Lead	Cable de la batería	Batteribly
Battery Tray	Bandeja de la batería	Batteri platta
Beacon	Faro	Varningsljus
Beacon Bar	Barra del faro	Takramp varningsljus
Beam	Haz	Strålkastare
Bearing	Cojinete	Lager
Bell Housing	Carcasa del embrague	Svänghjulsåpa
Bellows	Fuelle	Bälg
Belt	Correa	Remm
Black	Negro	Svart
Blanking	Borrado	Stängning

When ordering replacement parts, always give the machine's Serial Number and specify Part Number, Quantity & Description



Beeper	Emisor de tonos	Backvanare
Blind Rivet	Remache ciego	Popnit
Block	Bloque	Stänga/sätta igen
Blue	Azul	Blå
Board	Tablero	Skiva
Body	Cuerpo	Kropp
Bolt	Perno	Bult
hex hd (hexagonal head)	cab. hexag. (cabeza hexagonal)	Bult (sexkanthuvud)
skt hd (socket head)	cab. hueca (cabeza hueca)	Bult försänkt huvud
csk hd (counter-sunk head)	cab. avell. (cabeza avellanada)	
Boom	Brazo	Bom
Boost	Empujar	Högeffekt
Bore	Calibre	Borra
Boss	Refuerzo	Knopp
Bottom	Inferior	Nertill
Bottle	Botella	Flaska
Box	Cuadro	Låda
Brace	Abrazadera	Band
Bracket (Brkt)	Soporte (Sop.)	Konsoll
Brake	Freno	Broms
Brass Wing Nut	Tuerca de mariposa de latón	Mässingsvingmutter
Breather	Respiradero	Luftare
Broom	Escobilla	Kvast
Brown	Marrón	Brun
Brush	Escobilla	Borste
Base	Base	Bas
Buffer	Amortiguador	Dämpare
Build	Construir	Bygga
Bulb	Bombilla	Lampa
Bulkhead	Mampara	Skott (i tank)
Bumper	Parachoques	Kofångare
Bump Stop	Tope	Underkörningsskydd
Bungee Cord	Cuerda elástica	
Bush	Casquillo	Bussning
Buzzer	Zumbador	Summer
Button	Botón	Knapp

When ordering replacement parts, always give the machine's Serial Number and specify Part Number, Quantity & Description

**C**

Cab	Cabina	Hytt
Cable	Cable	Wire
Caliper	Calibrador	
Cam Shaft	Árbol de levas	Kamaxel
Camera	Cámara	Kamera
Canopy	Cúpula	Kanape
Cap	Tapa	Kåpa
Capping	Cubierta	
Carabiner	Mosquetón	Karbidhake
Carrier	Soporte	Bärare
Case	Caja	Fall
Casing	Carcasa	Hölje
Catalogue	Catálogo	Katalog
Catch	Fiador	Fånga
Caution	Precaución	Varning
Centre	Centro	Mitten
Chain	Cadena	Kedja
Chassis	Chasis	Chassie
Check	Control	Kontrollera
Check Valve	Válvula de retención	Kontrollventil
Chute	Conducto	Dränering
Circlip	Resorte circular	Buntband
Circuit	Circuito	Strömkrets
Clamp	Grapa	Klämma
Cleaner	Limpiador	Rengörare
Clevis	Horquilla	
Clip	Pinza	Klämma
Clutch	Embrague	Koppling
Coach	Carrocería	Kaross
Coil	Bobina	Spole
Collar	Casquillo	Krage
Complete	Completo	Slutföra
Components	Componentes	Komponent
Compressor	Compresor	Kompressor
Cone	Cono	Konisk
Connector	Conector	Kontaktor
Connecting	Conexión en curso	Ansluta
Connection	Conexión	Anslutning

When ordering replacement parts, always give the machine's Serial Number and specify Part Number, Quantity & Description



Con Rod (Connecting Rod)	Biela (Biela)	
Continued (Cont.)	Continuación (Cont.)	Fortsatt
Control (Cntrl)	Control (Cont.)	Kontroll
Controller	Controlador	Kontrollant
Conventional	Convencional	Vanlig
Conversion (Conv)	Conversión (Conv.)	Omställning
Cooler	Refrigerador	Kylare
Cooling	Refrigeración	Kylning
Copper	Cobre	Koppar
Core	Núcleo	Stomme
Cotter	Chaveta	Sprint/kil
Coupling	Acoplamiento	Koppling
Cover	Cubierta	Skydd
Cowling	Capó	
Crank-case	Cárter	Vevhus
Cranked	Acodado	Krökt
Cross Member	Travesaño	Tvärstag
Crown Wheel	Corona dentada	Kronhjul
Curb	Borde	Kansten
Cylinder	Cilindro	Cylinder

D

Damper	Amortiguador	Dämpare
Deflector	Deflector	Riktare
Description	Descripción	Beskrivning
Details	Detalles	Detaljer
Detergent	Detergente	Rengöring
Diagram	Diagrama	Diagram
Dial	Cuadrante	Ring
Diaphragm	Diafragma	Diafragma
Diode	Diodo	Diod
Dipped Beam	Luz de cruce	Halvljus
Dipstick	Varilla de nivel de aceite	Olje/mätsticka
Dipstick guide	Guía de la varilla de nivel de aceite	Markering oljesticka
Dipstick tube	Tubo de la varilla de nivel de aceite	Rör oljesticka
Directional	Direccional	Riktningvisare
Dirt	Suciedad	Smutts
Disc/Disk	Disco	Lamell

When ordering replacement parts, always give the machine's Serial Number and specify Part Number, Quantity & Description



Display	Pantalla	Skärm
Distributor	Distribuidor	Distributör
Diverter	Desviador de flujo	Omvändare
Door	Puerta	Dörr
Double	Doble	Dubbel
Dowel	Espiga	Plugg/tapp
Down	Abajo	Ner
Dowty Seal	Junta "Dowty"	
Drag Link Tube	Biela de arrastre	
Drain Plug	Tapón de drenaje	Dräneringsplug
Drive	Transmisión	Köra
Drive Core	Núcleo de la transmisión	Drivaxel
Drive Coupling	Acoplamiento de la transmisión	Drivkoppling
Drive Dog	Retén de la transmisión	
Drive Flange	Brida de la transmisión	Drivfläns
Drive Motor	Motor de la transmisión	Drivmotor
Drive Pump	Bomba de la transmisión	Drivpump
Drive Shaft	Eje de la transmisión	Drivaxel
Drive Tube	Tubo de la transmisión	
Dual Sweep	Doble barrido	Dubbelsug
Dump Valve	Válvula de descarga	Övertrycksventil
Dust	Polvo	Damm

E

Earth, electrical (Ground)	Tierra	Jord
Eccentric	Excéntrico	Eccentrix
Elbow	Codo	Vinkel
Electric	Eléctrico	Elektrisk
Electrical	Eléctrico	Elektriska
Element	Elemento	Beståndsdel
Enclosure	Caja	Omgivet
End	Extremo	Slut
End Plate	Placa de tope	Skyddsplatta
End Cap	Tapa de extremo	Skyddskåpa
Engine	Motor	Motor
Exchange	Intercambio	Växla
Exhaust	Escape	Avgaser
Exhaust Gas Recirculation (EGR)	Recirculación de los gases de escape (EGR)	Avgasventil (EGR)

When ordering replacement parts, always give the machine's Serial Number and specify Part Number, Quantity & Description



Expansion	Expansión	Expantion
Extended	Extendido	Förlängd
Extension	Extensión	Förlängning
Extinguisher	Extintor	Förlängare

F

Fan	Ventilador	Fläkt
Fastener	Sujeción	Fäste
Feed	Alimentación	Försörjning
Female	Hembra	Kvinna
Filler	Embudo	Filler
Filter	Filtro	Filter
Finisher	Unidad de acabado	Avslutare
Fire	Fuego	Eld
First	Primero	Första
Fishtail	Cola de pez	
Fit	Acoplar	Passa
Fitting	Conector	Montering/installation
Fixing	Fijación	Laga
Flange	Brida	Fläns
Flap	Aleta	Dörr / öppning
Flash	Centelleo	Blixt
Flexible (Flexi)	Flexible (Flex.)	Flexibel
Floor	Piso	Golv
Floorplate	Placa de piso	Golvplatta
Flow	Flujo	Flöde
Fluid	Líquido	Vätska
Flywheel	Volante	Stödhjul
Foam	Espuma	Skumm
Fog	Niebla	Dimma
Foot	Pie	Fot
Forward	Directa	Framåt
Frame	Bastidor	Ram
Front	Delantero	Fram
Fuel	Combustible	Drivmedel
Function	Función	Funktion
Fuse	Fusible	Säkring

When ordering replacement parts, always give the machine's Serial Number and specify Part Number, Quantity & Description

**G**

Gain	Ganancia	Vinna
Galvanised	Galvanizado	Galvaniserad
Gantry	Pórtico	Brygga/ställning
Gas	Gas	Gas
Gas Strut	Montante de gas	
Gasket	Junta	Packning
Gauge	Indicador	Tryckmätare
Gauze	Tela metálica	Flor(gasbinda)
Gear	Engranaje	Växel
Geared	Accionado por engranaje	Växlad
Gearbox	Caja de cambios	Växellåda
General	General	I allmänhet
Glass	Vidrio	Glas
Glow Plug	Bujía incandescente	Glödstift
Gobbler (Nozzle Tilt)	"Gobbler"	Tilt (sugbox)
Grab	Gancho	Fånga
Grease	Grasa	Smörja
Greaser	Engrasador	Fett
Green	Verde	Grön
Grey	Gris	Grå
Grill	Rejilla	Grill
Grip	Mango	Grepp
Grub Screw	Tornillo de presión	Avdragare
Grommet	Arandela	
Guard	Protección	Skydd
Guide	Guía	Guide

H

Handbrake	Freno de mano	Handbroms
Hand	Manual, a mano	Hand
Hand Primer	Bomba de mano	Handcreme
Hand Wash	Lavado a mano	Handtvätt
Handle	Asa	Handtag/vred
Hanger	Soporte colgante	Hängare
Harness	Mazo de cables	Sele
Head	Cabeza	Huvud
Headlamp	Faro	Strålkastare
Heat	Calor	Värme
Heatshield	Pantalla térmica	Värmeplåt

When ordering replacement parts, always give the machine's Serial Number and specify Part Number, Quantity & Description



Heater	Calentador	Värmare
High Pressure	Alta presión	Högtryck
Hi Tip	Punta alta	Högtippande
Hinge	Bisagra	Gångjärn
Hinged	Articulado	Gångjärns hängd
Holder	Portaherramientas	Hållare
Hooks	Ganchos	Krokar
Hopper	Tolva	Behållare
Horn	Claxon	Signalhorn
Hose	Tubo flexible	Slang
Hose Tail	Extremo de tubo flexible	Slangände
Hot	Caliente	Varm
Hour Meter	Cronómetro	Timräknare
Housing	Carcasa	Kåpa/skydd
Hub	Cubo	Centrum
Hydraulic	Hidráulico	Hydraulisk
Hydrant	Boca de riego	Brandpost
Hydrant Filler		Brandpost huvud
Hydrant Hose	Tubo flexible de la boca de riego	Brandpostslang
Hydrostatic	Hidrostático	Hydrostatisk

I

Identification	Identificación	Identifiering
Idle	Ralentí	Idealisk
Ignition (Ign)	Encendido (Enc.)	Tändning
Illuminated	Encendido	Eliminerad
Illustrated	Ilustrado	Illustrerad
Illustration	Ilustración	Illustration
Impeller	Propulsor	Impeller
Inclusive	Inclusivo	Inklusive
Information (Info)	Información (Info.)	Information
In	Dentro, entrada	In
Inlet	Admisión	Insläpp
Inlet Cone	Núcleo de admisión	Insläppskona
Inlet Pipe	Tubo de admisión	Insläppsrör
Injection Pump	Bomba de inyección	Injektionspump
Injector	Inyector	Injektor
Injector Pipe	Tubo del inyector	Injektorrör
Input	Entrada	Ingående

When ordering replacement parts, always give the machine's Serial Number and specify Part Number, Quantity & Description



Inseal Strip	Banda de estanqueidad	
Insert	Insertar	Lägga till
Insertion	Inserción	Insättande/tillägg
Installation	Instalación	Installation
Instrument	Instrumento	Instrument
Insulator	Aislante	Isolerare
Inter Cooler	Refrigerador intermedio	Laddluftkylare
Interior	Interior	Inredning
Interim	Intermedio	Interim
Internal	Interno	Invändig
Item	Elemento	Punkt/artikel

J

Jet	Chorro, inyector	Jet
Joint	Articulación	Punkt
Joystick	Palanca de control	Joystick
Jubilee Clip	Pinza "Jubilee"	Slangklämma
Junction	Unión	Korsning

K

Key	Tecla	Nyckel
Key Switch	Interruptor de llave, llave de contacto	Tändningslås
Kerb	Borde	Kantsten
King Pin	Pivote central	
King Post	Palo macho	
Kit	Juego	Satts
Knob	Mando	Knopp

L

Label	Etiqueta	Etikett
Lamp	Lámpara	Lampa
Work Lamp	Lámpara de trabajo	Arbetsljus
Head Lamp	Lámpara de cabeza	Strålkastare
Side Lamp	Lámpara lateral	Positionsljus
Lance	Lanza	Munstycke
Lap Joint	Articulación de solape	Fogpunkt
Large	Grande	Stor
Latch	Pestillo	Regla/stänga
Lead	Plomo, avance	Bly
L.E.D. (Light Emitting Diode)	LED (diodo emisor de luz)	L.E.D diod
Leash	Correa	Remm

When ordering replacement parts, always give the machine's Serial Number and specify Part Number, Quantity & Description



Left	Izquierda	Vänster
Left Hand Drive (LHD)	Conducción por la izquierda (LHD)	Vänsterstyrning
Leg	Pata	Ben
Length	Longitud	Längd
Lens	Lentes	Glas
Level	Nivel	Nivå
Lever	Palanca	Spak/hävstång
Lid	Tapa	Lock
Lift	Levantar	Lyfta
Lifting	Levantamiento	Lyfter
Light	Luz	Ljus
Side Light	Luz lateral	Sidoljus
Head Light	Faro	Strålkastare
Rear Light	Luz trasera	Bakljus
Brake Light	Luz de freno	Bromsljus
Interior Light	Luz interior	Innebelysning
Fog Light	Luz antiniebla	Dimmljus
Linch Pin	Pasador con anilla abatible	
Lining	Revestimiento interior	Bromsbelägg/beklädnad
Link	Articulación	Länk
Linkage	Varillaje de mando	Länksystem
Litre	Litro	Liter
List	Lista	List
Load	Carga, cargar	Lasta
Located	Situado	Placerad
Lock	Cierre, bloqueo	Lås
Locknut	Contratuerca	Läsmutter
Locker	Taquilla	Skåp
Locking	Cierre	Låsa
Long	Largo	Lång
Loom	Cableado eléctrico	Hölje
Loop	Bucle	Förbinda
Low Pressure	Baja presión	Lågtryck
Lower	Inferior, bajar	Sänka
Lubricant	Lubricante	Smörjmedel
Lubrication	Lubricación	Smörjning

When ordering replacement parts, always give the machine's Serial Number and specify Part Number, Quantity & Description

**M**

Machine	Máquina	Maskin
Magnet	Imán	Magnet
Magnetic	Magnético	Magnetisk
Main	Principal	Huvud
Male	Macho	Man
Management	Gestión	Skötsel
Manifold	Distribuidor	Fördelare
Manual	Manual	Manual
Manufactured	Fabricado	Tillverkad
Marker Lamp	Luz de señalización	
Master	Principal	Huvud
Master Cylinder	Cilindro maestro	Huvudcylinder
Maximum (Max)	Máximo (Máx.)	Maximum
Mesh	Malla	Galler
Metal	Metal	Metall
Meter	Metro	Meter
Micro Switch	Microinterruptor	Mikrobrytare
Minimum (Min)	Mínimo (Mín.)	Minimum
Mirror	Espejo	Spegel
Miscellaneous	Varios	Ungefärlig
Modified	Modificado	Modifierad
Module	Módulo	Modul
Monitor	Monitor, controlar	Skärm
Motor	Motor	Motor
Mount	Montura	Montera
Mounted	Montado	Monterad
Mounting	Instalación, soporte	Montera
Mud Flaps	Aleta guardabarros	Stänkskydd
Mud Guard	Guardabarros	Stänkskärm
Muffler	Silenciador	Ljuddämpare
Multi Function	Multifunción, multiuso	Flerfunktion

N

N/A (Not Applicable)		
Narrow	Estrecho	Nära
Near side	Lado izquierdo	Nära sidan
Negative	Negativo	Negativ
Neutral	Neutral, punto muerto	Neutral
New	Nuevo	Ny

When ordering replacement parts, always give the machine's Serial Number and specify Part Number, Quantity & Description



Nipple	Manguito	Nippel
No. (Number)	Número	Nummer
Non Return	Sin retorno	Ingen återvändo
Normal	Normal	Normal
Note	Nota	Not
Nozzle	Boquilla	Munstycke
Number	Número	Nummer
Numerical	Numérico	Numrerad
Nut	Tuerca	Mutter
Nyloc Nut	Tuerca "Nyloc"	Nylocmutter
Hex Nut	Tuerca hexagonal	Mutter sexkant
Plain Nut	Tuerca lisa	Plan mutter
Self Locking Nut	Tuerca autoblocante	Låsmutter
Thin Nut	Tuerca fina	Mutter (tunn)
Nylon Tube	Tubo de nilón	Nylonslang

O

Obsolete	Obsoleto	Föråldrad
Off	Apagado	Av
Off Side	Lado derecho	Vid sidan av
Oil	Aceite	Olja
Olive	Oliva	Oliv
On	Encendido	På
Open	Abrir	Öppen
Opened	Abierto	Öppnad
Opening	Apertura, abertura	Öppning
Operating	Funcionamiento	Köra
Option	Opción	Tillbehör
Optional	Opcional	Valfri/frivillig
Orange	Naranja	Orange
Original	Original	Orginal
O Ring	Junta tórica	O ring
Out (Extended)	Fuera	
Outer	Exterior	Yttre
Outlet	Salida	Överskott
Output	Producción	Utkommande
Overhead	En cabeza	Över huvudet
Overload	Sobrecarga	Överlasta

When ordering replacement parts, always give the machine's Serial Number and specify Part Number, Quantity & Description

**P**

Packer	Tapón estanco	Packare
Panel	Panel	Panel
Part	Pieza	Del
Pedal	Pedal	Pedal
Pick-up (sensor)	Elegir	Sensor
Pilot (pressure)	Piloto	Pilot (tryck)
Pin	Pasador	Pinne
Pinion	Piñón	Pinjong
Pink	Rosa	Rosa
Pipe	Tubo (rígido)	Rör
Piping	Tubería	Rördragning
Piston	Pistón	Kolv
Pivot	Pivote	Styrtapp
Plastic	Plástico	Plast
Plate	Disco, placa	Tallrik
Plinth	Base	Plint
Plug	Enchufe, tapón	Plugg
Point	Punto	Punkt
Poppet Valve	Válvula de resorte	
Ports	Puertos	Port/öppning
Position	Posición	Position
Positioned	Colocado	Placerad
Post	Poste, borna	Stolpe/stötta
Potentiometer	Potenciómetro	Potensiometer
Power	Potencia	Ström
Pneumatic (See Also Air)	Neumático (véase también Aire)	Pneumatisk
Pressure	Presión	Tryck
Primer	Cebador	Primer
Production	Producción	Produktion
Prop	Apoyo	Stöd/palla under
Propshaft	Árbol de transmisión	Kardanaxel
Pull	Tirar, tracción	Drag
Pulley	Polea	Remskiva
Pulsation	Pulsación	Pulserande
Pulse	Pulso	Puls
Pump	Bomba	Pump
Purple	Púrpura	Lila

When ordering replacement parts, always give the machine's Serial Number and specify Part Number, Quantity & Description



Push	Empujar, empuje	Tryck
Q		
Quick Release	Suelta rápida	Snabbkoppling
R		
Radiator (Rad)	Radiador (Rad.)	Kylare
Raise	Levantar	Lyfta
Raised	Levantado	Lyft
Ram	Pistón	Kolv
Ratio	Relación	Radie
Rear	Trasero	Bak
Red	Rojo	Röd
Reducer	Reductor	Reducerare
Reducing	Reducción, reduciendo	Reducera
Reduction	Reducción	Reducering
Reel	Carrete	Hjul
Refer	Ver	Referera
Refill	Rellenar	Återfylla
Regulator	Regulador	Regulator
Related	Relacionado	Besläktad
Relay	Relé	Relä
Release	Liberación	Lösgöra
Relief Valve	Válvula de descarga	Övertrycksventil
Remote	Remoto	Mottagare
Repair	Reparar	Reparera
Replacement	Sustitución	Ersätta
Resister	Registrar, registro	Motstånd
Restrictor	Estrangulador	Strypning
Retainer	Fiador	Förskottshyra
Retaining	Retención	
Return	Retorno	Återvända
Reverse	Inverso	Backa
Reversing	Inversión	Backa
Right	Derecha	Höger
Right Hand Drive (RHD)	Conducción por la derecha (RHD)	Högerstyrd
Rim	Llanta	Kant/fals
Ring	Anillo	Ring
Road	Carretera	Väg
Rod	Varilla	Rulle

When ordering replacement parts, always give the machine's Serial Number and specify Part Number, Quantity & Description



Rolling	Rodamiento	Rullande
Rotary	Giratorio, rotativo	Roterande
Rotate	Girar	Rotera
Rotating	Giratorio, rotativo	Rotera
Rotation	Giro	Rotation
Rubber	Goma	Gummi

S

Safety	Seguridad	Säkerhet
Scraper	Escariador	Skrapa
Screen	Filtro, pantalla	Galler
Screw	Tornillo	Skruv
csk hd (counter-sunk head)	Cab. avell. (cabeza avellanada)	
Hex hd (hexagonal head)	Cab. hexag. (cabeza hexagonal)	Skruv sexkant
skt hd (socket head)	Cab. hueca (cabeza hueca)	Skruv (fösänkt)
Seal	Junta	Tätning
Sealant	Sellante	Flytande tätningmedel
Sealing	Sellado	Täta
Seat	Asiento	Säte
Securing	Fijación	Säkra
Selector Shaft	Eje selector	Väljaraxel
Self Tapping	Aterrajado automático	Självdränerande
Sender	Conmutador selector	Sändare
Sensor	Sensor	Sensor
Separation	Separación	Separerat
Serial	Serie	Serie
Service Exchange (S/EX)	Intercambio de servicio	Utbytesdel
Setscrew	Tornillo de fijación	Sättskruv
Shaft	Eje	Skaft
Shells	Cuerpos	Snäckor
Shield	Protector	Skjöld
Shim	Suplemento	Shims
Shock Absorber	Amortiguador	Stötdämpare
Shoe	Zapata	Sko
Short	Corto	Kort
Shovel	Pala	Skyffel
Side Access Door	Puerta de acceso lateral	Sidodörr
Sight	Vista	Sikt

When ordering replacement parts, always give the machine's Serial Number and specify Part Number, Quantity & Description



Silencer	Silenciador	Ljuddämpare
Silicon	Silicona	Silikon
Single	Único, sencillo	Enkel
Skirt	Faldón	Kjol
Slate	Pizarra	
Sleeve	Manguito	Muff
Slew	Pivotar	Svänga/slira
Slewing	Pivotaje	Svängande/slirande
Sliding	Deslizamiento	Glidande
Slotted	Ranurado	Spräckt
Small	Pequeño	Liten
Socket	Casquillo	Socket
Solenoid	Solenoido	Solenoid
Spacer	Separador	Distans
Spare	Repuesto	Reserv
Speakers	Altavoces	Högtalare
Special	Especial	Special
Speed	Velocidad	Fart
Spherical	Esférico	Klotformig
Spigot	Espiga	Rör
Spindle	Husillo	Spindel
Splined	Acanalado	Flisad/splittrad
Splinter	Partícula	Skärva/splitter
Split Pin	Chaveta hendida	Låspinne
Splitter	Separador	Fördelare
Spray	Pulverizador, rociador	Spaya
Spring	Muelle	Fjäder
Stabiliser	Estabilizador	Stabiliserare
Stabilising	Estabilización	Stabilisera
Stack	Pila	Fullpropad med
Standard	Estándar	Standard
Standpipe	Tubo vertical	Vattenpost
Starter	Motor de arranque	Startmotor
Steel	Acero	Stål
Steering	Dirección	Styrning
Stem	Vástago	Stoppa
Stiffener	Contrafuerte, larguero	Förtjockare
Stop	Parar	Stopp
Storage	Almacenamiento	Lagra

When ordering replacement parts, always give the machine's Serial Number and specify Part Number, Quantity & Description



Stowage	Estiba	Stuvningsutrymme
Straight	Recto	Rakt
Strap	Tira de sujeción	Sätta fast
Strip	Banda	Ta bort
Strut	Puntal	Balk/stötta
Stub	Tope	Stump/talong
Stud	Espárrago	
Studded	Con pasador	
Studding	Pasante	
Sub Frame	Bastidor auxiliar	Underram
Suction Box	Caja de succión	
Suction Fan	Ventilador de succión	Sugfläkt (turbin)
Suction Nozzle	Boquilla de succión	Sugmunstycke
Sump	Sumidero	Oljetråg
Supply	Suministro	Förse
Support	Asistencia, soporte	Stödja
Suppression	Supresión	Undertryck
Suspension	Suspensión	Fjädring
Sweep	Barrido	Sopa
Sweeping	Barrido, barriendo	Sopa
Swing	Oscilación	Svänga
Switch	Interruptor	Brytare
Switches	Interruptores	Brytare
Swivel	Giratorio	Svängbar
System	Sistema	System

T

Tab Washer	Arandela con lengüeta	
Tachograph	Tacógrafo	Färdskrivare
Tachometer	Tacómetro	Hastighetsmätare
Tandem	Tándem	Tandem
Tank	Tanque	Tank
Tapered	Cónico	Avsmalnande
Taper Lock	Cierre cónico	Plugg
Tee Key	Llave en T	Gren
Temperature (Temp)	Temperatura (Temp.)	Temperatur
Template	Plantilla	Mall
Tensioner	Tensor	Sträckare
Terminal	Terminal	Terminal
Test	Prueba	Test

When ordering replacement parts, always give the machine's Serial Number and specify Part Number, Quantity & Description



Thermostat	Termostato	Termostat
Thick	Espeso	Tjock
Thimble	Dedal	Fingerborg
Thin	Delgado	Smal
Throttle	Regulador de gases	Trottel
Thrust	Empuje	Tryck
Tie Rod	Barra de acoplamiento transversal de la dirección	
Tilt	Inclinar	Tilt
Tilting	Inclinación	Tilta
Timer	Temporizador	Timer
Timing	Sincronización	Tids anpassa
Toggle	Báscula	Vippa
Tool	Herramienta	Verktyg
Toolbox	Caja de herramientas	Verktygslåda
Toothed	Dentado	Signalhorn
Top	Superior	Topp
Tow	Remolque	Dra / bogsera
Tow Ball	Bola de remolque	Dragkula
Tow Bar	Barra de remolque	Dragkrok
Tow Point	Punto de remolque	Dragpunkt
Track Rod	Tirante transversal	
Trailer	Remolque	Släp
Transfer Gearbox	Caja de cambios transferencia, caja transfer	Tillsattsväxellåda
Transmission	Transmisión	Transmission
Travel	Recorrido, viaje	Resa
Trunking	Unión	
Trunnion	Muñón	
Tube	Tubo	Rör
Tubing	Sistema de tuberías	Rördragning
Turbocharger (Turbo)	Turbocompresor (Turbo)	Turbo
Twin	Gemelo, bimotores	Dubbel
Type	Tipo	Typ
Typical	Típico	Typisk
Tyre	Neumático	Däck

When ordering replacement parts, always give the machine's Serial Number and specify Part Number, Quantity & Description

**U**

Uncompressed	No comprimido	Okomprimerad
Underside	Inferior	Undersida
Universal Joint (U/J)	Junta cardánica (U/J)	Knutkors
Union	Unión	Förena
Unit	Unidad	Del
Un-Loader	Descargador	Avlastning
Up	Arriba	Upp
Update	Actualizar	Uppdatera
Usage	Uso	Andvändning

V

Valve	Válvula	Ventil
Variant	Variante	Variant
Vehicle	Vehículo	Fordon
Voltage	Tensión	Volt

W

Wander Hose	Tubo flexible móvil	Sugslang (lövsug)
Warning	Advertencia	Varning
Washer	Arandela	Bricka
Water	Agua	Vatten
Wear	Desgaste	Slitage
Weed Ripper	Escardador	Ogräs
Welded	Soldado	Svetsad
Wheel	Rueda	Hjul
White	Blanco	Vit
Wide Sweep	Barrido amplio	Vals
Windscreen	Parabrisas	Vindruta
Wiper	Limpiaparabrisas	Torkare
Wires	Cables	Ledningar
Wiring	Cableado	Ledningsdragning
Black, Blue, Brown, Green, Grey, Orange, Pink, Purple, Red, White Yellow	Negro, Azul, Marrón, Verde, Gris, Naranja, Rosa, Púrpura, Rojo, Blanco Amarillo	Svart Blå Brun Grön Grå Orange Rosa Lila Röd Vit Gul
Work Light	Lámpara de trabajo	Arbetsljus

When ordering replacement parts, always give the machine's Serial Number and specify Part Number, Quantity & Description



X		
Xenon	Xenón	Xenon
Y		
Yellow	Amarillo	Gul
Yoke	Horquilla	Sammankoppla

When ordering replacement parts, always give the machine's Serial Number and specify Part Number, Quantity & Description