



## ILLUSTRATED PARTS CATALOGUE

### SCARAB MISTRAL

### Including Stage 2 Auxiliary Engine

When re-ordering this document please quote the following part number:

**Manual Z031160**

Original Issue . . . . .September 2004  
Amendment 1 . . . . . January 200  
Amendment 2 . . . . . May 2008  
Amendment 3 . . . . .Aug 2008

This manual is published by the Technical Publications Department of Scarab Sweepers Limited and every effort is made to ensure that the information it contains is correct at the time of publication. Due to a policy of continuous development, however, the Company reserves the right to alter the specification and to supply when so altered without reference to illustrations and descriptions in this manual.

## Scarab Sweepers Limited

**Pattenden Lane, Marden, Kent TN12 9QD, England**

Telephone: 01622 831006  
International: +44 1622 831006  
e-mail: scarab@scarab-sales.com

Fax: 01622 832417  
International +44 1622 832417  
Web site: www.scarab-sweepers.com


## IMPORTANT NOTICE TO USERS

It is imperative that the correct model is **FULLY** identified when procuring replacement parts for your Scarab Sweeper. To avoid unnecessary confusion and delays caused by incorrectly ordered parts, please refer to the Vehicle Serial Number Plate and take note of the vehicle's number, **INCLUDING** the prefix letter.

**NOTE:**

The Serial Number Plate is located on the left hand side of the sub-frame, on the rear face of the suction spigot mounting.

The example shown here is for guidance only.



This information **MUST** accompany **EVERY** parts order to ensure that the correct parts are supplied.





# HOW TO USE THIS ILLUSTRATED PARTS CATALOGUE

## INTRODUCTION

This Illustrated Parts Catalogue has been organised to facilitate ease of use when identifying and procuring replacement parts for the Scarab Mistral. The information content has been arranged in a logical manner by creating a number of separate sections, each dealing with a specific aspect or sub-system of the machine. Each section is a self-contained sub-division of the manual, complete with its own table of contents. Where relevant, cross-references from one section to another have been included to enable the user to quickly navigate to the information that gives the required level of detail; for example, the Auxiliary Engine and Fan Pump are called up in Section B - Auxiliary Engine, because they are a part of that system, but for details of internal components and replacement parts the reader is directed by appropriate cross-references, to Section F - Hydraulic System and Equipment. In support of the sections detailing the main sub-systems are two indexes (alphabetical and numerical) and these can be used to identify the correct location/items in the manual when either the part number or the parent assembly are unknown. These should be used as follows:

### WHEN THE PART NUMBER IS KNOWN

When a component's or an assembly's part number is known but the parent assembly is not known, refer to the Index Card at the front of this manual to locate the Numerical Index. Turn to the index and find the part number in the index listing. Note the section and page number(s) and then turn to the appropriate section/page(s). Scan the parts list on the relevant page(s) to locate the part number in question noting its item reference number (this is the number in the left hand column) and its quantity as required. Next, refer to the accompanying illustration and identify the item reference number and the component to which it refers.

### WHEN THE PART NUMBER IS NOT KNOWN

Two methods are available for locating and identifying a component or an assembly when its part number is not known. Firstly, refer to the Index Card at the front of this manual, then, if the item's description is known, refer to the Alphabetical Index to locate the appropriate section/pages. Alternatively, if the machine sub-system to which the item relates is known, refer to the Index Card to locate the appropriate section. Once the correct section is identified, use its Table of Contents to identify the page(s) covering the required information. Turn to the correct page(s) and then refer to the illustration to identify the component or assembly, noting its item reference number. Next, refer to the associated parts list opposite and locate the item reference number identified by the illustration, noting the item's part number, quantity and description as required.

### USING THE PARTS LISTS

The breakdown structure within each parts list reflects the inter-relationship of the various components in what is, loosely, an assembly/disassembly order, however, it must be stressed that this is not necessarily a true reflection of factory assembly/disassembly procedures, but is used to show logical groups of components. The order of information (L to R) is: Item/Part No./Quantity/Description.

The first item on a parts list (the main assembly in question) is always shown in bold uppercase, thus:

<b>065432</b>	<b>1</b>	<b>DESCRIPTION OF MAIN ASSY</b>
---------------	----------	---------------------------------

The succeeding parts generally fall into two categories, namely attaching parts i.e. bolts, screws, nuts, washers etc. or breakdown parts i.e. sub assemblies and/or piece parts.

Attaching parts always immediately follow the assembly, sub-assembly or piece part to which they relate and are indented, for example:

<b>065432</b>	<b>1</b>	<b>DESCRIPTION OF MAIN ASSY</b>
012345	4	Screw, hex hd, M25 x 100 mm long
012346	4	Nut, hex, Nyloc, M12

The breakdown parts are then listed as described earlier in this paragraph with each successive level being indented from its own parent level (as in the foregoing example, attaching parts are listed first), as follows:

**Continued ...**

# HOW TO USE THIS ILLUSTRATED PARTS CATALOGUE

## USING THE PARTS LISTS (Continued)

	065432	1	DESCRIPTION OF MAIN ASSY
	012345	4	. Screw, hex hd, M25 x 100 mm long
	012346	4	. Nut, hex, Nyloc, M12
1	064321	1	. Sub-Assy 1 of Main Assy
	012356	2	. . Screw, skt hd, M6 x 30 mm long
	012344	2	. . Washer, plain, 6 mm
	012355	2	. . Nut, hex, Nyloc, M6
2	045678	1	. . Sub-Sub-Assy 1 of Sub-Assy 1
3	032145	1	. . . Piece part 1 of Sub-Sub-Assy 1
4	032146	1	. . . Piece part 2 of Sub-Sub-Assy 1
5	032187	1	. . . Piece part 3 of Sub-Sub-Assy 1
6	045678	1	. . Sub-Sub-Assy 2 of Sub-Assy 1
7	032142	1	. . . Piece part 1 of Sub-Sub-Assy 2
8	032149	1	. . . Piece part 2 of Sub-Sub-Assy 2
9	064321	1	. Sub-Assy 2 of Main Assy
	012356	2	. . Screw, skt hd, M6 x 30 mm long
	012344	2	. . Washer, plain, 6 mm
	012355	2	. . Nut, hex, Nyloc, M6 etc.

As the parts list develops it can be seen how the individual items comprising the Main Assembly are related and how this relationship is shown by indenting. In some cases these might be actual factory sub-assemblies but they could equally be no more than logical groupings of items that are related to one another, such as a gearbox shaft, the gears that fit on that shaft and the bearings that the shaft runs in.

## ITEM REFERENCE NUMBERS

Item reference numbers are used to cross-refer items from the parts lists to their associated illustrations and vice-versa. Normally, all items other than attaching parts are given a number, however, there are two exceptions:

Attaching parts that are not standard items e.g. a special screw, are given an item reference number.

Items that are not illustrated for a particular reason, e.g. where one half of a handed assembly is already illustrated, or where illustration of that item is superfluous, are listed as not illustrated **(NI)**.

## SCARAB PARTS & SERVICE PROVIDERS

### AUSTRALIA

Rosmech  
2 Newfield Road  
Para Hills West SA 5096  
Tel: 08 8260 5855

### BELGIUM

MOL Cy nv  
VDK Waste Systems  
Dikstmuidesteeweg  
B-8830  
Hooglede  
Tel: 32 51 701681

### CZECH REPUBLIC

A-Tec Service s.r.o.  
Orlovská 22, 713 00  
Ostrava  
Tel: 569 223 040 - 044  
Email: info@a-tec.cz

### FRANCE

Dominique Declercq Distribution  
Avenue d'Immercourt ZI Est  
62000 Arras  
Tel: 33 3 212 27590

### GERMANY

Terra-Trade Import/Export GmbH  
Terra-Vertrieb & Kundendienst West  
Kruger & Co KG  
Gewerbegebiet Nord  
Lauchaer Höhe  
D-99880 Waltershausen  
Tel: 49 3622 6410

### GREECE

D F Sarantopoulos  
210 Lenorman Street  
104 43 Athens  
Tel: 30 1 51 46 411

### HUNGARY

Terra-Trade Import/Export GmbH  
**SEE GERMANY**

### IRELAND

National Sweepers Sales & Plant  
Unit 2D, Kylemore Ind Est  
Killeen,  
Dublin 10  
Tel: 00353 1 6234354  
Email: info@nationalsweepers.com

### ISRAEL

Gad-El Ltd  
Keren Hayesod St 25.  
Kiryat-Ata 28103  
Israel  
Tel: 972 4 8728594

### ITALY

S & B S.r.l. - Via Coronelli,  
10 - MILANO  
Tel: +39/02/48955523 - Fax.  
39 02 47715810

### NETHERLANDS

DHM  
Hautstraat 2A  
8471 ZX Wollega  
Tel: 31 561 611611

### NEW ZEALAND

Rosmech  
2 Newfield Road  
Para Hills West SA 5096  
Tel: 08 8260 5855

### NORTHERN IRELAND

McCreath Taylor (NI) Ltd.  
Flush Park, Knockmore Ind. Est.  
Lisburn  
Co. Antrim BT28 2DX  
Tel: 01846 662756

### NORWAY

C. Grindvold A/S  
Ostre Aker Vei 260  
0976 Oslo  
Norway  
Tel No 47 22 82 0000  
Fax No 47 22 82 0001

### OMAN

Alfairuz Trading & Cont. Co. Ilc  
PO Box 330  
Postal Code 113  
Muscat  
Tel: 968 561399  
Fax: 968 561036

### POLAND

Arcon Industrial Service Corp. SP Z O.O  
UL Baletowa 14, 02 - 867  
Warszawa  
Tel No: (+48-22) 648 08 10  
Fax No: (+48-22) 643 73 66

### PORTUGAL

Silvia Ltd.  
Avenida Infante Santo, 53, r/c Esq  
1300 Lisboa  
Tel: 351 1 397 40 18

### RUSSIAN FEDERATION

Terra-Trade Import/Export GmbH  
**SEE GERMANY**

### SCOTLAND

Applied Sweepers Ltd.  
Bankside, Falkirk  
FK2 7XE  
Tel: 01324 611666

### SERBIA

Farm Industries d.o.o  
Vejka Petrovica 6  
Novi sad 210000  
Tel: 00381 21 450391

### SPAIN

Piquer Maquinaria, SA  
Apartado de Correos, 3071  
04080 Almeria  
Tel: 34 950 62 50 60

### SWEDEN

REN VAG AB  
Gronbogartan 2  
50468 Boras  
Tel: 46 33 106460

### TAIWAN

Heising Enterprise & Trading Co Ltd  
No 186 Nanking East Road  
Sec 4 Tapei 105  
(P.O Box 36-113)  
Tel: 225 789818

### TURKEY

Tatmak  
Istanbul Cad  
No 8a Gokturk  
Kemerburgaz  
Istanbul  
Tel: 0092 12322 1200

### UK (Northern England)

Londonderry Garage Ltd.  
Londonderry, Northallerton  
North Yorkshire DL7 9NB  
Tel: 01677 424627 / 422185

### UK (England & Wales)

Scarab Sweepers Ltd.  
Pattenden Lane  
Marden  
Kent TN12 9QD  
Tel: 01622 831006

### UKRAINE

Wordteks  
22A Geroyev Stalingrada Street  
18016 Cherkassy  
Ukraine  
Tel: +38 (0472) 323644

### UNITED ARAB EMIRATES

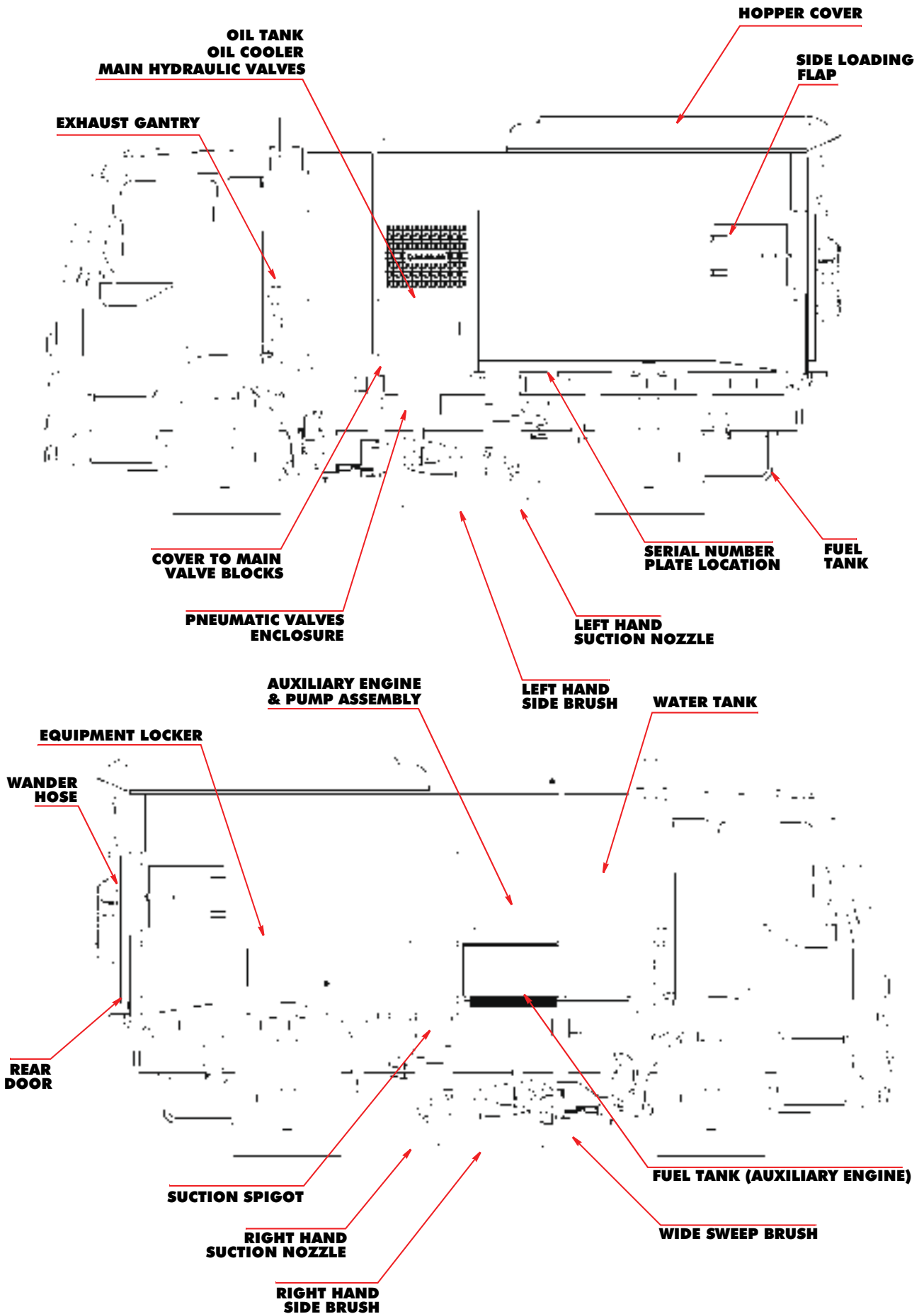
Matrix  
PO Box 7674  
Abu Dhabi  
UAE  
Tel: 971 2554 6070

## WARRANTY STATEMENT

1. Scarab Sweepers Limited (hereinafter referred to as the Company) warrants that (subject to the other provisions of the published Terms and Conditions of Sale - available upon request) upon delivery and for a period of 12 months from the date of actual delivery, or 2,000 running hours from the date of actual delivery whichever is sooner, the Goods correspond with their specification at the time of delivery, and will be free from defects in materials and workmanship.
2. The Company does not warrant the condition or quality of any used Goods supplied to the Customer, or other truck manufacturers' chassis cab content or to the engine fitted in the Scarab Minor Sweeper or to any other component not manufactured by the Company and any such warranty claims must be submitted to the manufacturer of that component, or their locally appointed agent.
3. The Company shall not be liable for a breach of any of the warranties in condition 1 unless the Customer gives written notice of the defect to the Company, and (if the defect is as a result of damage in transit) to the carrier, within 7 days of the time when the Customer discovers or ought to have discovered the defect.
4. The Company shall not be liable for a breach of any of the warranties in condition 1 if the Customer makes any further use of such Goods after giving such notice, the defect arises because the Customer failed to follow the Company's oral or written instructions as to the storage, installation, commissioning, use or maintenance of the Goods or (if there are none) good trade practice, or the Customer alters or repairs such Goods without the written consent of the Company, or uses non genuine parts to effect a repair.
5. The following consumable items listed are excluded from the Company warranty:
  - all fuel oils,
  - antifreeze,
  - all brush link pivots and bushes,
  - wander hoses, suction nozzles,
  - body inlet ducts, wearing plates,
  - high pressure water pump piston seals and valves,
  - door seals,
  - inlet seals,
  - batteries,
  - tyres,
  - all brushes,
  - lift cables,
  - rubber skirts,
  - suction nozzle wheels,
  - flap trunking,
  - deflectors,
  - screens flaps or blanking plates,
  - water pump diaphragm valves and water jets,
  - all filter strainers and elements,
  - windows,
  - glass mirrors,
  - light bulbs,
  - fuses,
  - brake lining pads,
  - auxiliary drive belts and any other part normally regarded as consumable.
6. Any parts replaced under the terms of this warranty will be covered by the unexpired portion of this warranty.
7. Subject to conditions 3 and 4, if any of the Goods do not conform with any of the warranties in condition 1 the Company shall at its option repair or replace such Goods (or the defective part) or refund the price of such Goods at the pro rata Contract rate provided that, if the Company so requests, the Customer shall, at the Customer's expense, remove the defective Goods or part of such Goods and return the Goods or the part of such Goods which is defective to the Company. Parts replaced under warranty will be delivered by the Company FOB port of exportation.
8. If the Company complies with the terms contained in this statement it shall have no further liability for a breach of any of the warranties in condition 1 in respect of such Goods.
9. No representative or agent of Scarab Sweepers Limited has the authority to add or to vary these Warranty Conditions except with the Company's official confirmation in writing from Scarab Sweepers Limited, head office in Marden Kent, England.

For further information, please refer to the Company's Terms & Conditions of Sale. In the event of conflict between this Warranty Statement and the Company's Terms & Conditions of Sale the latter will prevail.

# MAIN FEATURES OF A SCARAB MISTRAL







## **REMEMBER, ACCIDENTS DON'T JUST HAPPEN, THEY ARE CAUSED.**

1. Before driving the vehicle, ensure that **ALL** relevant Vehicle Checks have been completed.
2. Before starting the engine, ensure that **ALL** controls are switched **OFF** and that the vehicle is in **NEUTRAL**.
3. Before raising the hopper or working on the machine, ensure that it is positioned on firm, level ground that the engine is stopped, the ignition key is removed and that the parking brake is applied.
4. Before operating the hopper tip or rear door control, ensure that there is sufficient clearance and that it is safe to do so.
5. Always use the hopper prop when working under a **RAISED** hopper.
6. Do **NOT** overload the hopper.
7. Do **NOT** drive the vehicle with the hopper in the **RAISED** position.
8. High pressure water can be hazardous and misuse can result in serious injury. Always wear suitable eye protection and exercise extreme care when operating the high pressure water pump and lance. Never direct the jet at other persons. Beware of electrical installations on buildings, lamp standards and other structures.
9. Do **NOT** permit the suction fan to become excessively dirt encrusted, this will cause an imbalance resulting in vibration levels that can shorten the life and, in extreme cases cause failure, of the motor/bearings and associated components.
10. Observe **ALL** operating/maintenance instructions and advice. These are intended to ensure that your sweeper operates safely and efficiently.

## **VEHICLE CHECKS**

**(All checks are visual unless otherwise stated)**

### **BEFORE DRIVING THE VEHICLE:**


1. Check that the hydraulic oil level is correct.
2. Check for hydraulic oil leaks. in the event of an hydraulic oil leak on Hydrostatic machines, **IMMEDIATELY** disengage the transmission gearbox. Failure to comply can result in damage to the pumps and motors.
3. Check brushes and skirts for wear and remove any items such as string which might have become entangled.
4. Check that all equipment is correctly stowed and that all brushes are in the raised position.
5. Check water spray jets for blockages.
6. Check that hopper screens and fan are clean.
6. Check general vehicle condition for safety.
7. Check exterior lighting for correct operation and general cleanliness.
8. Check the following fluid levels and top up as required:
  - (a) Engine oil
  - (b) Engine coolant
  - (c) Windscreen wash
  - (d) Brake fluid
  - (e) Fuel
9. Check tyres for damage and for correct inflation pressures.

## MAINTENANCE SCHEDULE

ITEM No.	WORK TO BE CARRIED OUT EVERY:	1st 50 Hrs	300 Hrs	1800 Hrs
1	Change engine oil & filter	✓	✓	✓
2	Replace fuel filter	✓	✓	✓
3	Check fuel pump filter	✗	✓	✓
4	Replace air-filter element	✓	✓	✓
5	Replace air-cleaner safety-element	✗	✗	✓
6	Check engine coolant level	✓	✓	✓
7	Check coolant anti-freeze percentage	✗	✓	✓
8	Check auxiliary engine for fluid leaks	✓	✓	✓
9	Check condition & tension of engine V-belts	✓	✓	✓
10	Check engine speed	✓	✓	✓
11	Check hydraulic system for leaks	✓	✓	✓
12	Replace hydraulic return filter	✓	✗	✓
13	Replace high-pressure filter element	✗	✗	✓
14	Check/replace suction filter in hydraulic tank	✗	✗	✓
15	Change hydraulic oil	✗	✗	✓
16	Check hydraulic oil level	✓	✓	✓
17	Clean pneumatic filter & bowl	✓	✓	✓
18	Check pneumatic lubricant level	✓	✓	✓
19	Remove debris from sweep gear	✓	✓	✓
20	Check sweep gear for wear & damage	✓	✓	✓
21	Check all hopper, subframe & water tank mountings	✓	✓	✓
22	Grease sweep gear	✓	✓	✓
23	Check nozzle flaps & wheels for wear and damage	✓	✓	✓
24	Check that sweep gear lifts when reversing vehicle	✓	✓	✓
25	Clean hopper screen & check condition	✓	✓	✓
26	Clean suction fan & check condition	✓	✓	✓
27	Clean engine radiator/oil cooler & check condition	✓	✓	✓
28	Check suction fan speed	✓	✓	✓
29	Check water filters & clean as required	✓	✓	✓
30	Check all water-spray jets for correct function	✓	✓	✓
31	Check all hopper-door and suction spigot seals	✓	✓	✓
32	Check/adjust rear door closure (when closed)	✓	✓	✓
33	Check H-P water pump oil level	✓	✓	✗
34	Change oil in H-P water pump (more often if pump is used extensively)	✗	✗	✓
35	Road test/check all equipment functions correctly	✓	✓	✓

**NOTE: The foregoing are general recommendations only. Requirements vary from territory to territory and depend on vehicle usage/operating conditions. IF IN DOUBT, CONSULT YOUR NEAREST DEALER.**

**The fitting of genuine Scarab parts is highly recommended. The use of alternatives might compromise the performance and reliability of your sweeper and could invalidate your warranty.**

<b>CAB CONTROLS &amp; INSTRUMENTS</b>	
<b>AUXILIARY ENGINE &amp; RELATED EQUIPMENT</b>	
<b>SUBFRAME, HOPPER &amp; RELATED EQUIPMENT</b>	
<b>SWEEPING &amp; SUCTION EQUIPMENT</b>	
<b>WASHING &amp; DUST SUPPRESSION SYSTEM</b>	
<b>HYDRAULIC SYSTEM &amp; EQUIPMENT</b>	
<b>PNEUMATIC SYSTEM &amp; EQUIPMENT</b>	
<b>ELECTRICAL SYSTEM &amp; EQUIPMENT</b>	
<b>LABELS AND DECALS</b>	
<b>MULTI-LINGUAL GLOSSARY</b>	



**THIS PAGE INTENTIONALLY LEFT BLANK**

# ILLUSTRATED PARTS CATALOGUE

SCARAB MISTRAL

---

## SECTION A CONTROL PANEL & CAB INSTRUMENTS

### Table of Contents

<i>Assembly/Description</i>	<i>Page</i>
CONTROL & INSTRUMENT PANELS	
Main Control Panel - CANbus .....	1
Door Control Panel - CANbus .....	1
CAB VARIOUS	
Side brush - Air Pressure Regulator .....	3
Beacons .....	3




<i>Item</i>	<i>Part Number</i>	<i>Quantity</i>	<i>Description</i>
<b>CONTROL PANEL ASSEMBLY - CANbus</b>			
1	030179SE	1	Control panel, Keypad & Display (Service Exchange Unit)
2	028690	1	. Touch panel enclosure
3	028688	1	. . Fascia, control panel
4	028817	1	. . Mounting Joint
NI	030188	1	. . Ball Joint
5	028692	1	. . Panel Mount (Top)
6	030284	1	. . Overlay, Control panel
	000304	14	. . Button head screw M4 x 10mm
7	028741	1	. . Wiring Loom, Control Panel
NI	028942	1	. . Wiring Loom, Sub Panel CANbus
8	004250	As Req	9 Way CPC Connector (Male)
9	004251	As Req	9 Way CPC Connector (Female)
10	004165	As Req	Pin (Male) CPC terminals
11	004166	As Req	Pin (Female) CPC terminals

<i>Item</i>	<i>Part Number</i>	<i>Quantity</i>	<i>Description</i>
<b>DOOR PANEL ASSEMBLY - CANbus</b>			
1	030600SE	1	Door Pod, Keypad (Service Exchange)
2	028691	1	. Door pod enclosure
3	028689	1	. Fascia, door panel
4	028912	1	. Overlay, door pod
5	000304	2	. Button head screw, M4 x 10mm
NI	028742	1	. . Wiring Loom, Door Panel
NI	030201	1	. Clamp, door pod

When ordering replacement parts, always give the machine's Serial Number and specify Part Number, Quantity & Description



1,3,5,6



**CANbus CONTROL PANEL ASSEMBLY**



1,2,3,4,5

**CANBUS DOOR POD ASSEMBLY**

When ordering replacement parts, always give the machine's Serial Number and specify Part Number, Quantity & Description



<i>Item</i>	<i>Part Number</i>	<i>Quantity</i>	<i>Description</i>
<b>SIDE BRUSH AIR PRESSURE REGULATOR - (OPTION)</b>			
1	023242	1	Mini Regulator
2	023246	1	Gauge 0 - 10 bar
NI	020735	1	Connector, Straight 1/8" BSP
NI	006007	4	Elbow, Push-in 6mm to 1/8" BSP
NI	023245	1	Bracket kit*
NI	030186	1	Air regulator / Gauge Plate*

**NOTE: \***

Please provide machine serial number when ordering replacements.

The brackets/plates used on your sweeper are chassis-specific.

For the widesweep air-pressure regulator and gauge, please refer to Section G of this document.

<i>Item</i>	<i>Part Number</i>	<i>Quantity</i>	<i>Description</i>
<b>CAB BEACONS</b>			
1	014064	1	Beacon, Single 24v
NI	011497	as req	. Bulb 24v
2	024174	1	Beacon Bar 24v
NI	030563	1	. Motor
NI	011497	as req	. Bulb 24v
NI	031035	1	Beacon Bar 58" (Xenon)

When ordering replacement parts, always give the machine's Serial Number and specify Part Number, Quantity & Description





**AIR PRESSURE REGULATOR - OPTION**



**CAB BEACONS**

When ordering replacement parts, always give the machine's Serial Number and specify Part Number, Quantity & Description



**THIS PAGE INTENTIONALLY LEFT BLANK**

When ordering replacement parts, always give the machine's Serial Number and specify Part Number, Quantity & Description

# ILLUSTRATED PARTS CATALOGUE

## SCARAB TRUCK-MOUNTED SWEEPERS

---

### **SECTION B AUXILLIARY ENGINE / FAN PUMP & RELATED EQUIPMENT**

#### **Table of Contents**

<b>Assembly/Description</b>	<b>Page</b>
Auxiliary Engine	
Engine General Arrangement . . . . .	B1
FUEL TANK	
Fuel Tank & Associated components 5.5m Body . . . . .	B3
Fuel Tank & Associated components 6.5m Body . . . . .	B3
FAN PUMP ARRANGEMENT	
Pump, Motor & Build Configurations . . . . .	B5
COOLING ARRANGEMENT	
Engine Cooling System - Schematic . . . . .	B7
SERVICE KITS (TYPICAL)	
50 Hour Service Kit . . . . .	B9
300 Hour Service Kit . . . . .	B9
1800 Hour Service Kit . . . . .	B9


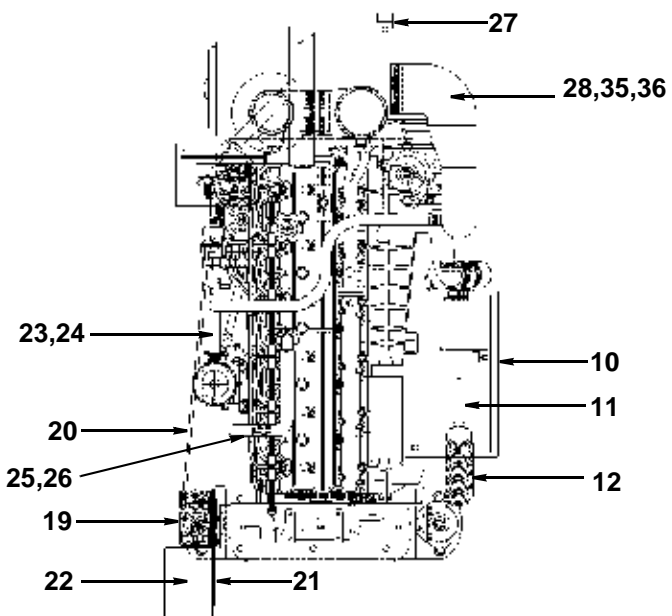
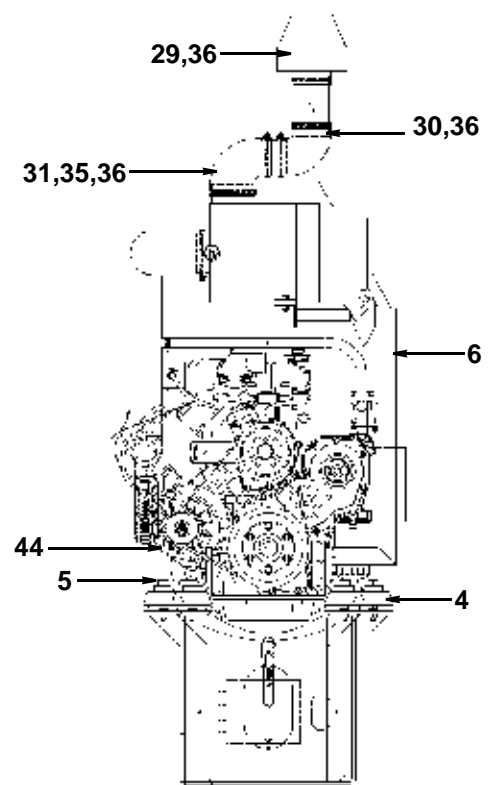
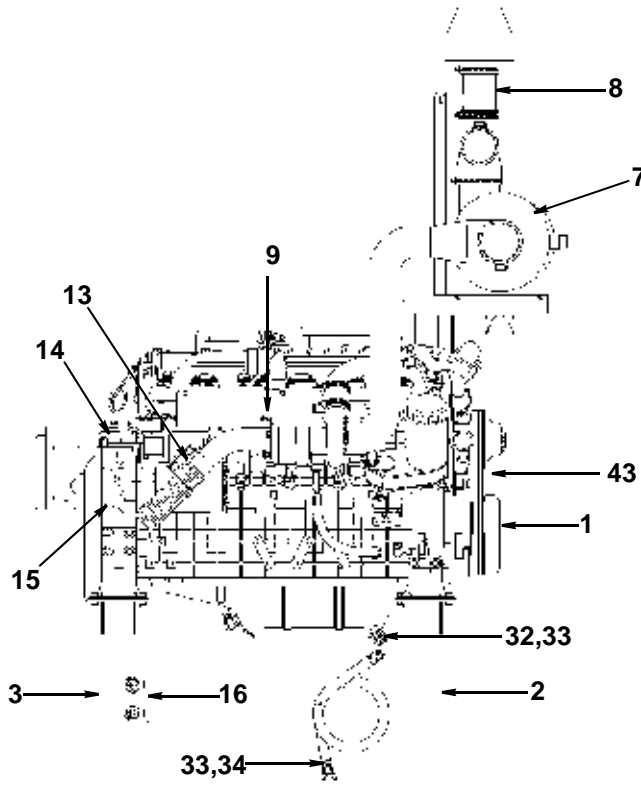
**NOTE : Please Refer to your Detroit Diesel Engine Manual for component parts relating to the HR694HT3 (Auxiliary Engine)**



<i>Item</i>	<i>Part Number</i>	<i>Quantity</i>	<i>Description</i>
	<b>030290</b>	<b>1</b>	<b>AUXILIARY ENGINE GENERAL ASSEMBLY</b>
1	030616	1	VM Engine HR694HT3
2	030302	1	. Front engine cradle
3	030303	1	. Rear engine cradle
4	030724	4	. . Engine mount
5	000169	4	. . Setscrew M14 x 40 x 1.5 (Fine)
6	030783	1	. Airbox gantry
7	025279	1	. . Air Stack cleaner
8	030793	1	. . Air stack
NI	025540	1	. . Connector Air Cleaner
9	030787	1	Splash guard bracket
10	030786	1	Splash guard, turbo
11	030789	1	Turbo outlet
12	030994	1	Exhaust flex
13	013863	1	Lap joint, exhaust
14	025784	1	Mounting kit, egas actuator
15	030997	1	Spacer, actuator mount
16	030285	1	Canbus node actuator
17	025285	1	Actuator, bosch 24v
18	030618	1	Wiring loom, actuator
19	025964	2	Ball and socket kit, 6mm
20	030296	1	Actuator rod
21	030295	1	Actuator mount
22	030287	1	Wiring loom, twin engine
23	011000	0.80m	Hose 5/8"
24	010517	2	Jubilee clip No 0X
25	026826	1	Adaptor, temp sender
26	023588	1	Temp sender - (Cylinder 5)
NI	030630	1	Relay Switch - (Cylinder 2)
NI	026277	1	Buzzer - (Cylinder 6)
27	030875	1	Sensor, filter blocked
28	030794	1	Air inlet pipe
29	020873	1	Stack cap
30	013151	1	Elbow, rubber 3 x 90°
31	025550	1	Elbow, rubber reducing 89 to 76
32	011218	1	Seal, dowty M22
33	002037	1	Adaptor M22 - 1/2" BSP
34	030992	1	Hose 1/2" x 1100 LG (ST/90)
35	003003	2	Jubilee clip No 5
36	012931	5	Jubilee clip No 4
37	030797	1	Silencer guard
38	030788	1	. Exhaust Silencer
39	031053	1	. Exhaust gantry 6.5
40	031056	1	. Exhaust gantry stay 6.5
41	025551	2	. Silencer Clamp
NI	028327	2	. Exhaust shield clip
NI	030465	2	. Exhaust shield clip
42	031055	1	Junction box
NI	031116	1	Heat shield starter
NI	031100	1	Dual node carrier
NI	031101	1	Dual node cover
NI	031102	1	Dual node access panel
43	031290	2	Alternator belt
44	031532SA	1	Starter Motor 24V
45	031533SA	1	Alternator 24V

**NOTE : Please Refer to your Detroit Diesel Engine Manual for component parts relating to the HR694HT3 (Auxiliary Engine)**

When ordering replacement parts, always give the machine's Serial Number and specify Part Number, Quantity & Description



AUXILIARY ENGINE - GENERAL ASSEMBLY

When ordering replacement parts, always give the machine's Serial Number and specify Part Number, Quantity & Description



---


<i>Item</i>	<i>Part Number</i>	<i>Quantity</i>	<i>Description</i>
	<b>030300</b>		<b>FUEL TANK &amp; ASSOCIATED COMPONENTS - 5.5m BODY</b>
1	030299	1	Fuel Tank 117 Litre
2	014167	1	. Cap, fuel
NI	030549	1	. Sender unit, Fuel
NI	030619	1	. . Loom, wiring, Fuel
3	030803	1	Trim panel
4	030790	1	Fuel flap, hopper body
5	030791	1	. Hinge (Fuel flap)
NI	031150	1	Non Return Valve - Fuel

<i>Item</i>	<i>Part Number</i>	<i>Quantity</i>	<i>Description</i>
	<b>030888</b>		<b>FUEL TANK &amp; ASSOCIATED COMPONENTS - 6.5m BODY</b>
1	030891	1	Fuel Tank 135 Litre
2	014167	1	. Cap, fuel
NI	030549	1	. Sender unit, Fuel
NI	030619	1	. . Loom, wiring, Fuel
3	030894	1	Trim panel
4	030918	1	Fuel flap, hopper body
5	030791	1	. Hinge (Fuel flap)
NI	031150	1	Non Return Valve - Fuel

When ordering replacement parts, always give the machine's Serial Number and specify Part Number, Quantity & Description



**B**



1

3

2



4,5

**FUEL TANK & ASSOCIATED COMPONENTS**

When ordering replacement parts, always give the machine's Serial Number and specify Part Number, Quantity & Description




<i>Item</i>	<i>Part Number</i>	<i>Quantity</i>	<i>Description</i>
	<b>030289</b>	<b>1 -</b>	<b>FAN PUMP DOUBLE ASSEMBLY</b>
	<b>030288</b>	<b>- 1</b>	<b>FAN PUMP SINGLE ASSEMBLY</b>
1	023620	11	Pump hydraulic A10V045 ..... F11
2	024592	1	- Pump 23cc RH Double ..... F13
NI	030629	1 -	. Seal kit, (23cc double pump)
2	024593	- 1	Pump 23cc RH single ..... F13
NI	030628	1 -	. Seal kit, (23cc single pump)
3	024537	2 1	Valve flow control
NI	002127	2 1	. O Ring (Spare)
4	026335	2 1	Adaptor block
5	011160	2 3	Adaptor 1/2" BSP
6	011167	2 2	Adaptor 1/2" x 3/8" BSP
7	011159	2 2	Adaptor 3/8" BSP
8	024591	2 1	Hose straight 1" SAE to 1"
9	013518	2 1	. O Ring 31 I/D 3.5 dia
10	011154	4 2	Dowty seal 1/2" BSP
11	011153	2 1	Dowty seal 3/8" BSP
12	000227	8 4	Bolt, hex M8 x 100mm
13	011011	8 4	Setscrew, hex M8 x 25mm
14	012968	1 1	Gasket
15	011093	16 4	Washer, spring M8
16	011092	8 4	Washer M8
17	002079	2 1	Hose S/elbow 3/4" BSP to 1" Hose
18	014104	2 1	Flange elbow 1" SAE
19	000045	4 4	Socket cap screw 3/8" UNC x 1 1/2"
20	011108	4 4	Socket cap screw 1/2" UNC x 1 1/2"
21	011155	2 1	Dowty seal 3/4"
22	011227	1 1	Adaptor 7/16" SAE x 1/4" BSP
23	011226	1 -	Adaptor 7/16" SAE x 1/2" BSP
24	011231	1 -	Hose S/Elbow 1/2" BSP to 5/8"
25	011230	2 -	Flange 1 1/2" SAE Split STD
26	011234	3 -	Hose elbow 1/2" BSP to 5/8"
27	011161	2 -	Adaptor 3/4" BSP
28	011243	2 -	Plug 1/2" BSP
29	011172	2 -	Swivel Elbow 3/8" BSP
30	011210	2 -	Hose Elbow 1" BSP F to 3/4"
31	002040	1 -	Adaptor 5/8" BSP x 1"
32	011156	1 -	Dowty Seal 1" BSP
33	014104	1 -	Flange Elbow 1" SAE
34	031146	2	Stud, Fan pump

When ordering replacement parts, always give the machine's Serial Number and specify Part Number, Quantity & Description





**B**



3

2

4

1



**FAN PUMP ASSEMBLY**

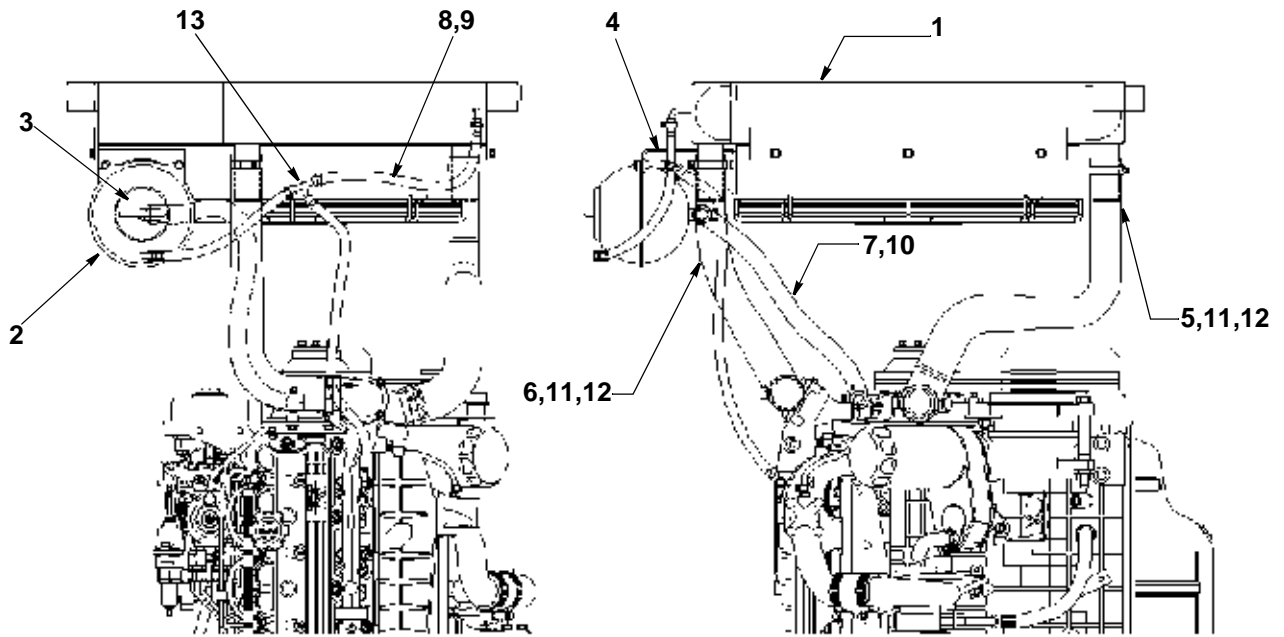
When ordering replacement parts, always give the machine's Serial Number and specify Part Number, Quantity & Description



---

<i>Item</i>	<i>Part Number</i>	<i>Quantity</i>	<i>Description</i>
	<b>D031576</b>		<b>ENGINE COOLING SYSTEM SCHEMATIC</b>
1	030464	1	Combined radiator/oil cooler
2	020517	1	Expansion bottle
3	020518	1	. Expansion cap
4	030870	1	. Bracket, header tank
5	031147	1	Radiator hose
6	031247	1	Radiator top hose
7	011000	1	Hose 5/8"
8	001035	1	Hose 8mm
9	010516	6	Jubilee clip No M00
10	010517	2	Jubilee clip No 0X
11	010595	2	Jubilee clip No 3
12	003007	2	Jubilee clip No 2A
13	003000	1	Tee piece 3/8" Brass

When ordering replacement parts, always give the machine's Serial Number and specify Part Number, Quantity & Description



ENGINE COOLING SYSTEM - SCHEMATIC

When ordering replacement parts, always give the machine's Serial Number and specify Part Number, Quantity & Description



<i>Item</i>	<i>Part Number</i>	<i>Quantity</i>	<i>Description</i>
			<b>AUXILIARY ENGINE - TYPICAL SERVICE KITS</b>
	<b>031231</b>		<b>First Service (50 Hour)</b>
	031226	1	. . Oil Filter, 6 Cylinder VM Engine
	025280	1	. . Air Cleaner - Main Element
	025603	1	. . Fuel Filter, 6 Cylinder VM Engine
	013125	1	. . Filter, Return Element
	<b>031232</b>		<b>300 Hour Service Kit</b>
	031226	1	. . Oil Filter, 6 Cylinder VM Engine
	025280	1	. . Air Cleaner - Main Element
	025603	1	. . Fuel Filter, 6 Cylinder VM Engine
	<b>031233</b>	<b>1</b>	<b>1800 Hour (Annually) Service Kit</b>
	031226	1	. . Oil Filter, 6 Cylinder VM Engine
	025280	1	. . Air Cleaner - Main Element
	025281	1	. . Safety Element, Air Cleaner
	025603	1	. . Fuel Filter, 6 Cylinder VM Engine
	013125	1	. . Filter, Return Element
	025104	1	. . Filter Element - High Pressure
	020687	1	. . Filter Suction Element

When ordering replacement parts, always give the machine's Serial Number and specify Part Number, Quantity & Description

# ILLUSTRATED PARTS CATALOGUE

SCARAB MISTRAL

---

## SECTION C HOPPER, SUBFRAME & RELATED EQUIPMENT

### Table of Contents

<b>Assembly/Description</b>	<b>Page</b>
Hopper, Subframe & Gantry - General Arrangement .....	C1
SUBFRAME/GANTRY & ASSOCIATED COMPONENTS	
Subframe/Gantry - General Arrangement .....	C3
Hopper Prop .....	C5
Automatic Hopper Prop .....	C5
HOPPER & ASSOCIATED COMPONENTS	
Hopper General Arrangement .....	C7
Door Assembly (Cat Flap) .....	C9
Internal Hopper Components .....	C11
Deflector Flap Assembly .....	C13
Auto Blanking Assembly .....	C13
Suction Fan Arrangement & Associated Parts .....	C15
Fan Cleaning Jet Assembly .....	C17
Hopper Cover Arrangement .....	C19
Hopper Rear & Rear Door Components .....	C21
Ram Rear Door Opening Arrangement .....	C23
Ram Rear Door Locking Arrangement .....	C23

**NOTE:**

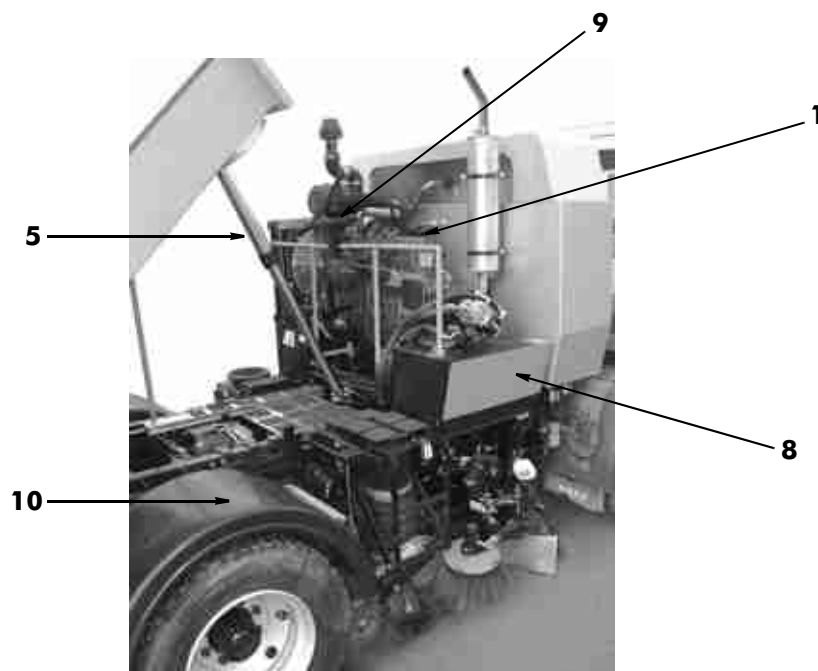

This section does not attempt to cover variations in assemblies such as exhaust gantries or sub-frames. This is because of the many modifications made necessary by differing customer requirements and also as a result of changes introduced by the chassis manufacturers.

In the event that spares are required for these assemblies, please contact your nearest Scarab Dealer or the Scarab Parts Department direct, quoting machine serial number.



<i>Item</i>	<i>Part Number</i>	<i>Quantity</i>	<i>Description</i>
<b>GENERAL ARRANGEMENT OF HOPPER/SUBFRAME &amp; GANTRY</b>			
1	030290	1	. ENGINE ASSEMBLY . . . . . B1
2	030301	1	. WATER TANK, 1250 LITRE . . . . . E7
2	030887	1	. WATER TANK, 1800 LITRE . . . . . E8
3	030877	1	. SUBFRAME ASSEMBLY MISTRAL 6.5 . . . . . C3
3	030711	1	. SUBFRAME ASSEMBLY MISTRAL 5.5 . . . . . C3
4	030313	1	. HOPPER BODY 5.5 . . . . . C7
4	030884	1	. HOPPER BODY 6.5 . . . . . C7
5	020249	1	. HOPPER LIFT RAM . . . . . C3
6	-----	1	. HOPPER PROP . . . . . C5
7	026061	1	. HOPPER COVER - COMPLETE RANGE . . . . . C19
8	030300	1	. FUEL TANK ASSEMBLY 5.5 BODY. . . . . B3
8	030888	1	. FUEL TANK ASSEMBLY 6.5 BODY. . . . . B3
9	-----	1	. GANTRY/HYDRAULICS . . . . . B1, F1
10	-----	As Req	. MUDGUARDS & STAYS. . . . . C3
11	025440	1	. SWITCHBOX (HOPPER UP/DOWN - REAR DOOR OPEN/CLOSE)
12	028591	1	. WORKLAMP

When ordering replacement parts, always give the machine's Serial Number and specify Part Number, Quantity & Description



**HOPPER, SUBFRAME & GANTRY - GENERAL ARRANGEMENT**  
Picture is the 5.5 bodied Mistral

When ordering replacement parts, always give the machine's Serial Number and specify Part Number, Quantity & Description





<i>Item</i>	<i>Part Number</i>	<i>Quantity</i>	<i>Description</i>
<b>GENERAL SUBFRAME / GANTRY ARRANGEMENT</b>			
1	030877	1	Subframe Mistral 6.5
1	030711	1	Subframe Mistral 5.5
2	022591	2	NOZZLE LIFT RAM ASSEMBLY ..... D23
3	022290	1	Suction filter assy
4	022616	1	OIL TANK ASSEMBLY..... F3
5	013065	1	Hinge pin - Hopper
6	020336	2	. Bush
7	024249	1	HOPPER LIFT RAM..... F19
8	010719	1	. Ram pivot
9	013978	1	HOPPER PROP ..... C5
10	000241	1	. Bolt, hex M24 x 130mm
11	000008	1	. Nut, nyloc, M24
12	013714	2	. Bush
NI	030200	2	Scarab Badge
13	030782	1	Exhaust gantry
14	026871	2	. Exhaust pipe bracket
15	030792	1	. Exhaust gantry stay
16	030788	1	. Exhaust silencer
17	030783	1	Air Stack Gantry
18	030793	1	. Air stack
19	030799	2	Ladder Stay
20	030798	1	. Ladder, access
21	030895	1	Floor plate LH - Mistral 6.5
21	030800	1	Floor plate LH - Mistral 5.5
22	030896	1	Floor plate RH - Mistral 6.5
22	030801	1	Floor plate RH - Mistral 5.5
23	030919	1	Handrail LH - Mistral 6.5
23	030784	1	Handrail LH - Mistral 5.5
24	030920	1	Handrail RH - Mistral 6.5
24	030785	1	Handrail RH - Mistral 5.5
25		As Req	SUCTION SPIGOT ..... D23
26	013601	As Req	Seal, spigot
27	030897	1	. Tread plate, spigot cover
28	030893	1	. Spigot cover- Mistral 6.5
28	030802	1	. Spigot cover - Mistral 5.5
29	026955	1	Mudguard support LH
30	026956	1	Mudguard support RH
31	027888	1	Rear light bracket, LH
32	027889	1	Rear light bracket, RH
33	010275	2	Skirt Clamp
34	013145	2	. Skirt, angle
35	010247	2	. Skirt, rubber
36	010606	6	. Carabiner
37	028307	1	HAND PUMP ..... F25
38	028591	As Req	Worklamp, Hellamarine 24v 70 watt
NI	004233	As Req	. Bulb for 028591 Worklamp
39	025997	1	Switchbox, (Hopper Up/Down and Door Open/Close)
NI	024231	1	Switchbox (Door Close)
40	023539	1	Switchbox 2 Position Selector (Wanderboom Shutter Option)

**NOTE:**

The Scarab sweeping equipment is mounted on a wide range of chassis types. The height of the chassis determines which type of suction spigot is fitted. In some cases it may be advisable to obtain either the length of spigot or the machine serial number.

When ordering replacement parts, always give the machine's Serial Number and specify Part Number, Quantity & Description





**SUBFRAME GENERAL ARRANGEMENT**

When ordering replacement parts, always give the machine's Serial Number and specify Part Number, Quantity & Description



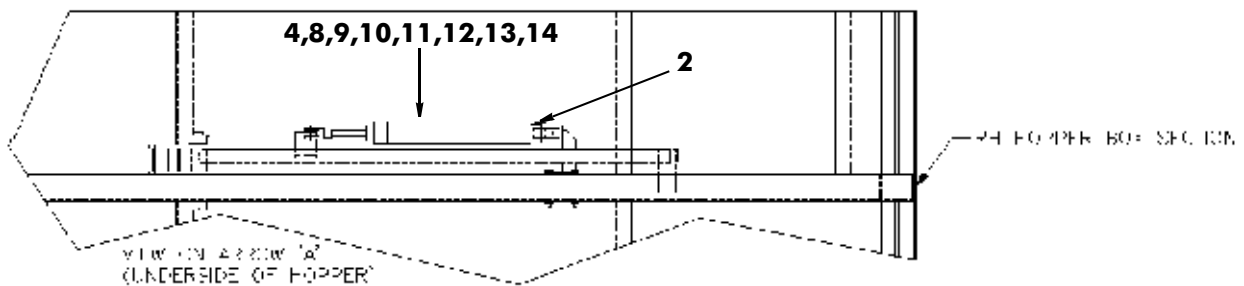
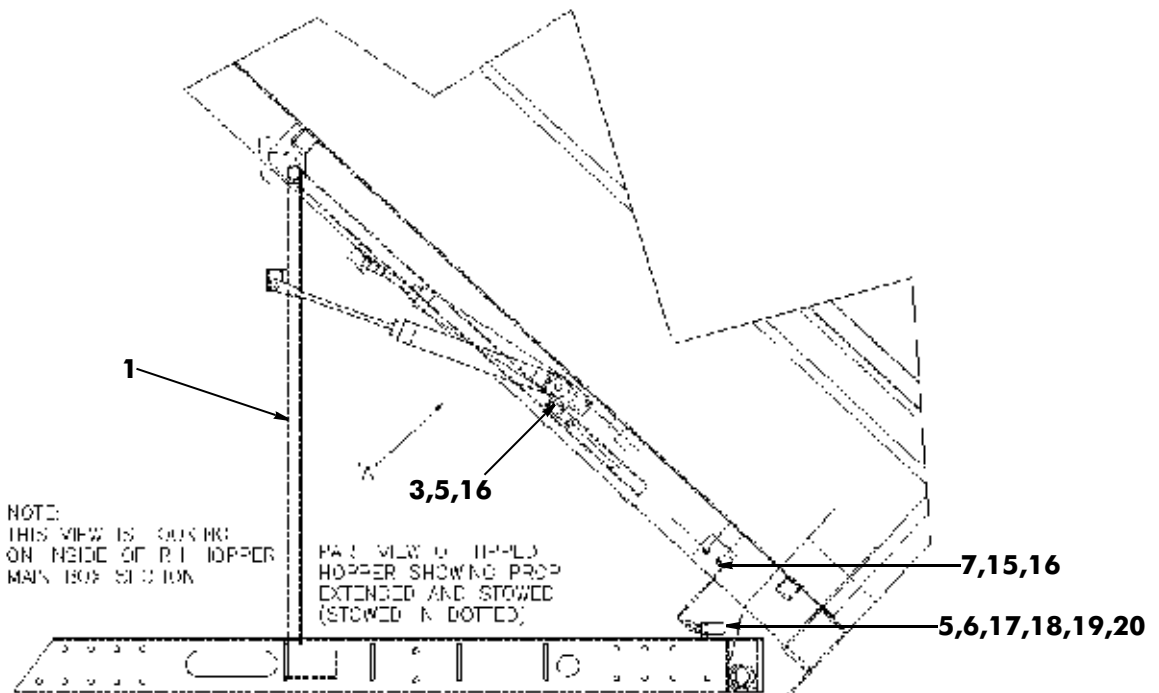
<i>Item</i>	<i>Part Number</i>	<i>Quantity</i>	<i>Description</i>
<b>MANUAL HOPPER SAFETY PROP</b>			
1	020875	1	Hopper prop, <b>Mistral 5.5</b> ..... C3
1	013978	1	Hopper prop, <b>Mistral 6.5</b> ..... C3
2	000241	1	. Bolt, hex M24 x130mm
3	000008	1	. Nut, nyloc M24
4	013714	2	. Bush

<i>Item</i>	<i>Part Number</i>	<i>Quantity</i>	<i>Description</i>
<b>030160 AUTOMATIC HOPPER SAFETY PROP ASSEMBLY - OPTION</b>			
1	030099	1	Hopper prop
2	030100	1	. Bracket, air cylinder
3	030101	1	. Ram mounting catch pocket
4	030156	1	. Air cylinder 40 x 250
5	030158	1	. Proximity switch
6	030159	1	. Proximity mounting
7	030174	1	. Proximity actuator bracket
8	023111	1	. Bellow
9	024650	As Req	. Air pipe
10	014469	1	. Clevis pin
11	023270	1	. Clevis pin
12	023269	1	. Safety fastener
13	022673	1	. Clevis pin turned
14	022674	1	. Clip retaining
15	011415	6	. Bolt M8 x 80 mm
16	011073	6	. Nut, Nyloc M8
17	011067	2	. Screw M6 x 20 mm
18	011071	2	. Nut, Nyloc M6
19	000191	2	. Screw, skt cap, M4 x 25 mm
20	000134	2	. Nut, Nyloc M4

When ordering replacement parts, always give the machine's Serial Number and specify Part Number, Quantity & Description



**MANUAL HOPPER SAFETY PROP**



**AUTOMATIC HOPPER PROP ASSEMBLY**

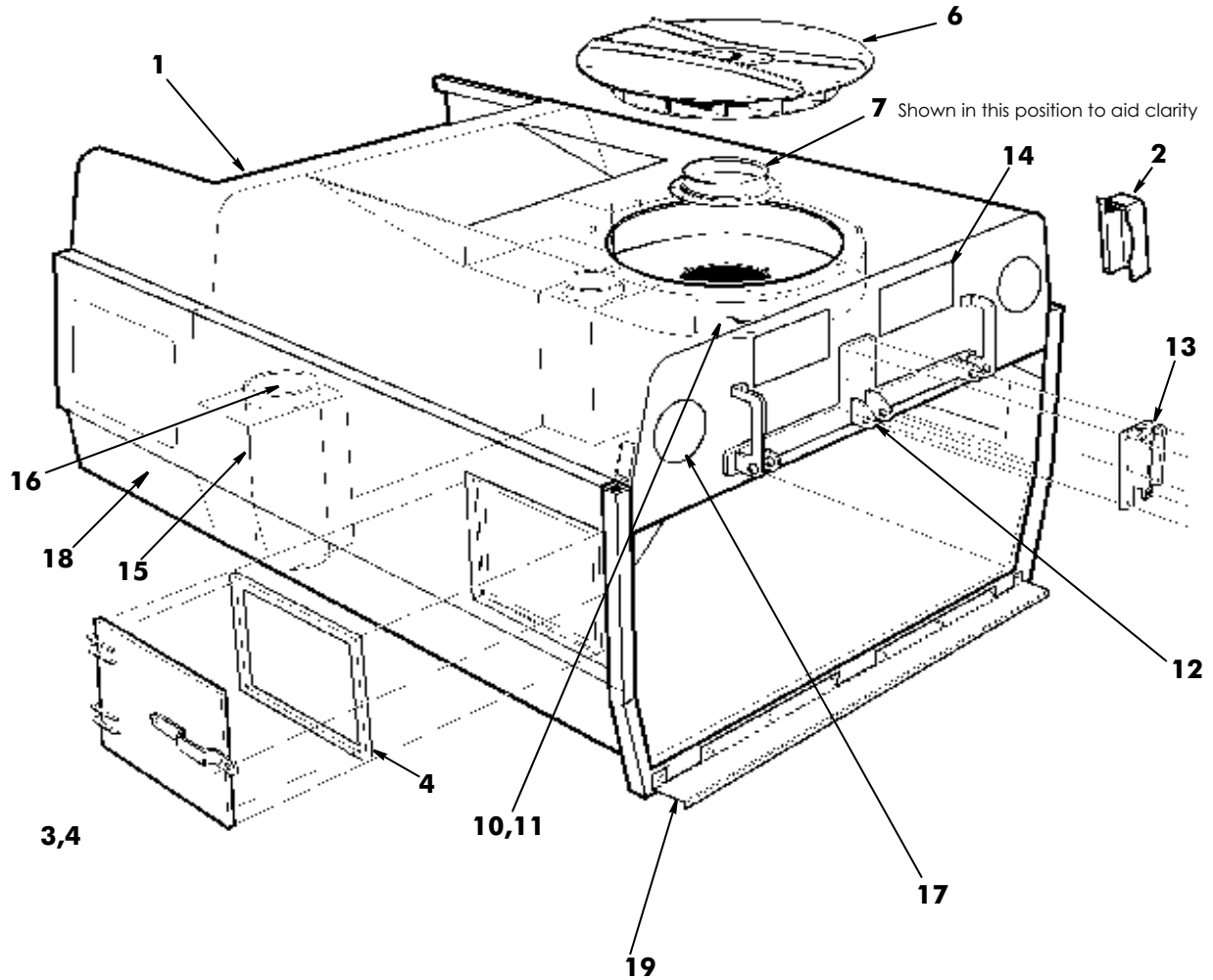
When ordering replacement parts, always give the machine's Serial Number and specify Part Number, Quantity & Description



<i>Item</i>	<i>Part Number</i>	<i>Quantity</i>	<i>Description</i>
<b>HOPPER - GENERAL ARRANGEMENT MISTRAL</b>			
1	030313	1	5.5m Hopper Body
1	030884	1	6.5m Hopper Body
1	T B D	1	7.5m Hopper Body
2	024789	1	. Capping, RH 5.5m Body
2	025766	1	. Capping, RH 6.5m/7.5m Body
NI	024784	1	. Capping, LH 5.5m Body
NI	025767	1	. Capping, LH 6.5m/7.5m Body
3	028054	2	CAT FLAP DOOR (UNIVERSAL FIT).....C9
3	031327	1	CAT FLAP DOOR LH, C/W WANDER HOSE CONNECTING POINT...C9
3	031328	1	CAT FLAP DOOR RH, C/W WANDER HOSE CONNECTING POINT...C9
4	013599	2	.. Seal, cat flap door
5	027938	2	.. DOOR CATCH COMPLETE ASSEMBLY .....C9
6	025564	1	SUCTION FAN COMPLETE ASSEMBLY .....C15
7	024790	1	. Cone, inlet, suction fan (Fitted from within hopper)
10	030728	2	.. Cover plate, Fan Inspection (Curved)
NI	000248	As Req	... Grip nut with brass insert, M8
11	010502	1	... Handle
12	024345	1	. PLATE, HINGE, REAR DOOR.....C23
13	024346	1	.. MOUNTING, ADJUSTABLE, REAR DOOR.....C23
14	027923	2	. Hopper rear cover plate (Fan inspection cover access)
NI	000248	As Req	.. Grip nut with brass insert, M8
15	025435	As Req	Deflector tube (750mm Overall length)
15	025401	As Req	Deflector tube (850mm Overall length)
15	025665	As Req	Deflector tube (925mm Overall length)
16	024793	As Req	AUTOBLANKING ASSEMBLY.....C13
17	025486	2	Cover, wander boom aperture (1 only required if boom is fitted)
NI	030803	1	TRIM PANEL, FUEL TANK , 5.5 Body..... B3
NI	030894	1	TRIM PANEL, FUEL TANK, 6.5 Body ..... B3
NI	030918	1	FUEL FILLER FLAP..... B3
NI	030791	1	.. Hinge, fuel filler flap
18	027755	1	Inspection cover - Valve Block
NI	-----	1	HOPPER TOOL LOCKER (OPTION) .....C9

**NOTE: FOR REAR DOOR AND ASSOCIATED PARTS GO TO PAGE C21**

When ordering replacement parts, always give the machine's Serial Number and specify Part Number, Quantity & Description



**HOPPER ARRANGEMENT**

SCREENS & REAR DOOR OMITTED TO AID CLARITY

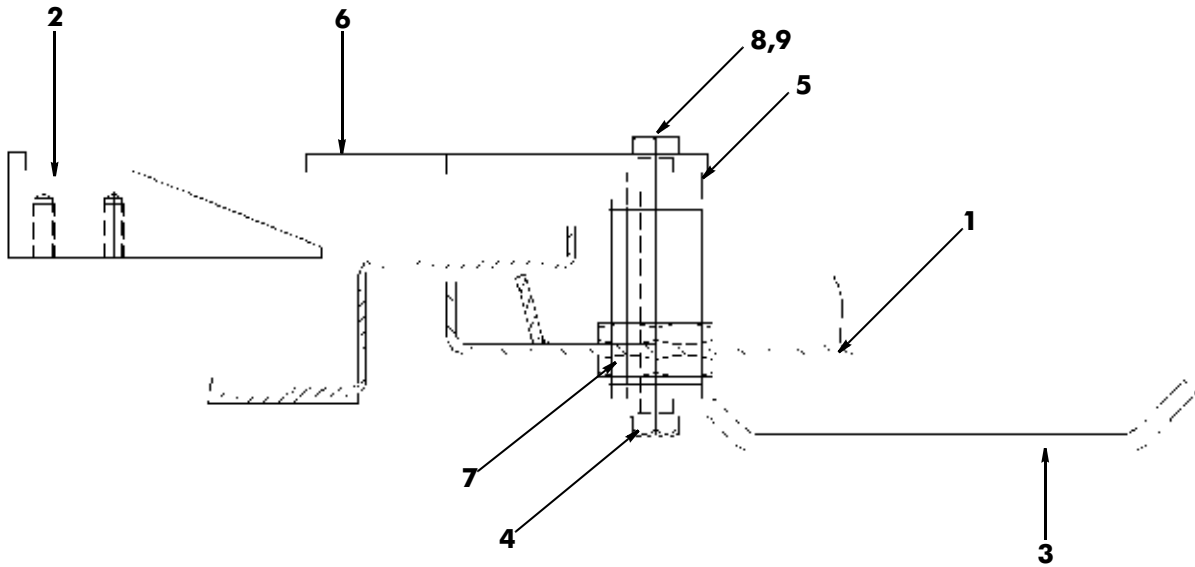
When ordering replacement parts, always give the machine's Serial Number and specify Part Number, Quantity & Description



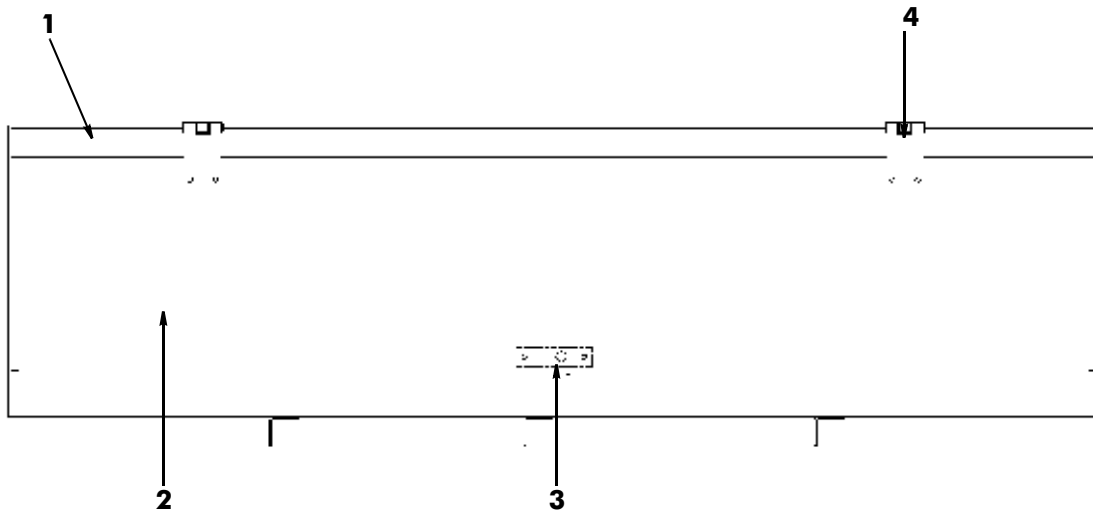
<i>Item</i>	<i>Part Number</i>	<i>Quantity</i>	<i>Description</i>
<b>DOOR &amp; HANDLE ASSEMBLY - CAT FLAP DOOR</b>			
1	028054	1	Door, cat flap, Universal (Standard)
1	031327	1	Door, cat flap with wander hose connecting point LH (Option)
1	031328	1	Door, cat flap with wander hose connecting point RH (Option)
2	027932	1	Striker
3	027933	1	Handle
4	027934	1	Spindle, door catch
5	027935	1	Bearing, door catch
6	027936	1	Door catch
7	027937	1	Backnut 3/4" BSP
8	011019	1	Bolt M8 x 90mm
9	011073	1	Nut, nyloc M8

<i>Item</i>	<i>Part Number</i>	<i>Quantity</i>	<i>Description</i>
<b>HOPPER TOOL LOCKER - (OPTION)</b>			
1	028504	1	Ancillary tool locker
2	028505	1	. Locker Door
3	013072	1	. Budget Lock RH
4	011654	2	. Hinge

When ordering replacement parts, always give the machine's Serial Number and specify Part Number, Quantity & Description



**DOOR CATCH ASSEMBLY  
CAT FLAP DOOR**



**ANCILLARY TOOL LOCKER (OPTION)**

When ordering replacement parts, always give the machine's Serial Number and specify Part Number, Quantity & Description




<i>Item</i>	<i>Part Number</i>	<i>Quantity</i>	<i>Description</i>
<b>HOPPER INTERNAL COMPONENTS</b>			
1	024790	1	. Cone, inlet, suction fan
2	022644	2	. Deflector, Universal
	011055	2	. . Bolt, hex hd, M12 x 65 mm long
	011051	4	. . Bolt, hex hd, M12 x 25 mm long
3	025435	2	. Deflector Tube (750mm Overall length)
3	025401	2	. Deflector Tube (850mm Overall length)
4	024668	1	Screen, filter
5	028052	1	. Safety bracket
6	028265	1	. Screen handle catch
7	028053	1	. Safety link

When ordering replacement parts, always give the machine's Serial Number and specify Part Number, Quantity & Description

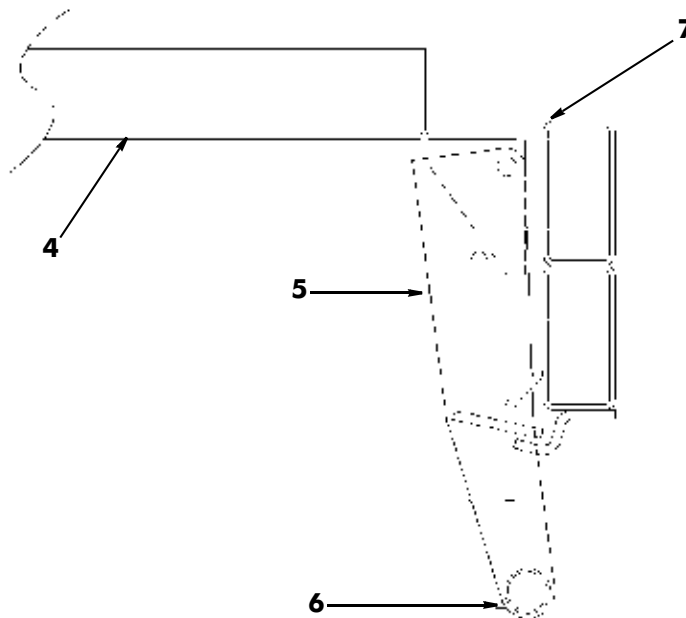




SCREEN HINGE POINTS



**HOPPER INTERNAL COMPONENTS**  
Screen filters removed for clarity.



**HOPPER SCREEN & SAFETY LATCH ASSEMBLY**

When ordering replacement parts, always give the machine's Serial Number and specify Part Number, Quantity & Description

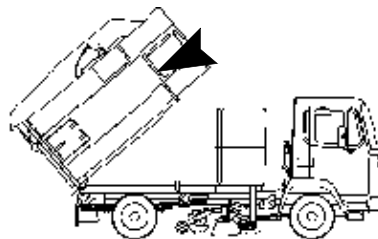


<i>Item</i>	<i>Part Number</i>	<i>Quantity</i>	<i>Description</i>
	<b>024793</b>		<b>AUTO BLANKING - ARRANGEMENT (DUAL)</b>
1	021514	2	. Flap Lid blanking
1	024056	2	. Flap Lid blanking (Lined)
2	021164	2	.. Flap pivot
NI	010903	1	... Grease nipple, straight, 1/8" BSP
3	024772	2	.. Flap lever
NI	013488	4	... Bush
4	021467	2	. Pneumatic cylinder
5	024646	3	.. Elbow, 6 mm x 1/4" BSP
NI	021158	2	.. Regulator, air flow
6	014457	2	.. Bracket, cylinder mounting
7	021163	2	... Pivot, cylinder
NI	021560	2	.. Seal Kit (Pneumatic cylinder 021467)
8	014469	2	.. Clevis M12 x 1.25
9	023270	2	... Pin, clevis
10	023269	2	... Safety fastener
NI	002010	4	Plug, 1/8" BSP, Skt.
11	024650	As Req	. Tubing, air, flexible nylon, 6 mm Superflex
12	021517	1	Flap arm L.H.
NI	021518	1	Flap arm R.H.
NI	025486	1	Cover plate, (located in storage locker, to protect wander hose)

**NOTE:**



Items listed in the foregoing parts list are identical for both LH and RH blanking assemblies, except where identified specifically to one side only.

**AUTO-BLANKING RAMS**

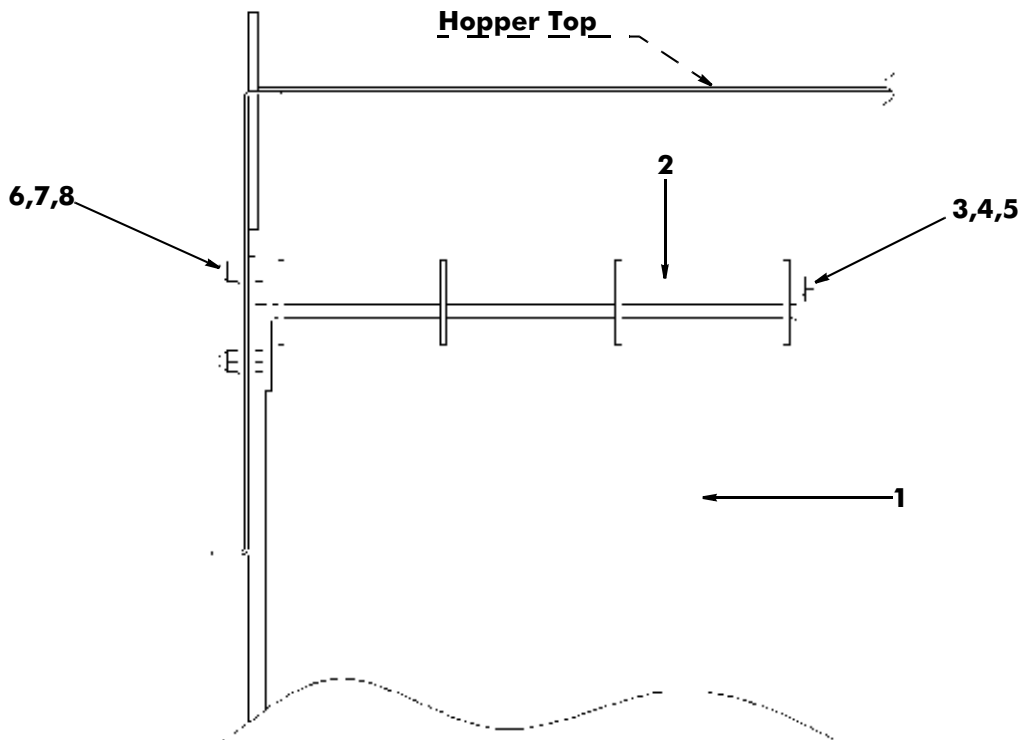


<i>Item</i>	<i>Part Number</i>	<i>Quantity</i>	<i>Description</i>
	<b>DEFLECTOR FLAP ASSEMBLY</b>		
1	030535	1	Deflector Flap
2	030536	1	Mounting bar
3	030537	1	Locking ring
4	011031	1	Setscrew, hex, M10 x 25mm
5	011095	1	Washer, spring M10
6	011032	3	Setscrew, hex, M10 x 30mm
7	011075	3	Nut, nyloc, M10
8	011094	3	Washer M10

When ordering replacement parts, always give the machine's Serial Number and specify Part Number, Quantity & Description



**AUTOBLANKING ARRANGEMENT**  
Left Hand shown RH Similar



**HOPPER DEFLECTOR FLAP ASSEMBLY**

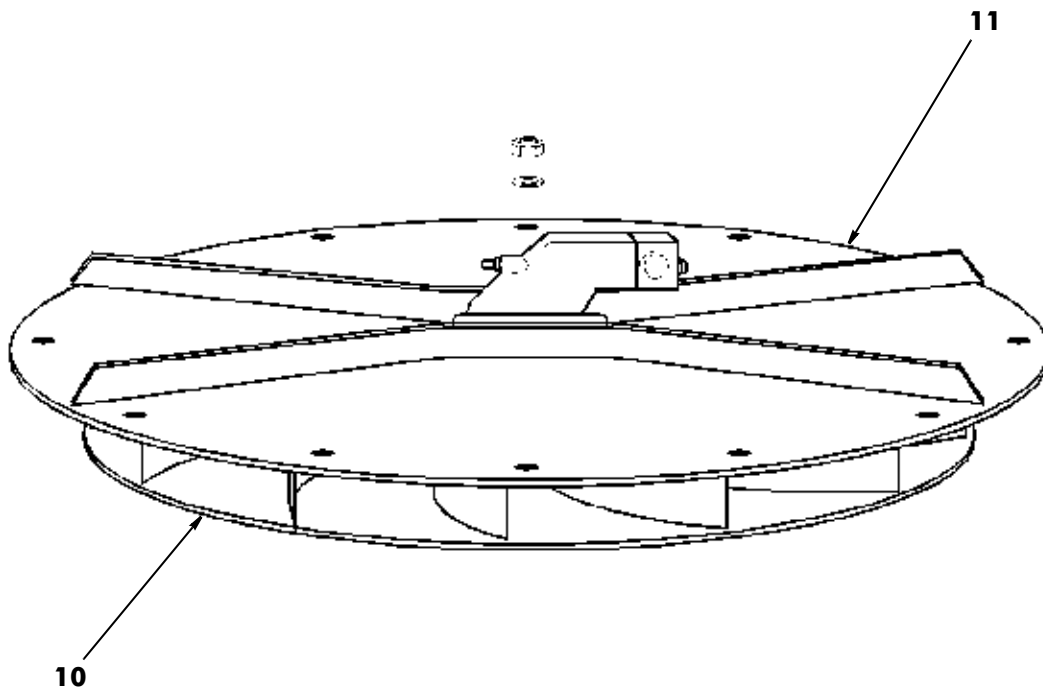

When ordering replacement parts, always give the machine's Serial Number and specify Part Number, Quantity & Description





<i>Item</i>	<i>Part Number</i>	<i>Quantity</i>	<i>Description</i>
	025564	1	<b>SUCTION FAN ARRANGEMENT</b>
			. FAN MOTOR COMPLETE ASSEMBLY
1	024641	1	.. Motor, Voac F12-030-MF-CH-K ..... F11
NI	027237	1	... Seal Kit, for 024641 Voac Fan Motor
NI	000048	4	... Screw, skt hd, M10 x 80 mm long
NI	011095	4	... Washer, spring 10 mm
2	025390	1	.. Valve Block
3	011151	2	.. Adaptor, straight, 3/4" BSP
4	011155	2	.. Seal, Dowty, 3/4" BSP
5	011248	1	... Adaptor, M18 x 3/8" BSP
6	011247	1	... Seal, Dowty, M18
NI	011172	1	.. Elbow, Swivel, 3/8" BSP
7	010921	1	.. Hose Stem 3/8" x 3/8" BSP
	010928	1	.. Nut, hex, brass, 3/8" BSP
8	002076	1	.. Plug M12 x 1
9	025184	1	.. Speed Sensor (Green Lead)
10	025241	1	. Impellor
11	024679	1	. Fan plate
NI	011424	16	.. Washer, 10 mm 3/8"
NI	011075	16	.. Nut, hex, M10, Nyloc
NI	013514	1	. Fan scraper (Mounted in Cab or Side Locker/toolbox)
NI	013631	2	.. Clip, Firtree

When ordering replacement parts, always give the machine's Serial Number and specify Part Number, Quantity & Description



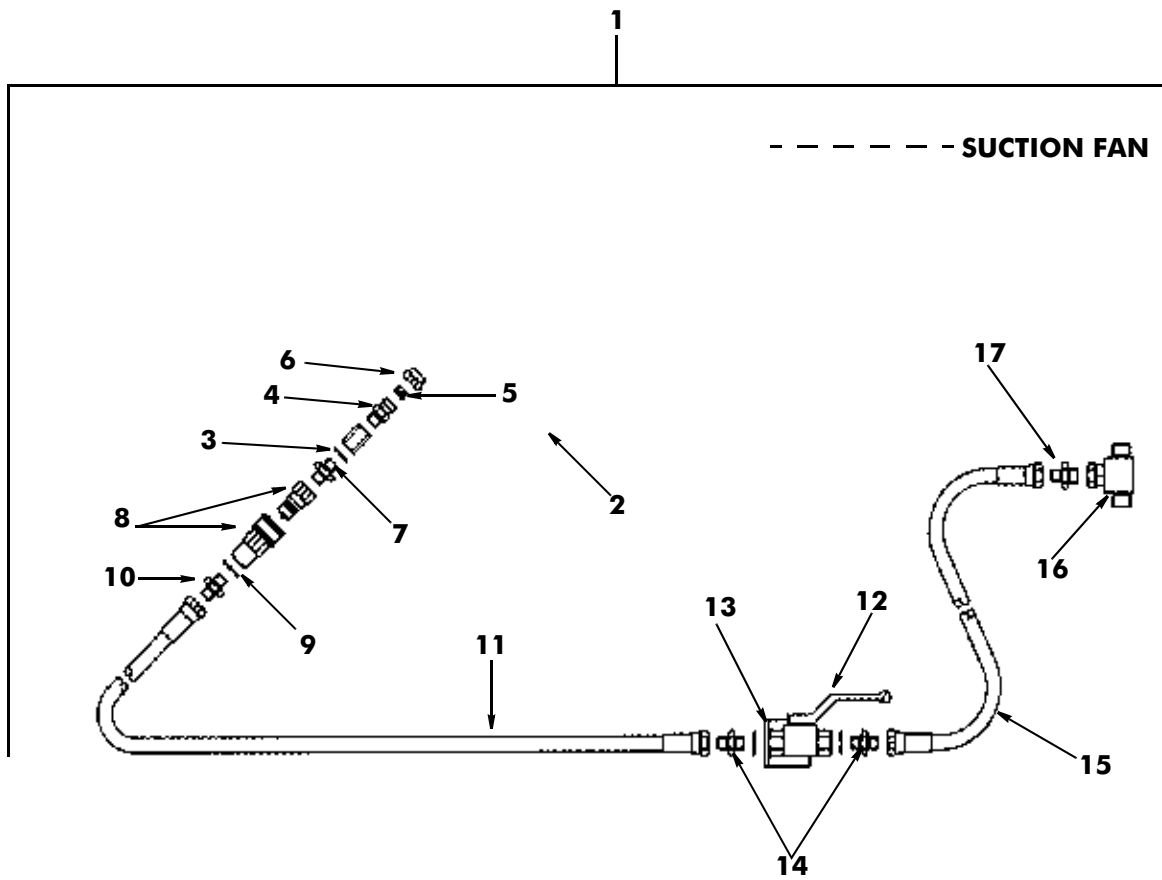
**SUCTION FAN ARRANGEMENT**

When ordering replacement parts, always give the machine's Serial Number and specify Part Number, Quantity & Description



<i>Item</i>	<i>Part Number</i>	<i>Quantity</i>	<i>Description</i>
<b>FAN CLEANING JET ASSEMBLY (OPTION)</b>			
1	025399	1	. Fan cleaning jet, complete assembly (Comprising Items 2 to 17)
2	030731	1	.. Cover plate, fan housing (complete with adaptor)
3	011152	1	... Dowty Seal, $\frac{1}{4}$ " BSP
4	010112	1	... Nozzle adaptor
5	012926	1	.... Jet
6	010928	1	.... Nut
7	011158	1	... Adaptor, $\frac{1}{4}$ " M/M Adaptor
8	012985	1	.. Coupling, quick-release $\frac{1}{4}$ " BSP
9	011152	1	... Dowty Seal, $\frac{1}{4}$ " BSP
10	011158	1	... Adaptor, $\frac{1}{4}$ " BSP M/M
11	001002	1	. Hose $\frac{1}{4}$ " x 2150mm long
12	011257	1	. Ball Valve, $\frac{1}{4}$ " BSP x $\frac{1}{4}$ " BSP
13	012548	1	.. Angle Bracket
14	011158	2	.. Adaptor, $\frac{1}{4}$ " BSP M/M
15	001027	1	. Hose, $\frac{1}{4}$ " x 1270 mm long
16	011183	1	. Tee fitting, $\frac{1}{2}$ " BSP
17	011165	1	.. Adaptor, $\frac{1}{2}$ " BSP x $\frac{1}{4}$ " BSP M/M

When ordering replacement parts, always give the machine's Serial Number and specify Part Number, Quantity & Description



**FAN CLEANING JET ASSEMBLY**



When ordering replacement parts, always give the machine's Serial Number and specify Part Number, Quantity & Description

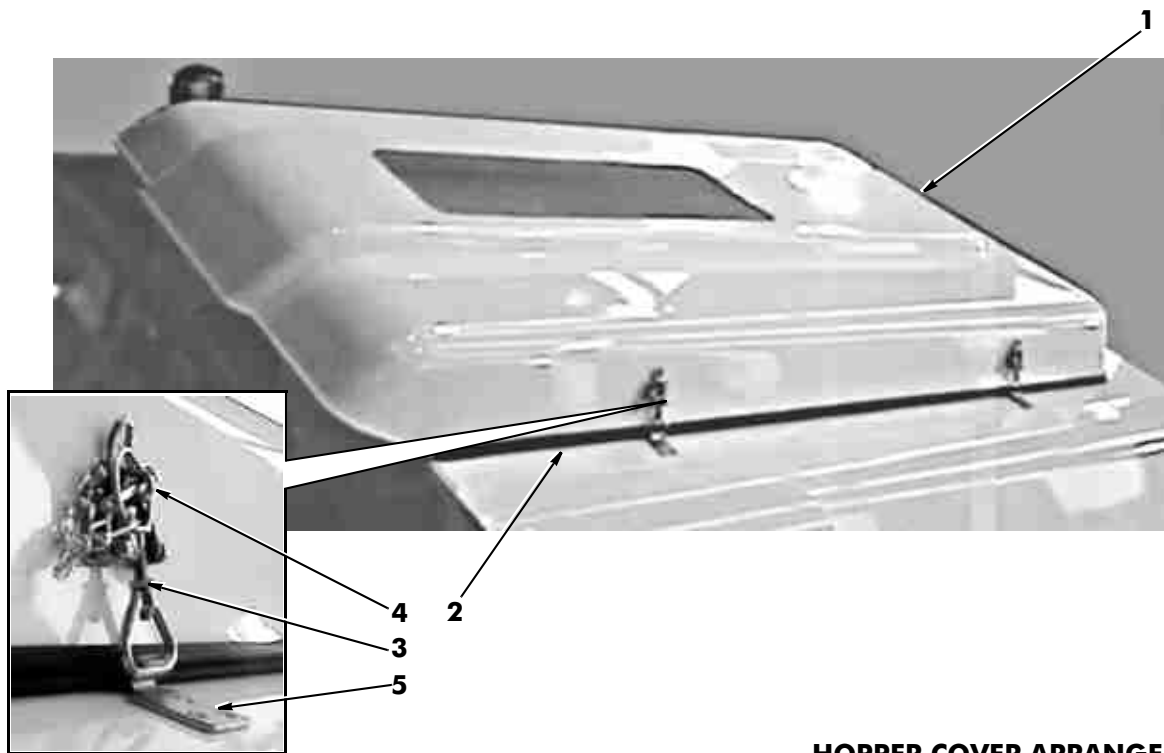


---

<i>Item</i>	<i>Part Number</i>	<i>Quantity</i>	<i>Description</i>
	<b>026061</b>		<b>HOPPER COVER ARRANGEMENT (5.5m-6.5m Machines)</b>
1	024704	1	. Hopper cover
2	013952	5.80 m	.. Seal
3	022656	5	.. Toggle clip, fastener
	000005	3	... Screw, Csk Hd, 2BA x $\frac{3}{4}$ "
	011078	3	... Nut, Hex, 2BA, Nyloc
4	013507	5	... Linch pin (C/with chain)
5	022657	5	.. Toggle clip, hook plate

When ordering replacement parts, always give the machine's Serial Number and specify Part Number, Quantity & Description





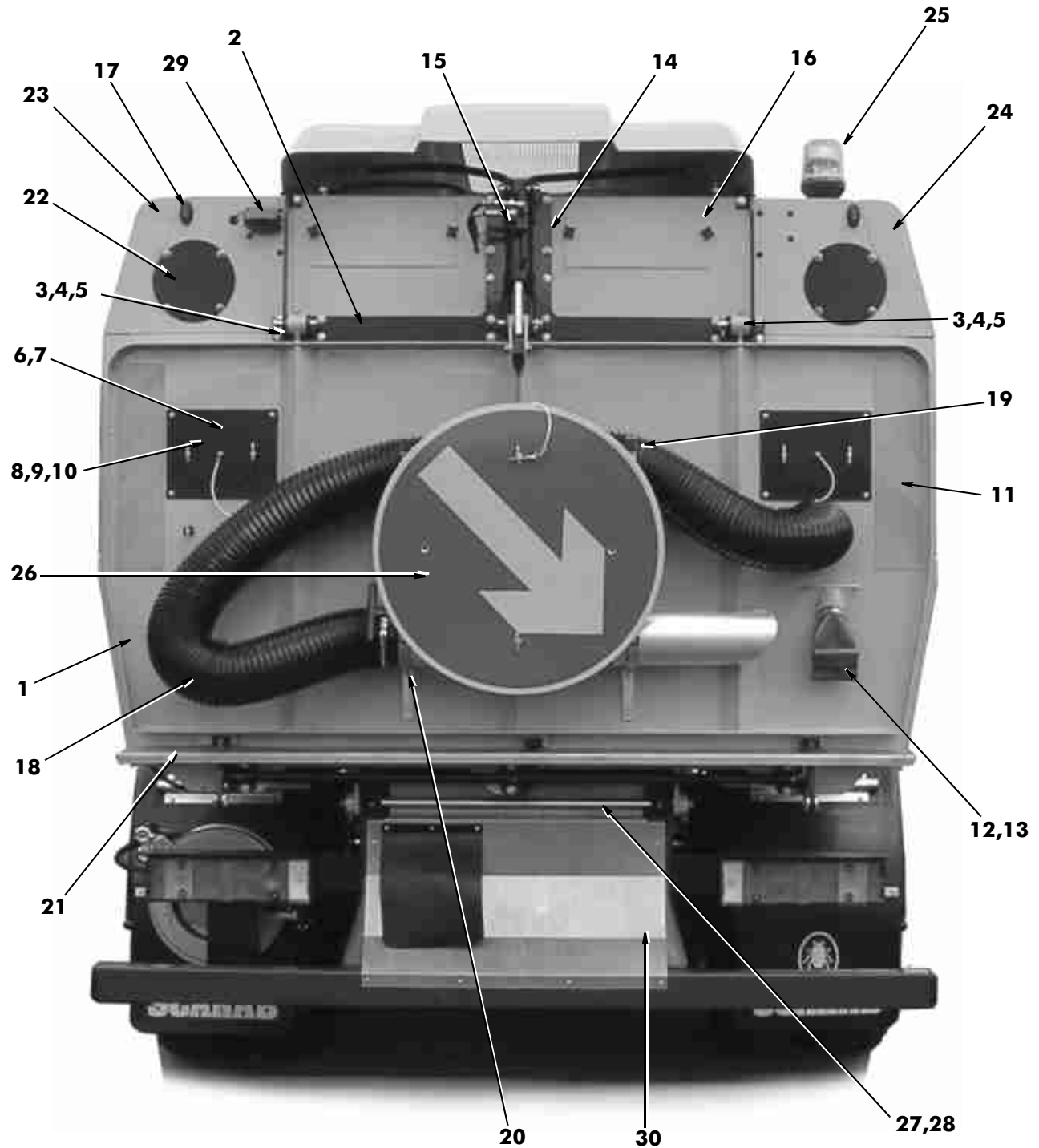
**HOPPER COVER ARRANGEMENT**  
**5.5m - 6.5m Machines**

When ordering replacement parts, always give the machine's Serial Number and specify Part Number, Quantity & Description



<i>Item</i>	<i>Part Number</i>	<i>Quantity</i>	<i>Description</i>
<b>HOPPER REAR &amp; REAR DOOR ARRANGEMENT</b>			
1	023012	1	. Rear Door (5.5 Body)
1	027902	1	. Rear Door (6.5 Body)
NI	010544	1	. . . Seal, rear door ( 5.5 Body)
NI	030481	1	. . . Seal, rear door ( 6.5 / 7.5 Body)
NI	030806	1	. . . Seal, rear door ( 8.0 / 8.5 Body)
2	024345	1	. Hinge plate, adjustable, (used with item 14)
NI	024346	1	. Adjustable Ram mount
	011033	6	. . Setscrew, hex hd, M10 x 35 mm long
3	013051	3	. . Hinge Pin, Outer
4	013053	1	. . . Linch Pin
5	010902	1	. . . Grease nipple 1/8" BSP x 90 mm long
6	023009	2	. Plate, mounting, wander hose
	011010	8	. . Setscrew, hex hd, M8 x 25 mm long
	011073	8	. . Nut, nyloc M8
7	012253	2	. . . Antiluce, small
NI	025222	As Req	. . Seal, Titanfast, section DX78
8	012486	2	. . Cap plate
9	020711	2	. . . Leash Cable
	011012	1	. . . . Setscrew, hex hd, M8 x 30 mm long
	011078	1	. . . . Nut, hex, 2 BA, Nyloc
10	012253	4	. . Antiluce, small, cap plate stowage
NI	021979	1	. . . Rubber washer, thick
11	022389	2	. . Marker plates, vehicle rear
12	010998	2.50	. . Hose, layflat
13	012931	1	. . . Hose clip, worm drive
14	025661	1	. PLATE, MOUNTING, ADJUSTABLE, DOOR RAM . . . . . C23
15		1	. RAM ASSEMBLY, REAR DOOR OPENING . . . . . C23
NI	025200	1	. CATCH ASSEMBLY, REAR DOOR LOCKING . . . . . C23
16	030728	2	. Cover plate, fan access (Quick Release Type)
	000248	4	. . Grip nut, with brass insert
17	030773	2	Marker light, Red LED Type (Rear boom machines see below)
17	024615	2	Marker light (Rear boom machines only)
18	015033	1	. WANDER HOSE ASSEMBLY . . . . . D25
	010119	1	. . Hose
	010321	1	. . Handle, wander hose
	010587	1	. . Tube
19	010245	2	. . Hook, Top mounting, wander hose
	011011	4	. . . Setscrew, hex hd, M8 x 25 mm long
20	022747	2	. . Hook, Lower mounting, wander hose
	011011	4	. . . Setscrew, hex hd, M8 x 25 mm long
21	022683	1	. Chute, discharge - 5.5 Body
21	028937	1	. High level chute, discharge - 6.5 - 7.5 Body
21	026262	1	. Chute, extended, discharge (Option)
22	025486	2	. Plate, cover, rear wander boom aperture
23	024784	1	. Capping, LH 5.5 Body
23	025767	1	. Capping, LH 6.5 / 7.5 Body
24	024789	1	. Capping, RH 5.5 Body
24	025766	1	. Capping, RH 6.5 / 7.5 Body
25	014064	As Req	Beacon, 24 V
NI	011497	As Req	. Bulb, spare
26	026694	1	Direction sign assembly 750mm (Option)
27	013065	1	Hinge Pin, hopper
28	020336	2	. Bush
29	030473	1	Camera, Brigade CCTV 12/24v (Option)
30	-----	1	Rear Cover - (Please supply Machine Number Varies on Chassis)
NI	022292	2	Strainers - Rear door (Option)

When ordering replacement parts, always give the machine's Serial Number and specify Part Number, Quantity & Description



**HOPPER REAR & REAR DOOR ARRANGEMENT**

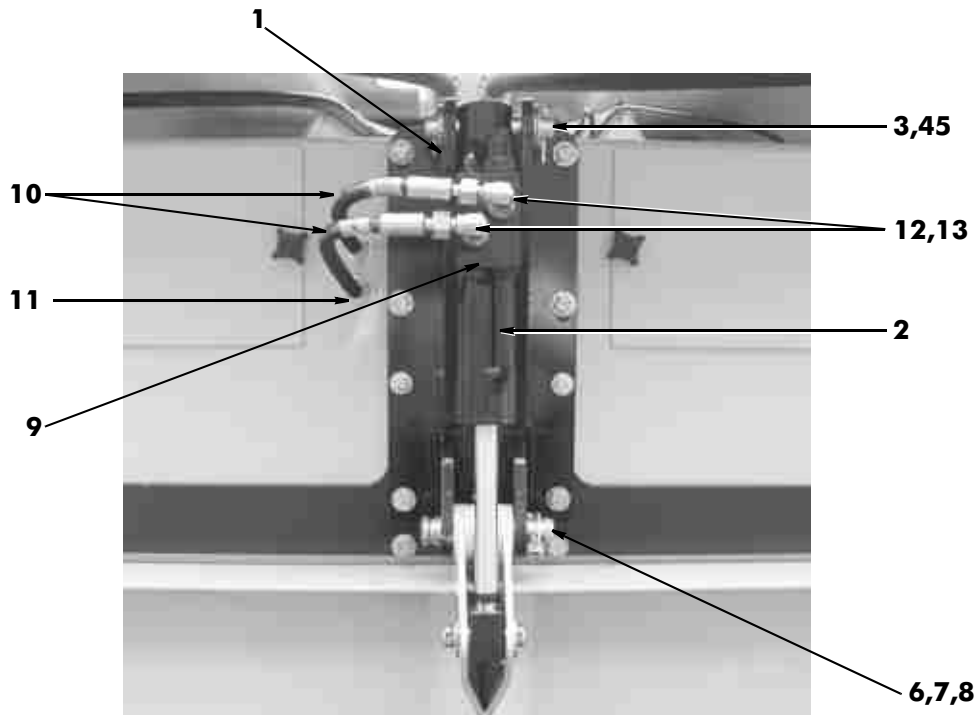
When ordering replacement parts, always give the machine's Serial Number and specify Part Number, Quantity & Description



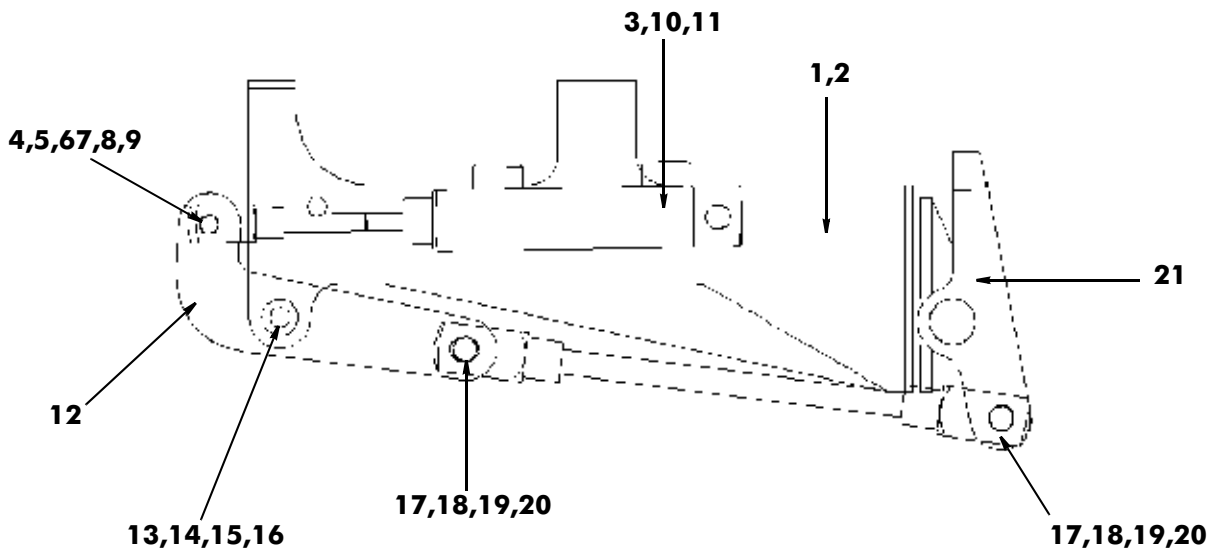
<i>Item</i>	<i>Part Number</i>	<i>Quantity</i>	<i>Description</i>
<b>RAM ARRANGEMENT, REAR DOOR OPENING</b>			
1	024346	1	. Mounting plate, adjustable, door ram
	011037	6	.. Setscrew, hex hd, M10 x 65 mm long
2	022511	1	.. Ram, hydraulic
NI	022777	1	... Seal Kit, for Ram 022511
3	022558	1	... Pin, upper
4	011102	4	.... Washer, 20 mm
5	011122	2	.... Split Pin, $\frac{3}{16}$ " x $1\frac{1}{2}$ "
6	014038	1	... Pin, lower
7	011102	2	.... Washer, 20 mm
8	011122	2	.... Split Pin, $\frac{3}{16}$ " x $1\frac{1}{2}$ "
9	024884	1	.. Valve, hydraulic, load check
10	011317	2	.. Hose assembly, $\frac{1}{4}$ " BSP x 295mm long
11	011269	1	... Adaptor, bulkhead, $\frac{1}{4}$ " BSP
12	011158	2	... Adaptor, $\frac{1}{4}$ " BSP
13	011152	2	.... Dowty seal $\frac{1}{4}$ " BSP

<i>Item</i>	<i>Part Number</i>	<i>Quantity</i>	<i>Description</i>
<b>REAR DOOR LOCKING ASSEMBLY (DUAL LOCKING)</b>			
	<b>027909</b>		
NI	028277	1	*Side plate external rear door clamp LH
NI	028278	1	*Side plate external rear door clamp RH
1	027903	1	Side plate rear door clamp LH
2	027904	1	Side plate rear door clamp RH
3	022350	2	. Ram
4	022451	2	. Spacer
5	011133	2	Bolt M16 x 100mm
6	011060	2	Nut, nyloc M16
7	014469	2	Clevis M12
8	023269	2	Clip
9	023270	2	Pin, clevis
10	000211	1	Nut M12 x 1.25
11	002017	1	Adaptor, banjo 1/4"
12	024999	2	Operating lever
13	013488	4	Bush
14	022451	6	Spacer
15	000139	2	Bolt M12 x 90mm
16	011077	2	Nut, nyloc M12
17	020299	4	Clevis M16
18	022674	4	Clip
19	022673	4	Pin, clevis
20	000138	4	Nut, M16 x 1.5
21	027908	1	Door catch assembly
22	011031	8	. Bolt M10 x 25mm
23	011075	8	. Nut, nyloc M10

When ordering replacement parts, always give the machine's Serial Number and specify Part Number, Quantity & Description



**REAR DOOR OPENING RAM**



**REAR DOOR LOCKING RAM**

When ordering replacement parts, always give the machine's Serial Number and specify Part Number, Quantity & Description



**THIS PAGE INTENTIONALLY LEFT BLANK**

When ordering replacement parts, always give the machine's Serial Number and specify Part Number, Quantity & Description

# ILLUSTRATED PARTS CATALOGUE

SCARAB MISTRAL

---

## SECTION D SWEEPING, SUCTION AND ASSOCIATED EQUIPMENT

### Table of Contents

<b>Assembly/Description</b>	<b>Page</b>
SWEEPING EQUIPMENT	
Suction Box Consumables .....	1
Side Brush Consumables .....	1
Widesweep Brush Consumables .....	1
Side Brush Arrangement .....	3
Auxiliary Side Brush Arrangement ♦ .....	7
Wide-Sweep Arrangement .....	9
Wide-Sweep Bearing Assembly .....	11
Wide-Sweep Slewing Arrangement .....	11
SUCTION EQUIPMENT	
Tilting Suction Nozzle Arrangement .....	15
Full Width Nozzle Arrangement♦ .....	17
Suction Nozzles - Pneumatic Lifting Arrangement .....	19
Suction Spigots - Sub Frame .....	19
Wander Hose Arrangement .....	21
Wander Boom Arrangement - Rear Mounted ♦ .....	23
Pneumatically Assisted Rear-mounted Wander Boom Arrangement ♦ .....	25
Rear Suction Nozzle Assembly♦ .....	27
Roof-mounted Overhead Wander Boom Arrangement♦ .....	31

♦ Optional Equipment



<i>Item</i>	<i>Part Number</i>	<i>Quantity</i>	<i>Description</i>
<b>SUCTION BOX CONSUMABLES</b>			
1	024550	1	Flap Set Complete, 5.5/6.5
2	013023	2	Front/Rear Flap Only, 5.5/6.5
2	027146	2	Front/Rear Flap Only, 7.5
3	013362	2	Clamp, Retaining, 5.5/6.5
3	027210	2	Clamp, Retaining, 7.5
4	013025	2	Clamp, Front/Rear, 5.5/6.5
4	027147	2	Clamp, Front/Rear, 7.5
5	013283	1	Side Flap Only (All Models)
6	013024	1	Clamp Side (All Models)
7	013028	1	Hose, Suction
8	012933	2	. Jubilee Clip
9	013601	1	Spigot Seal
10	020331	2	Wheel 250mm dia
NI	021933	2	. Bearing Kit - 250mm Wheel
11	025681	1	Cable, Gobbler

**NOTE:** For complete Suction Box Assembly please go to Page 15

<i>Item</i>	<i>Part Number</i>	<i>Quantity</i>	<i>Description</i>
<b>SIDE BRUSH CONSUMABLES</b>			
12	023470		Side Brush 315mm dia
12	031423		Side Erush 315mm, 3 Row, 4 Hole
12	023473		Side Brush 400mm dia
12	020921		Weed Ripper Brush (Cable type)
12	025744		Poly Brush 400mm
13	010247		Skirt, Sidebrush
14	010275		. Clamp, Sidebrush Skirt
15	013145		. Angle , Sidebrush Skirt

<i>Item</i>	<i>Part Number</i>	<i>Quantity</i>	<i>Description</i>
<b>WIDESWEEP BRUSH CONSUMABLES</b>			
16	023474	33	Poly Brush Refill, 400mm (45 Required for Extended Widesweep)
16	023471	33	Poly Brush Refill 300mm (45 Required for Extended Widesweep)
16	010505	33	Wire Brush Refill 400mm (45 Required for Extended Widesweep)
16	012966	33	Wire Brush Refill 300mm (45 Required for Extended Widesweep)
17	022516	1	Skirt, Widesweep
17	026026	1	Skirt, Extended Widesweep
18	022517	1	. Clamp, Widesweep
18	026025	1	. Clamp, Extended widesweep



**NOTE:** For complete Wide Sweep Brush Assembly see Page 9

When ordering replacement parts, always give the machine's Serial Number and specify Part Number, Quantity & Description





**D**



**SWEEPING AND SUCTION CONSUMABLE ITEMS**

When ordering replacement parts, always give the machine's Serial Number and specify Part Number, Quantity & Description



Item	Part Number	Quantity	Description
<b>SIDE-BRUSH ARRANGEMENT</b>			
1	023120	1	. Kingpost, LH
NI	023124	1	. Kingpost, RH
2	013007	1	.. Kingpin
3	013012	2	... Bush, Plastic, Kingpin
4	014801	1	. Link, Lower
	014796*	2	.. Bolt, Hex Hd, pivot, M16 (Special Bolt with Grease Nipple)
	014798*	2	.. Washer, 24 x 40 x 3
	014797*	2	.. Washer, 17 x 40 x 3
	011060*	2	.. Nut, Hex, M16, Nyloc
5	013012*	4	.. Bush
6	014799*	4	.. Sleeve, Spacer
7	013011	1	. Link, Top (Turnbuckle)
	011140	2	.. Bolt, Hex Hd, M18 x 90 mm Long
	011138	2	.. Washer, Plain, 18 mm
	011139	2	.. Nut, Hex, M18, Nyloc
8	023121	1	. Plate, Swivel
9	010007	1	. Brkt, Hydraulic Motor
10	010749	1	.. MOTOR, HYDRAULIC, DANFOSS OMP200 .....Page F17
	011069	2	... Bolt, Hex Hd, M12 x 40 mm Long
	011077	2	... Nut, Hex, M12, Nyloc
11	011515	1	... Key, Motor Shaft
NI	023069	As Req	... Seal Kit, Danfoss Motor
12	011167	2	... Adaptor, 1/2" x 3/8" BSP
13	011154	2	... Seal, Dowty 1/2" BSP
14	011688	1	.. Hub, Sde Brush, 4 Hole
14	014067	1	.. Hub, Side Brush, 3 Hole
	011011	1	... Bolt, Hex Hd, M8 x 25 mm Long
	010005	1	... Washer, Tab
	010004	1	... Washer, 9 x 50 x 4
15	023470	1	... Brush, Side, Steel, Plastic Top, 315 mm dia
	011015	4	... Bolt, Hex Hd, M8 x 45 mm Long
	011092	4	... Washer, Plain, 8 mm
	011073	4	... Nut, Hex, M8, Nyloc
15	023473	1	... Brush, Side, Steel, Plastic Top, 400 mm dia
	011033	3	... Bolt, Hex Hd, M10 x 35 mm Long
16	020298	1	. CYLINDER, PNEUMATIC, 50 mm x 160 mm .....Page G9
17	023111	1	.. Bellows
18	020299	1	.. Clevis, M16 X 1.5 (c/w pin)
19	014468	2	.. Elbow, 1/4" O/D x 1/4" BSP
20	020534	1	.. Brkt, Pivot, Cylinder Mounting
	000136	4	... Capscrew, Skt Hd, M8 x 16 mm Long
	011093	4	... Washer, Spring, 8 mm
	011260	1	... Bolt, Hex Hd, M16 x 70 mm Long
	011060	1	... Nut, Hex, M16
NI	021652	1	.. Seal Kit, Pneumatic Cylinder
21	020747	1	.. Brkt, Slave
	011054	1	... Bolt, Hex Hd, M12 x 45 mm Long
	011077	1	... Nut, Hex, M12, Nyloc
22	010067	1	.. Pin, 20 mm Ø x 50mm Long
	011103	2	... Washer, Plain, 20 mm
	011122	1	... Pin, Split, Cotter, 3/16" x 1 1/4" Long

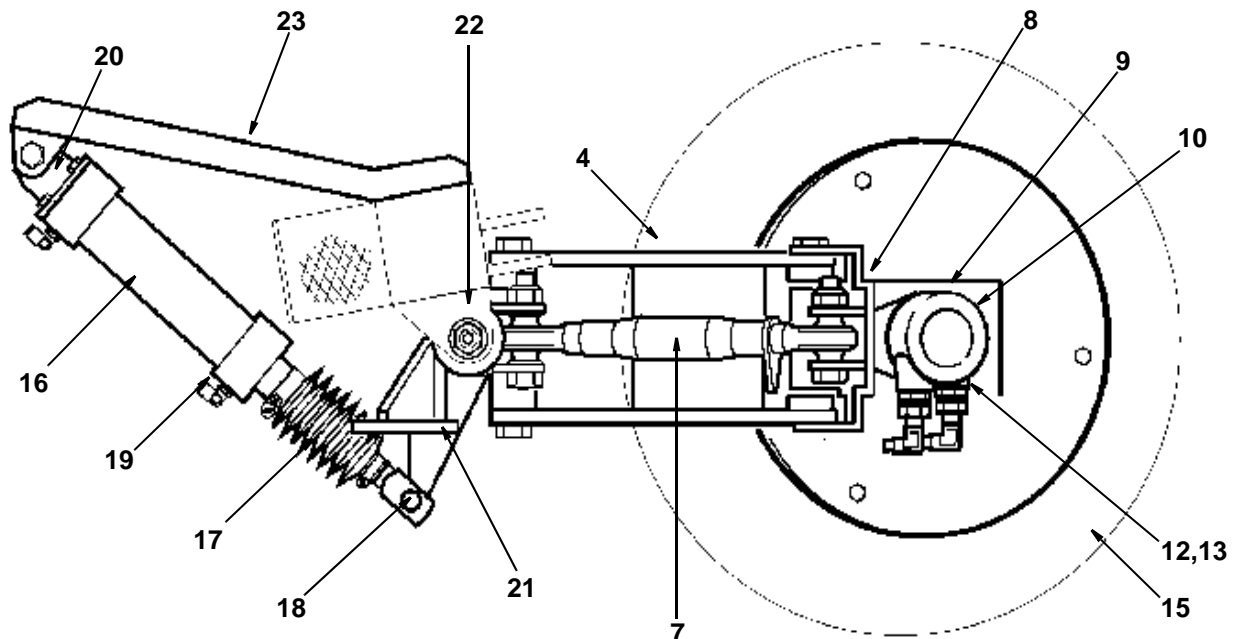
**NOTE:** \* These Items Comprise the Lower Link Bush Kit 024611

**Continued ...**

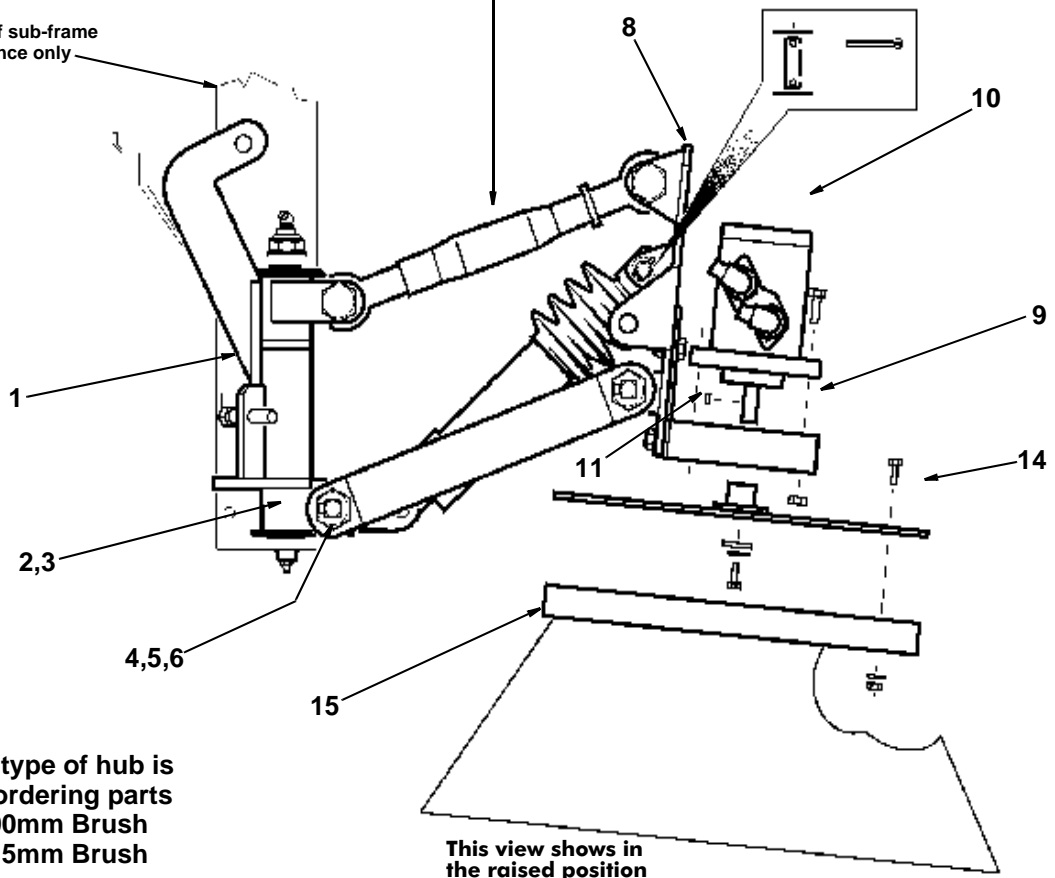
When ordering replacement parts, always give the machine's Serial Number and specify Part Number, Quantity & Description



This view shows brush 'swung in'



Part of sub-frame reference only



This view shows in the raised position

**NOTE:**

Check which type of hub is fitted before ordering parts  
 4 - Holes = 400mm Brush  
 3 - Holes = 315mm Brush

**SIDE-BRUSH ARRANGEMENT (HYDRAULIC LIFT)**  
LH illustrated, RH similar

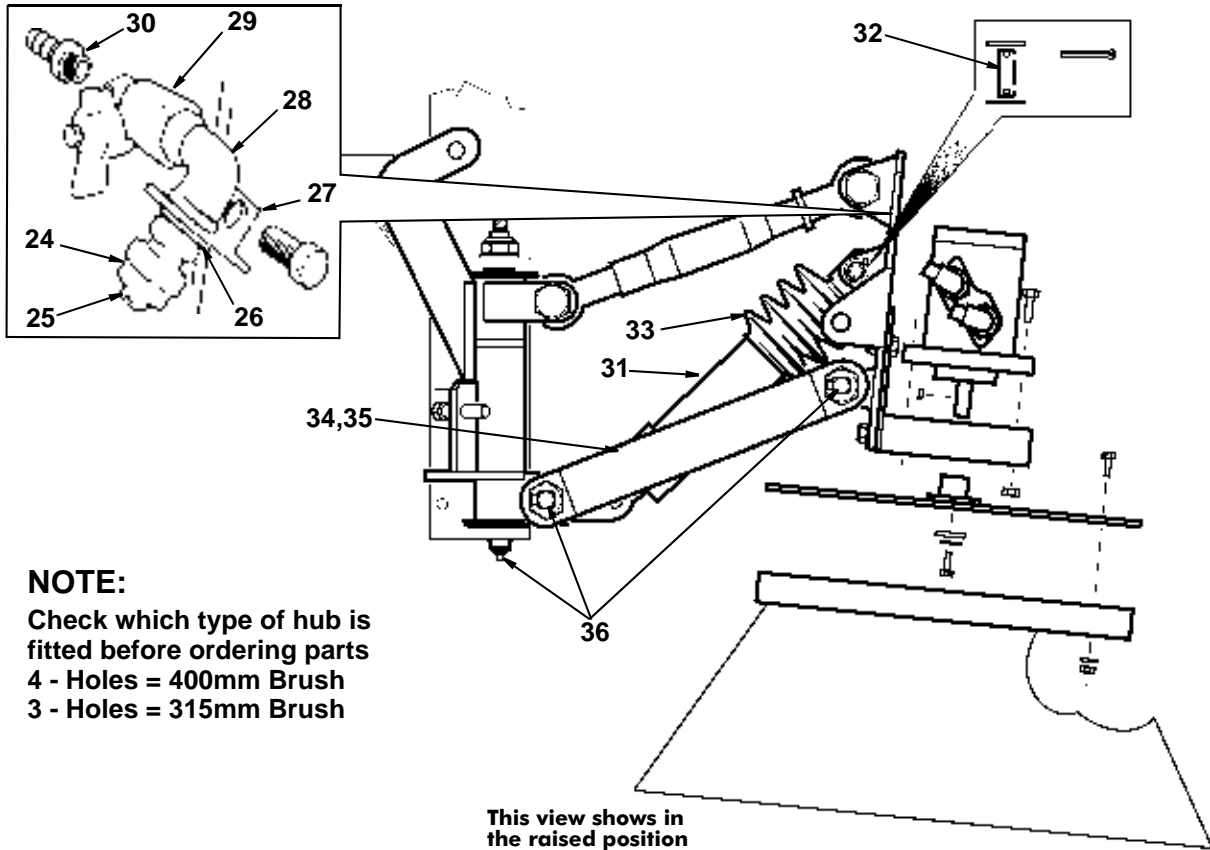
When ordering replacement parts, always give the machine's Serial Number and specify Part Number, Quantity & Description





<i>Item</i>	<i>Part Number</i>	<i>Quantity</i>	<i>Description</i>
<b>SIDE-BRUSH ARRANGEMENT (Continued)</b>			
23	Typ	1	. Brkt, LH
NI	Typ	1	. Brkt, RH
24	010112	1	. Nozzle, Water Spray
25	012926	1	.. Tip, Spray nozzle, LF6-80
26	011152	1	.. Seal, Dowty, 1/4" BSP
27	010589	1	.. Brkt, LH, Spray Nozzle
NI	010249	1	.. Brkt, RH, Spray Nozzle
	011031	1	... Bolt, M10 x 25 mm Long
	011075	1	... Nut, Hex, M10, Nyloc
28	010910	1	.. Elbow, M/F, galvanised, 1/4" BSP
29	011743	1	.. Valve, Ball, 1/4" BSP
30	010922	1	.. , Hose Tail, 1/4" BSP x 3/8"
31	024539	1	. RAM, HYDRAULIC (RAISE/LOWER).....Page F19
NI	012539	1	.. Restrictor No5 (024539 Ram)
32	010067	2	.. Pin, Ram Pivot, 20 mm Ø x 50mm Long
	011103	2	... Washer, Plain, 20 mm
	011122	2	... Pin, Split, Cotter, 3/16" x 1 1/2" Long
33	021510	1	.. Bellows
34	011158	2	.. Adaptor, 1/4" BSP
35	011171	2	.. Elbow, 1/4" BSP
NI	011629	1	.. Seal Kit, Hydraulic Ram
36	010903	4	. Nipple, Grease, Straight, 1/8" BSP
NI	023370	1	. Cylinder, pneumatic, (Brush Pressure option)

When ordering replacement parts, always give the machine's Serial Number and specify Part Number, Quantity & Description



**NOTE:**  
Check which type of hub is fitted before ordering parts  
4 - Holes = 400mm Brush  
3 - Holes = 315mm Brush

This view shows in the raised position

**SIDE-BRUSH ARRANGEMENT (HYDRAULIC LIFT)**  
LH illustrated, RH similar




When ordering replacement parts, always give the machine's Serial Number and specify Part Number, Quantity & Description

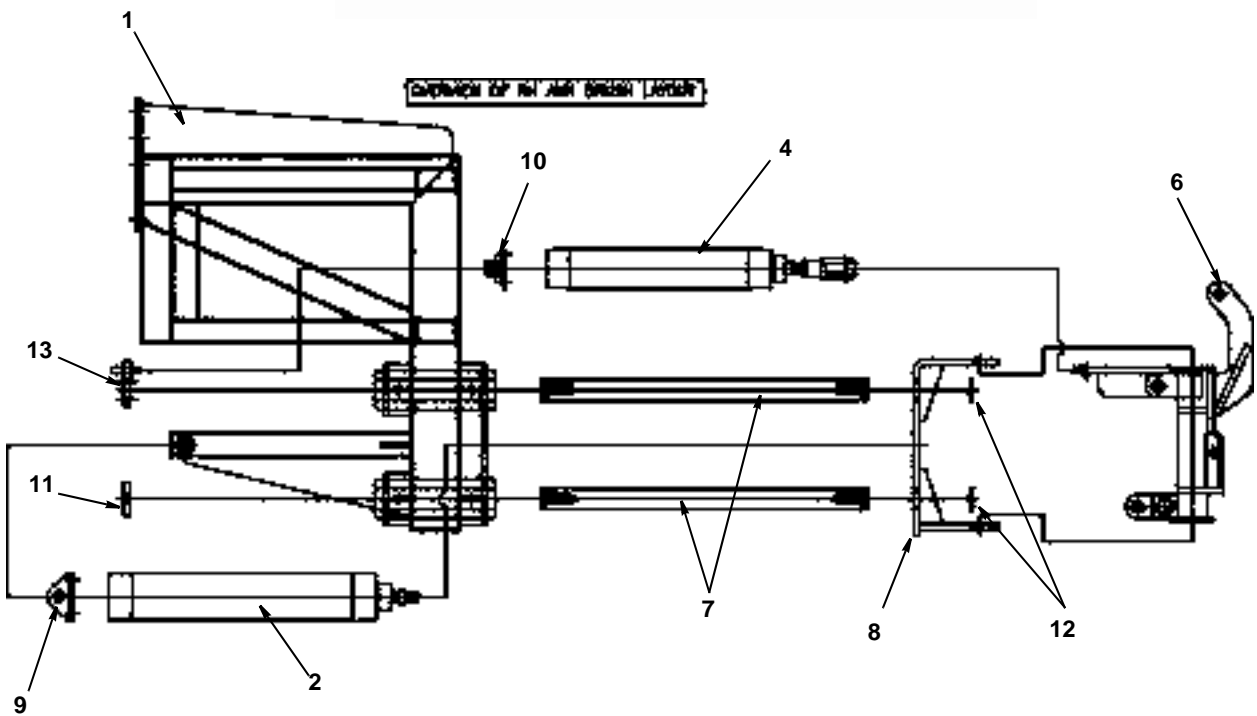


<i>Item</i>	<i>Part no</i>	<i>Quantity</i>	<i>Description</i>
<b>AUXILIARY SIDE BRUSH ARRANGMENT</b>			
1	Typ	1	Main Support Frame
2	026396	1	. Ram, brush Extend/Retract
3	023370	1	. Ram, brush Raise/Lower
4	021521	1	. Ram, brush Swing In/out
5		1	BRUSH ASSEMBLY .....Page D3
6	030857	1	. Kingpost Pivot Brkt
7	030856	1	. Thrust Bar
8	030858	1	. Kingpost Support Brkt
9	030859	1	. . Extend/Retract Ram, Pivot Brkt
10	030860	1	. . In/Out Ram, Pivot Brkt
11	030861	1	. . Large Washer
12	030862	2	. . Small Washer
13	030863	1	. . Push Link
NI	011082	1	. . . Nut, M20 Nyloc
NI	011102	1	. . . Washer, M20
NI	011141	4	. . . Bolt Hex Hd, M20 x 35 mm Long

When ordering replacement parts, always give the machine's Serial Number and specify Part Number, Quantity & Description



**D**



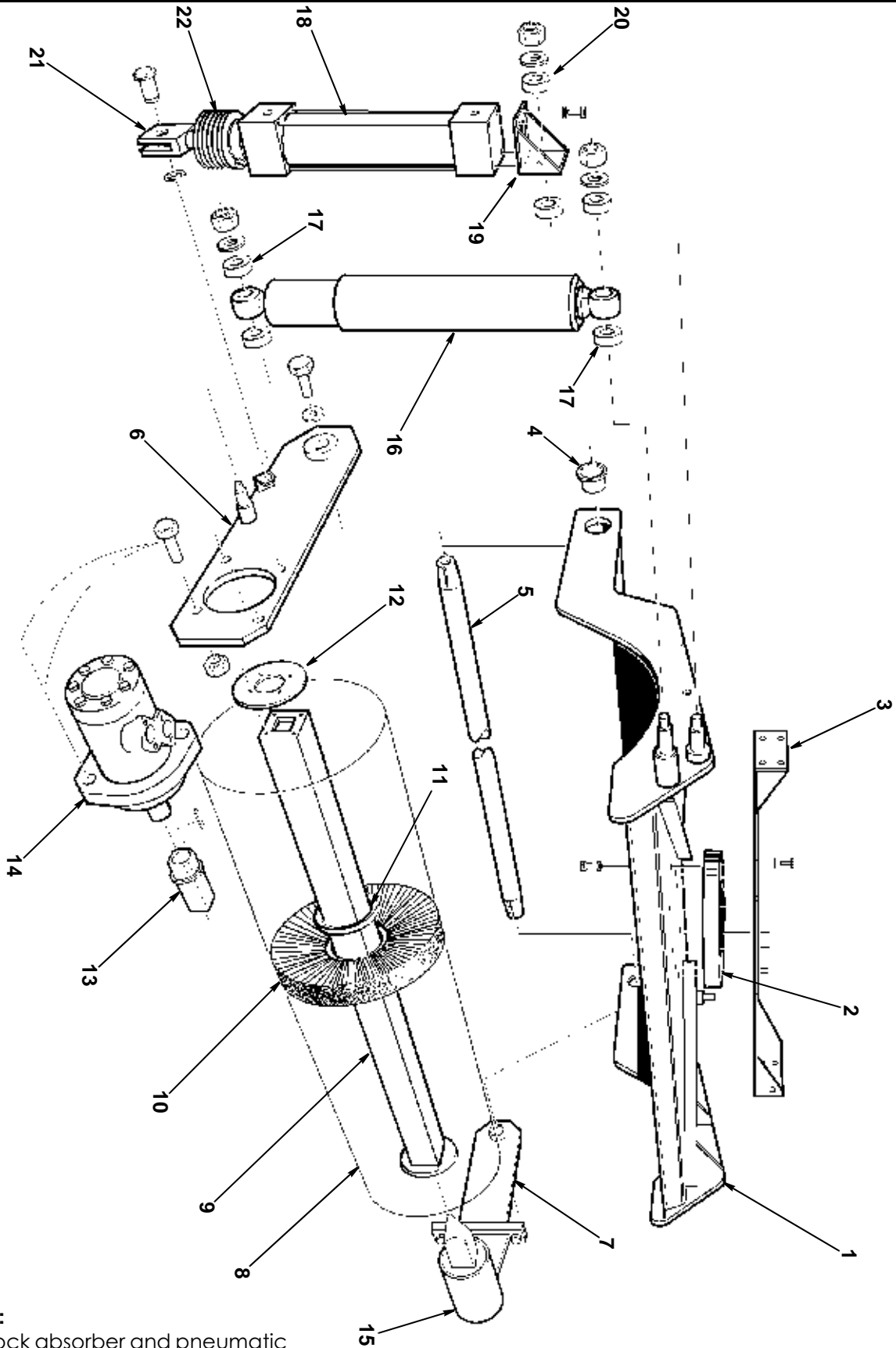
When ordering replacement parts, always give the machine's Serial Number and specify Part Number, Quantity & Description



Item	Part Number	Quantity	Description
<b>WIDE SWEEP ASSEMBLY</b>			
1	020725	1	. Cover, Wide-Sweep
1	025627	1	. Cover, Extended Wide Sweep + 200mm
2	020919	1	.. Ring, Adaptor
	011031	8	.. Bolt, Hex Hd, M10 x 25 mm Long
	011095	8	.. Washer, Spring, 10 mm
3	024155	1	.. SUPPORT, WIDE SWEEP .....Page D11
	011031	8	... Bolt, Hex Hd, M10 x 25 mm Long
	011095	8	... Washer, Spring, 10 mm
4	020729	2	.. Bush
5	023080	1	.. Shaft, Tapered, Wide-Sweep Pivot
5	025632	1	.. Shaft, Tapered, Extended Wide-Sweep Pivot
	013439	2	... Washer, Plain, 50 x 16.5 x 5
	011141	2	... Bolt, hex hd, M16 x 35 mm long
NI	013292	2	... Key
6	023077	1	.. Plate, Motor, LH
7	023078	1	.. Plate, Motor, RH
8	See Desc.	1	. Brush, Wide-Sweep (Small = 023168, Large = 023169)
9	013646	1	.. Core, Wide-Sweep Brush *
9	025642	1	.. Core, Extended Wide-Sweep Brush +200mm *
10	023474	33	.. Brush Refill, Large, 400 mm (Extended Wide-Sweep = 45 off) *
10	023471	33	.. Brush Refill, Small, 300 mm (Extended Wide-Sweep = 45 off)*
10	See Desc.	33	.. Brush Refill, Steel (300 mm 012966, 400 mm 010505, ext. = 45 off)*
11	023472	32	.. Spacer (Extended Wide-Sweep = 44 off) *
12	013649	1	.. Plate, End *
	011417	4	... Capscrew, Csk Hd, 3/8" UNC x 1" Long *
13	024535	1	... Shaft, Drive
	024538	1	.... Washer, Cone, Special
	011012	2	.... Setscrew, M8 x 30 mm Long (Use Thread Lock Compound)
	011515	1	.... Key
14	010566	1	.. MOTOR, HYDRAULIC, DANFOSS OMP 100 .....Page F17
	011053	2	... Bolt, Hex Hd, M12 x 35 mm Long
	011077	2	... Nut, Hex M12, Nyloc
NI	011167	2	... Adapter
NI	011154	2	.... Seal, Dowty
NI	011221	2	... Elbow
15	024224	1	.. BEARING ASSEMBLY, WIDE SWEEP.....Page D11
	011053	2	... Bolt, Hex Hd, M12 x 35 mm Long
	011077	2	... Nut, Hex M12, Nyloc
16	014063	2	. Shock absorber
	011075	2	.. Nut, Hex, M10, Nyloc
	011096	2	.. Washer, Plain, 12 mm
17	011000	4	.. Spacer, 5/8" bore x 1/2"
18	020602	2	. Cylinder, pneumatic, 40 mm X 125 mm
	011067	4	.. Bolt, Hex Hd, M6 x 20 mm Long
	011093	4	.. Washer, Spring, 6 mm
19	020731	1	.. Brkt, Pneumatic Cylinder
	011075	1	... Nut, Hex, M10, Nyloc
	011094	1	... Washer, Plain, 10 mm
20	011000	2	... Spacer, 5/8" Bore x 1/2"
21	014469	1	.. Clevis, M12 x 1.25
22	023110	1	.. Bellows
NI	022516	1	. Skirt, Wide-Sweep
NI	026026	1	. Skirt, Extended Wide-Sweep+200mm
NI	022517	1	.. Clamp, Wide-Sweep Skirt
NI	026025	1	.. Clamp, Extended Wide-Sweep Skirt
	011073	5	... Nut, Hex, M8, Nyloc

When ordering replacement parts, always give the machine's Serial Number and specify Part Number, Quantity & Description





**D**

**NOTE:**

RH shock absorber and pneumatic ram omitted to aid clarity

**MODIFIED WIDE SWEEP ASSEMBLY**

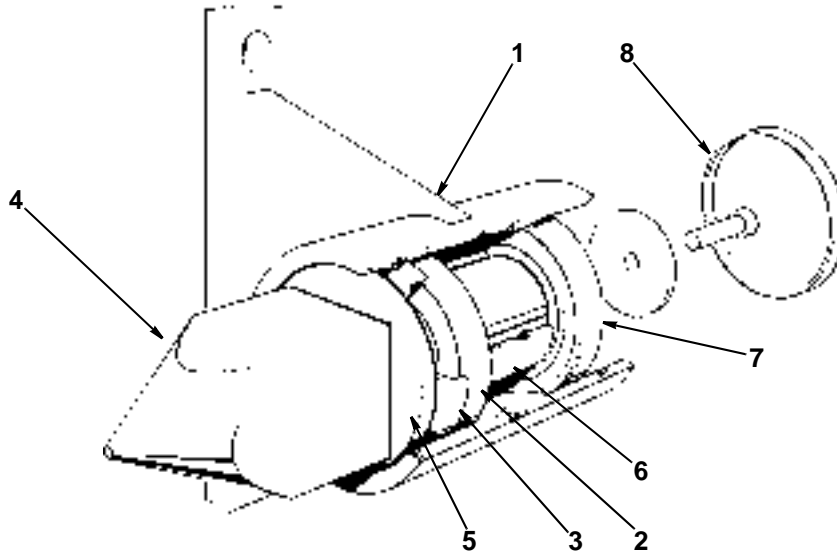
When ordering replacement parts, always give the machine's Serial Number and specify Part Number, Quantity & Description



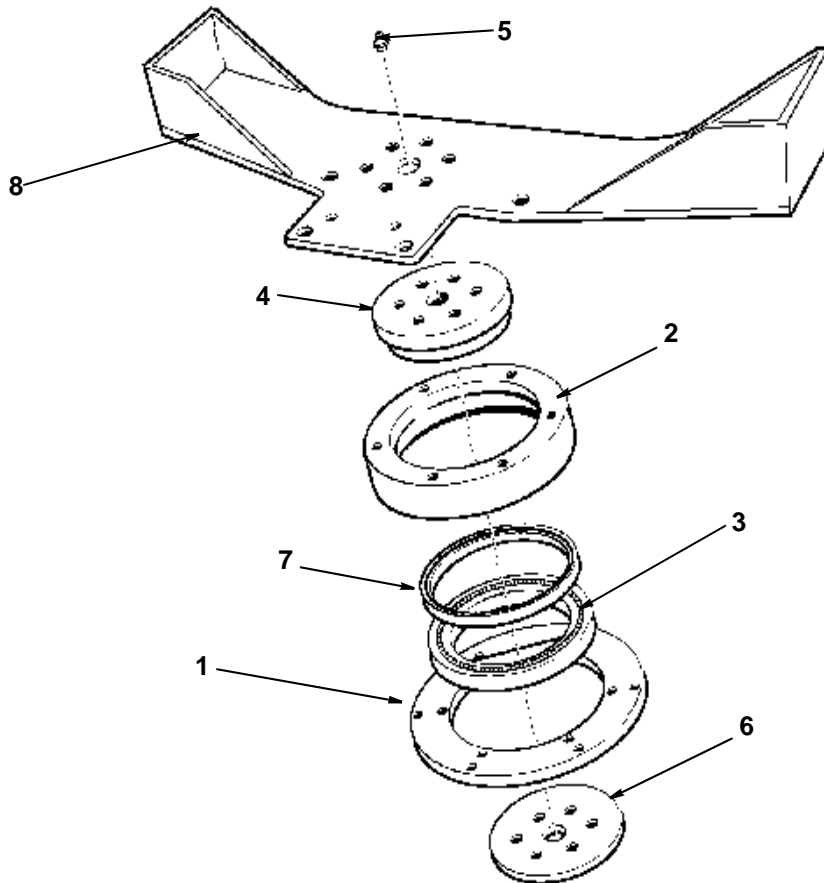
<i>Item</i>	<i>Part Number</i>	<i>Quantity</i>	<i>Description</i>
	<b>024224</b>		<b>BEARING ASSEMBLY, WIDE SWEEP</b>
1	024219	1	. Housing, Bearing Assembly
2	010578	1	.. Bearing, Ball Race
3	024220	1	... Seal. Oil
4	024223	1	.. Shaft
5	024221	1	... Spacer
6	024531	1	... Spacer
7	010578	1	... Bearing, Ball 6206
	010004	1	.... Washer, 9 x 45 x 4
	011010	1	.... Bolt, Hex Hd, M8 x 20 Long
8	024222	1	.. Cap, Bearing

<i>Item</i>	<i>Part Number</i>	<i>Quantity</i>	<i>Description</i>
			<b>WIDE-SWEEP SLEWING ARRANGEMENT</b>
1	024154	1	.. Clamp Ring
	011032	8	... Bolt, Hex Hd, M10 x 30 mm Long
	011075	8	... Nut, Hex, M10, Nyloc
2	024152	1	... Housing, Bearing
	000167	6	.... Screw, Csk Skt hd, M10 x 40 mm Long
3	024149	1	.... Bearing
4	024150	1	..... Spigot
5	013792	1	..... Nipple, Grease, Straight, 1/4" BSP
6	024151	1	..... Plate, Clamp
7	024148	1	..... Seal, oil
8	024155	1	..... Support, Wide Sweep
	000178	6	..... Screw, Csk Skt Hd, M10 x 65 mm Long
	011075	8	..... Nut, hex, M10, Nyloc
NI	024539	2	. RAM, HYDRAULIC..... Page F19
	012539	1	.. Restrictor No 5
	011122	1	.. Pin, Split, Cotter, 3/16" x 1 1/2" Long
	011069	1	.. Bolt, Hex Hd, M12 x 40 mm Long
NI	011724	1	.. Spacer, 12 mm
	011096	1	.. Washer, Plain, 12 mm
	011077	1	.. Nut, Hex, M12, Nyloc
NI	014473	1	.. Bellows, PVC
	005018	1	... Tyrap, 4.6 mm x 200 mm Long
	005024	1	... Tyrap, 2.5 mm x 100 mm Long
NI	003008	1	.. Bush, Reducing,

When ordering replacement parts, always give the machine's Serial Number and specify Part Number, Quantity & Description



**WIDE SWEEP BEARING ASSEMBLY**



**WIDE-SWEEP SLEWING ARRANGEMENT**

When ordering replacement parts, always give the machine's Serial Number and specify Part Number, Quantity & Description

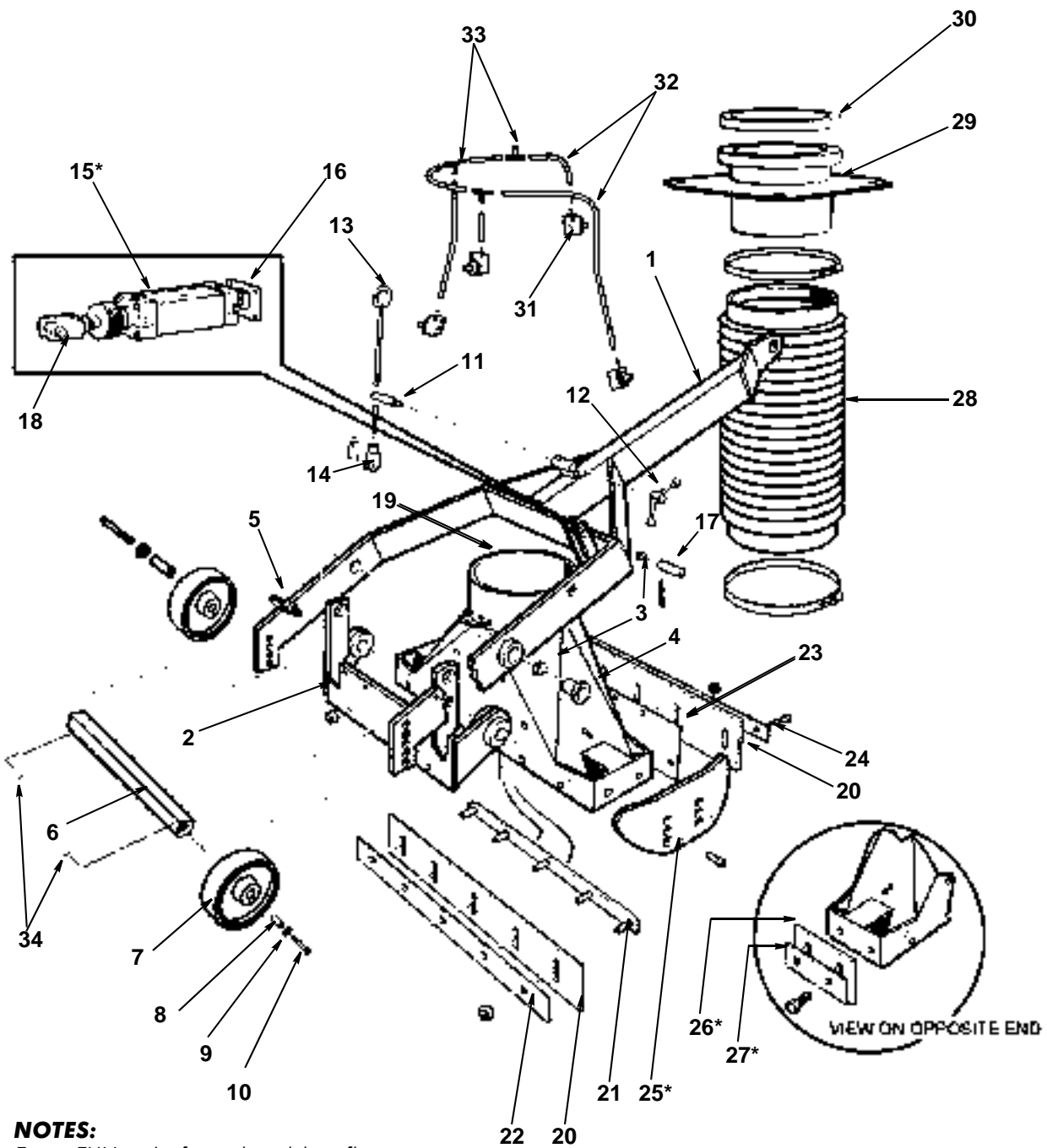




<i>Item</i>	<i>Part Number</i>	<i>Quantity</i>	<i>Description</i>
<b>TILTING SUCTION NOZZLE ASSEMBLY</b>			
1	Typ	1	. Frame, (RH shown)
2	Typ	1	.. Pivot, Tilting Nozzle
	000119	2	... Bolt, Hex Hd, M14 x 60 mm Long
	000351	2	... Bolt, Hex Hd, M14 x 70 mm Long (XP Models)
	011146	2	... Nut, Hex, M14
3	024682	8	... Bush, Hardened
4	021416	2	... Sleeve
5	010606	4	... Carabiner (Attaches Chain Sections to Frame and Together)
6	Typ	1	.. Axle
7	020331	2	... Wheel, 250 mm Dia.
8	013116	1	.... Spacer, Wheel
9	011135	4	.... Washer, Plain 16 mm
10	020332	2	.... Bolt, M16 x 100 Long
11	023625	1	.. Adjuster, Nozzle
NI	000182	1	... Special Locknut (Adjuster Nozzle)
12	024051	1	... Turn Wheel, Nozzle Adjust
13	023610	1	... Rod, Nozzle Adjust
NI	021944	1	... Double Wound Grip, R Clip 3mm Wire
14	020291	1	.... Clevis, M10 x 1.25
NI	010525	AsReq	.... Chain, Large Link, Welded, Nozzle Adjust
NI	025681	1	.... Leash Assembly, Nozzle Adjust
	000072	1	..... Setscrew, Hex Hd, M10 x 45 mm Long
	011074	1	..... Nut, Hex, M10
15	032119	1	..Cylinder, pneumatic, 40 x 125
15	027114	1	.. RAM, Hydraulic
16	023827	1	... Ram End
17	010067	1	... Pin, 20 mm x 50 mm Long
	011122	2	.... Pin, Split, Cotter, $\frac{3}{16}$ " x $1\frac{1}{4}$ " Long
18	022673	1	... Pin, Clevis (For Retaining Clip, Order Part Number 022674)
19	Typ	1	. Nozzle
	011031	4	.. Bolt, Hex Hd, M10 x 25 mm Long
	011075	4	.. Nut, Hex, M10, Nyloc
20	Typ	2	.. Flap, Nozzle, Front & Rear
21	Typ	1	... Retainer, Bolt, Rear Flap
22	Typ	1	... Clamp, Retaining, Rear Flap
	011073	5	.... Nut, Hex, M8, Nyloc
23	020334	1	... Plate, Front Flap
	011010	5	.... Bolt, Hex Hd, M8 x 20 mm Long (Front Flap Plate)
24	013025	1	... Clamp, Retaining, Front Flap
	011010	5	.... Bolt, Hex Hd, M8 x 20 mm Long
	011073	5	.... Nut, Hex, M8, Nyloc

**Continued...**

When ordering replacement parts, always give the machine's Serial Number and specify Part Number, Quantity & Description



**NOTES:**

For a FULL set of nozzle rubber flaps order part number 024550

Items marked \* are positioned on the opposite side when fitted to LH nozzle.

Frame tow-point ball ends are welded to the frame (Item 1) but can be procured as replacements if required. Please contact our Parts & service Dept. for details.

**TILTING SUCTION NOZZLE, NEW TYPE**  
(RH shown, LH similar see notes)

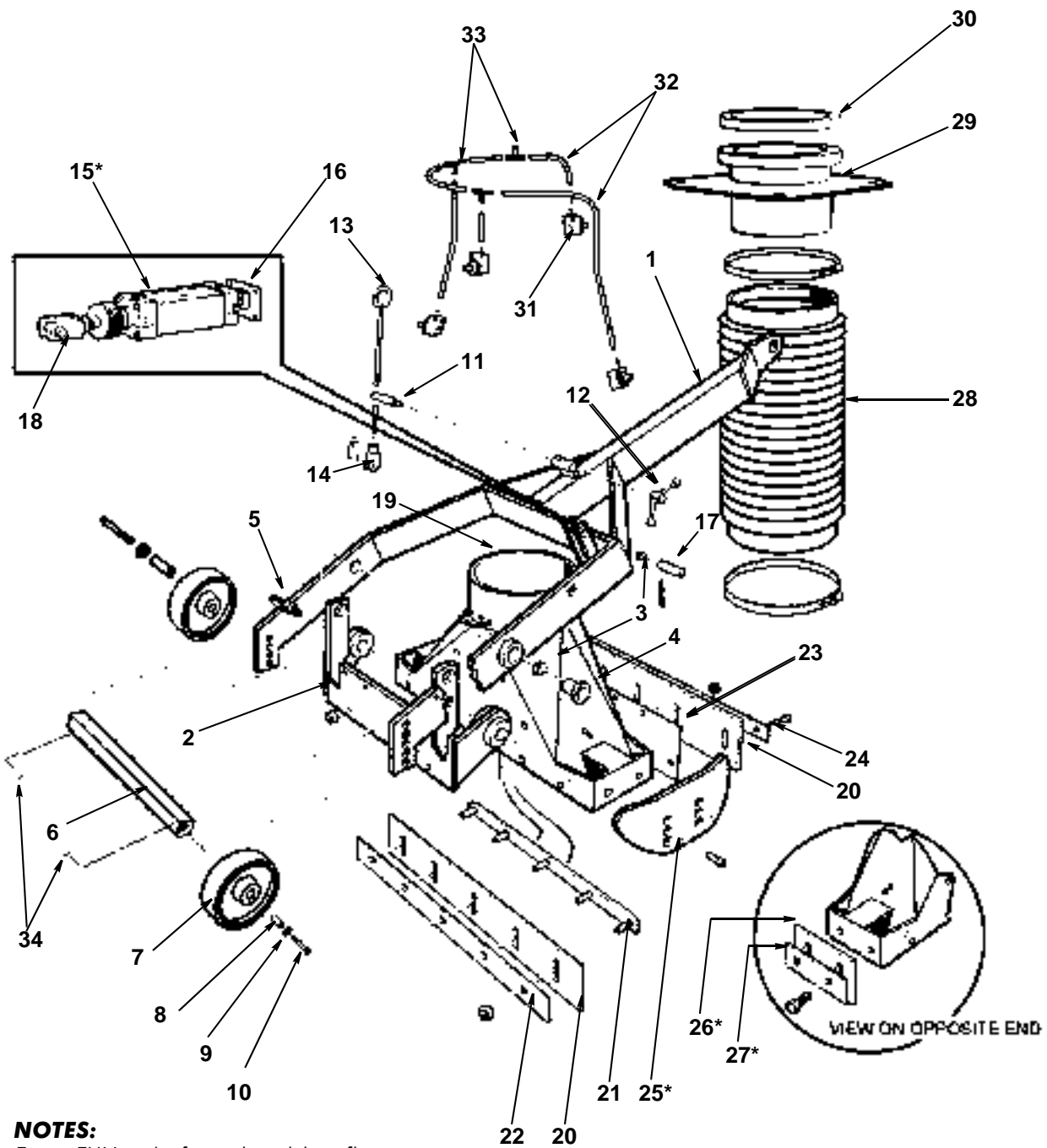
When ordering replacement parts, always give the machine's Serial Number and specify Part Number, Quantity & Description





<i>Item</i>	<i>Part Number</i>	<i>Quantity</i>	<i>Description</i>
<b>TILTING SUCTION NOZZLE ASSEMBLY.....Continued</b>			
25	013277	1	.. Plate, Skid, Nozzle *
	011021	2	... Capscrew, Skt Hd, M8 x 25 mm Long
	011073	2	... Nut, Hex, M8, Nyloc
26	013283	1	.. Flap, Nozzle, Side * (See Note Opposite Page)
27	013024	1	... Clamp, Retaining, Side Flap *
	011012	2	.... Bolt, HHex Hd, M8 x 30 mm Long
	011073	2	.... Nut, Hex, M8, Nyloc
28	013028	1	.. Hose/Trunking, Suction Nozzle
	012933	2	... Clamp, Hose
29		1	.. SPIGOT, SUCTION .....Page D19
30	013601	1	... Seal, Spigot
31	013360	4	.. Jet Assembly, Water Spray
	011001	1	... Bolt, Hex Hd, M6 x 16 mm Long
32	010950	1.3 m	.. Hose, Plastic Reinforced, $\frac{3}{8}$ " Bore (Cut to Length as Required)
33	003000	3	.. Tee, Brass, $\frac{3}{8}$ " (Replaces Plastic Tee)
	010516	12	... Clamp, Hose
34	011060	2	.. Nut, Hex, M16, Nyloc

When ordering replacement parts, always give the machine's Serial Number and specify Part Number, Quantity & Description



**NOTES:**

For a FULL set of nozzle rubber flaps order part number 024550

Items marked \* are positioned on the opposite side when fitted to LH nozzle.

Frame tow-point ball ends are welded to the frame (Item 1) but can be procured as replacements if required. Please contact our Parts & service Dept. for details.

**TILTING SUCTION NOZZLE, NEW TYPE**  
(RH shown, LH similar see notes)

When ordering replacement parts, always give the machine's Serial Number and specify Part Number, Quantity & Description

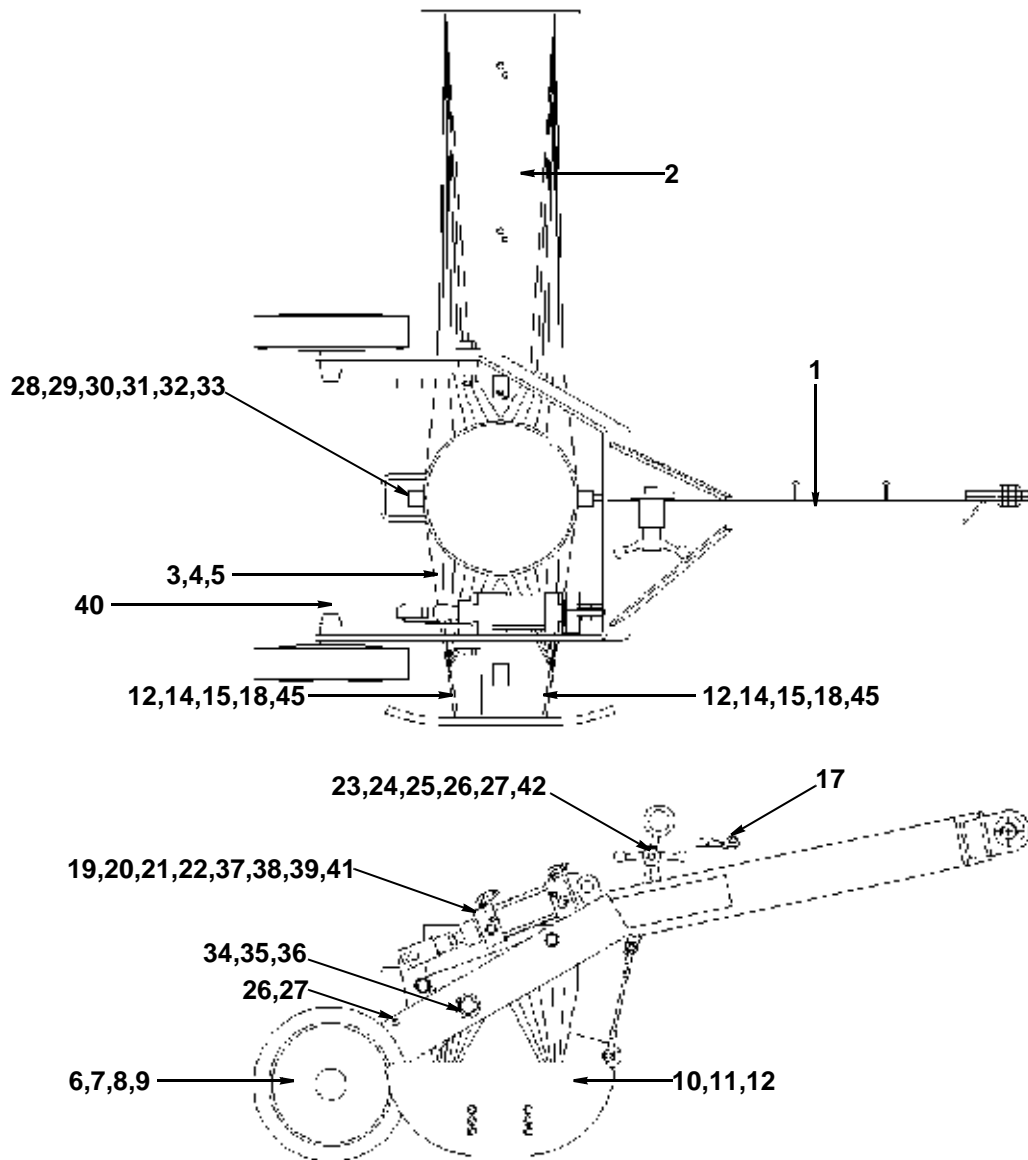




<i>Item</i>	<i>Part Number</i>	<i>Quantity</i>	<i>Description</i>
	<b>030937/8</b>		<b>FULL WIDTH NOZZLE ASSEMBLY 5.5 - OPTION</b>
1	023606	1	Nozzle Frame, Right Hand
1	023605	1	Nozzle Frame, Left Hand
2	030928	1	Nozzle Full Width, Right Hand
2	030929	1	Nozzle Full Width, Left Hand
3	023607	1	Nozzle Pivot
4	011031	4	Setscrew, Hex M10 x 25mm
5	011075	10	Nut, Nyloc M10
6	020331	2	Wheel 250 Dia
7	013116	2	Spacer, Wheel
8	020333	1	Axle
9	020332	2	Bolt, Axle
10	013277	1	Skid Plate
11	011021	2	Screw, Socket Cap M8 x 25mm
12	011073	16	Nut, Nyloc M8
13	011012	2	Setscrew, Hex M8 x 30mm
14	030940	2	Flap, Front/Rear
15	030941	2	Clamp, Front/Rear
16	025681	1	Leash Cable Assembly
17	021944	1	Double Wound Grip Clip
18	011010	12	Setscrew, Hex M8 x 20mm
19	023608	1	Cylinder, Pneumatic, 50 x 50
20	022673	1	Clevis Retaining Pin
21	021510	1	Bellow
22	022674	1	Clevis Retaining Pin Clip
23	024051	1	Ball Handle, Nozzle Adjust
24	023610	1	Adjuster
25	023625	1	Rod
26	010606	4	Carabiner
27	010525	520 mm	Chain Link
28	013360	6	Jet, Water Spray
29	010950	1.5 m	Hose $\frac{3}{8}$ "
30	003000	5	Tee, Brass $\frac{3}{8}$ "
31	010516	16	Jubilee Clip No M00
32	011001	5	Setscrew, Hex M14 x 60mm
33	011091	5	Washer, Spring M6
34	021416	2	Sleeve
35	000119	2	Setscrew, Hex M14 x 60mm
36	011146	2	Nut, Hex M14
37	010067	1	Pin 20 x 50
38	011122	2	Split pin $\frac{3}{16}$ " x $1\frac{1}{2}$ "
39	024646	2	Elbow 6mm x $\frac{1}{4}$ "
40	010903	1	Grease Nipple 1/8"
41	023827	1	Ram End 50
42	020299	1	Clevis M16 x 1.5
43	011074	1	Nut, Hex M10
44	011034	1	Setscrew, Hex M10 x 40mm
45	030939	2	Bolt Retainer

When ordering replacement parts, always give the machine's Serial Number and specify Part Number, Quantity & Description





FULL WIDTH NOZZLE ASSEMBLY 5.5

When ordering replacement parts, always give the machine's Serial Number and specify Part Number, Quantity & Description




<i>Item</i>	<i>Part Number</i>	<i>Quantity</i>	<i>Description</i>
<b>SUCTION BOXES - PNEUMATIC LIFTING ARRANGEMENT</b>			
1	030772	2	CYLINDER, PNEUMATIC, 50 mm x 200 mm
2	023111	2	. Bellows
NI		AsReq	. Seal kit (030772 Cylinder)
3	021158	2	. Flow Regulator
4	032293	2	.. M16 x 1.5 Ring Nut
5	030775	2	.. Cylinder Mounting Brkt
6	030776	2	.. Cylinder Pivot Block
7	030777	2	.. Cylinder Pivot
NI	000003	8	. Cks Screw M8 x 20 Long
NI	011057	2	. Hex Hd Bolt M12 x 100 Long
NI	011077	2	. Nut, Hex M12 Nyloc
NI	011096	8	. Washer M12
NI	011033	8	.. Bolt Hex hed, M10 x 35
NI	011075	8	.. Nut Hex M10 Nyloc

<i>Item</i>	<i>Part Number</i>	<i>Quantity</i>	<i>Description</i>
<b>SUB FRAME - SUCTION SPIGOTS</b>			
1	013111	AsReq	Suction Spigot, 220mm Length
1	023896	AsReq	Suction Spigot, 300mm Length
1	013976	AsReq	Suction Spigot, 380mm Length
1	024514	AsReq	Suction Spigot, 400mm Length
1	020801	AsReq	Suction Spigot, 440mm Length
1	024512	AsReq	Suction Spigot, 500mm Length
1	024735	AsReq	Suction Spigot, 600mm Length
2	013601	AsReq	. Seal, Spigot
NI	028781	AsReq	.. Packer 3 mm
NI	028782	AsReq	.. Packer 5 mm
NI	013028	AsReq	SUCTION HOSE .....Page D1
NI	012933	AsReq	. Jubilee Clip No 10.50

**NOTE:**

The Scarab Sweeping Equipment is Mounted on a Wide Range of Chassis Types. The Height of the Chassis Determines which Trpe of Suction Spigot is Fitted. In Some Cases it May be Advisable to Obtain Either the Length of Spigot or the Machine Serial Number.

When ordering replacement parts, always give the machine's Serial Number and specify Part Number, Quantity & Description




1,2,3,4

5,6,7

**SUCTION BOXES - PNEUMATIC LIFTING ARRANGEMENT**

**D**



1,2

1,2

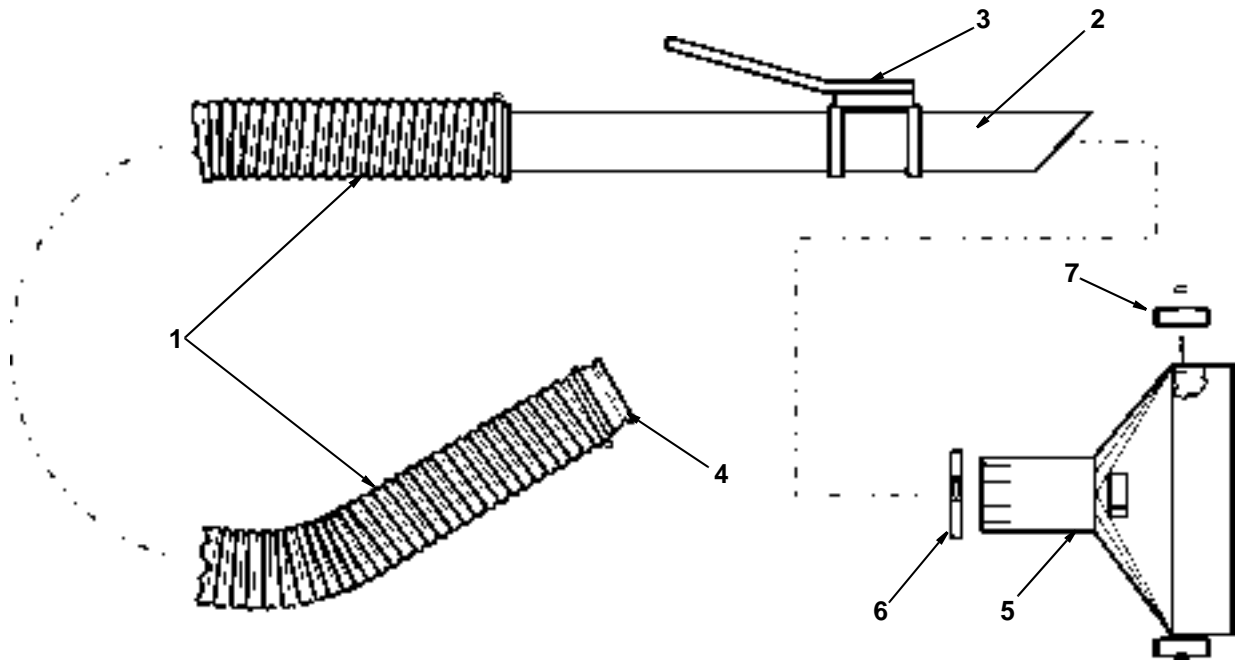
**SUCTION SPIGOTS**

When ordering replacement parts, always give the machine's Serial Number and specify Part Number, Quantity & Description



<i>Item</i>	<i>Part Number</i>	<i>Quantity</i>	<i>Description</i>
<b>WANDER HOSE ARRANGEMENT</b>			
1	010119	1	. Hose/Ducting, Flexible, Rubberised Fabric, 160 mm x 3 m long
2	010587	1	.. Pipe, Nozzle
	010519	1	... Jubilee Clip
3	010321	1	... Handle
4	012488	1	.. Spigot
	010519	1	... Jubilee Clip
NI	013537	1	... Gasket
5	012873	1	.. Fishtail (Optional)
6	011808	1	... Clip, Over-Centre Fastening
7	010508	2	... Wheel
	011035	1	.... Bolt, Hex Hd, M10 x 50 mm Long (Axle)
	011075	1	.... Nut, Hex, M10, Nyloc

When ordering replacement parts, always give the machine's Serial Number and specify Part Number, Quantity & Description



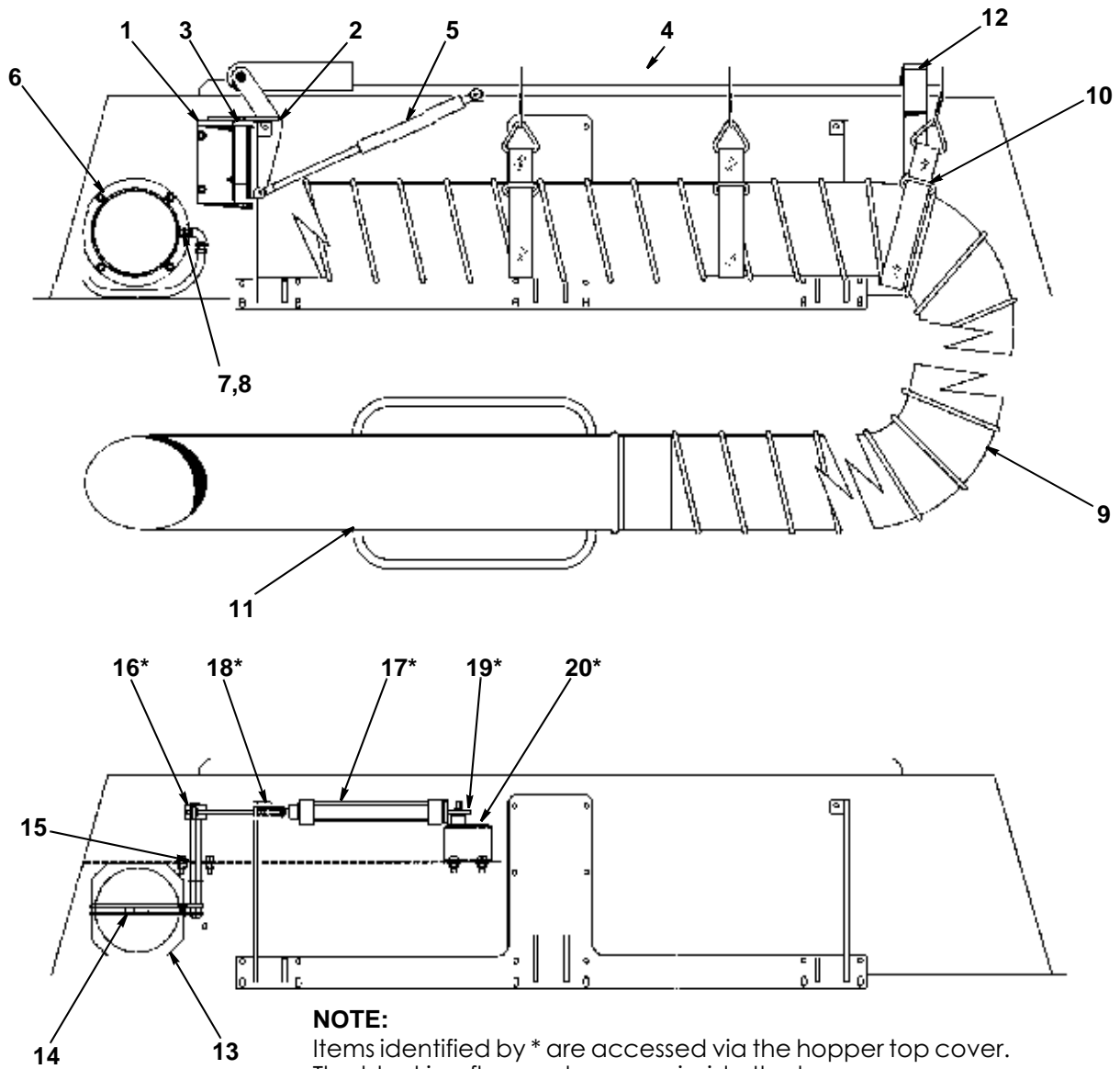
**WANDER HOSE ARRANGEMENT**  
Showing Fishtail Option.

When ordering replacement parts, always give the machine's Serial Number and specify Part Number, Quantity & Description



<i>Item</i>	<i>Part Number</i>	<i>Quantity</i>	<i>Description</i>
<b>WANDER BOOM - REAR MOUNTED - OPTION</b>			
1	025220	1	. Plate, Hinge, LH
NI	025574	1	. Plate, Hinge, RH
2	025219	1	. . Hinge
3	023490	1	. . . Shaft, Hinge
NI	013662	2	. . . Bush, Plastic
NI	010903	1	. . . Nipple, Grease, Straight, 1/8" BSP
4	025218	1	. Boom, Support
5	021993	1	. . Gas Strut, Boom Support
6	025225	1	. Sleeve, Wander Hose
7	012316	1	. . Nozzle, Spray jet
8	010915	1	. . . Elbow, Galvanised, 3/8" BSP
NI	010922	1	. . . . Hose tail, 1/4" BSP x 3/8"
9	025214	1	. Hose, Flexible, 180 mm I/D
	012933	1	. . Clamp, Hose, Worm Drive
10	025235	3	. . Strap Assembly, Webbing, Wander Hose
	010606	1	. . . Carabiner, Strap
11	025217	1	. . . Tube, Suction
	012933	1	. . . . Clamp, Hose, Worm Drive
12	025268	1	. Bracket, Wander Boom Stowage
13	025251	1	. Flap, Blanking
14	025252	1	. . Arm, Blanking Flap
15	021164	1	. . . Pivot, Blanking Flap
NI	013488	2	. . . . Bush
NI	010903	1	. . . . Nipple, Grease, Straight, 1/8" BSP
16	025254	1	. . . Lever, Blanking Flap
17	021467	1	. . . Cylinder, pneumatic, 40 x 200
18	014469	1	. . . . Clevis
NI	023270	1	. . . . . Clevis Retaining Pin
NI	023269	1	. . . . . Clevis Retaining Pin
19	014457	1	. . . . Bracket, Mounting, Ram
20	021163	1	. . . . Pivot Assembly, Ram

When ordering replacement parts, always give the machine's Serial Number and specify Part Number, Quantity & Description



**REAR-MOUNTED WANDER BOOM (POST OCT. '99)**

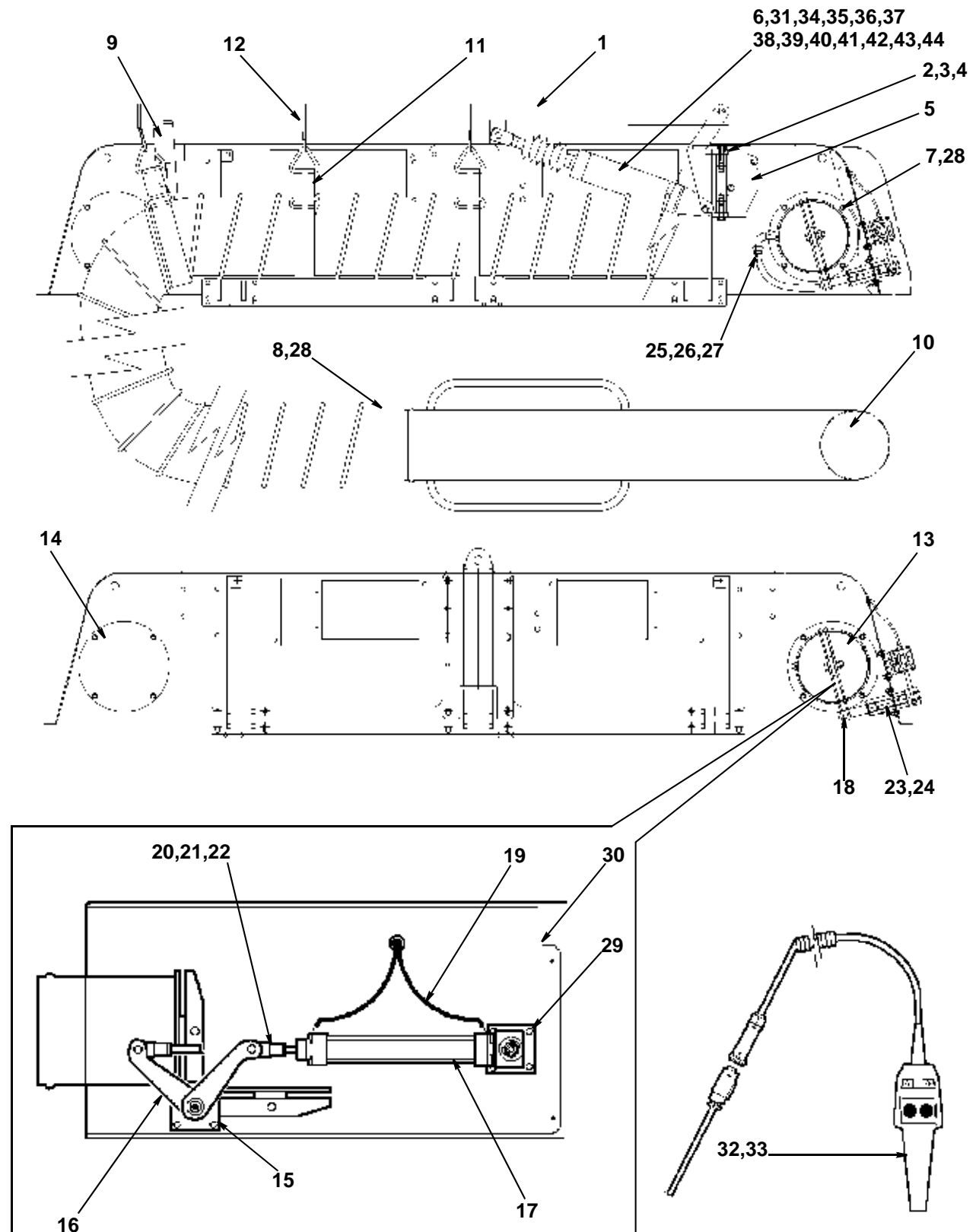
When ordering replacement parts, always give the machine's Serial Number and specify Part Number, Quantity & Description



<i>Item</i>	<i>Part Number</i>	<i>Quantity</i>	<i>Description</i>
	<b>028105/028104</b>		<b>PNEUMATICALLY ASSISTED REAR-MOUNTED WANDER BOOM</b>
1	027926	1	Hose Support
2	025219	1	Wander Hose
3	013662	2	Bush
4	023490	1	Hinge Shaft
5	025574	1	Support, Wander Hose, RH Model
5	025220	1	Support, Wander Hose, LH Model
6	028306	1	Pneumatic cylinder 63 x 160
7	025225	1	Wander Hose Sleeve
8	025214	1	Wander Hose
9	027929	1	Stowage Brkt
10	025217	1	Suction Tube
11	025235	3	Strap, Wander Hose
12	010606	3	Carabiner
13	025487	1	Wander Hose Flap
14	025486	1	Coverplate
15	025471	1	Pivot Tube - Wander Hose Flap (Bolt On)
16	025254	1	Flap Lever
17	021467	1	Cylinder, pneumatic, 40 x 200
18	025476	1	Flap Arm Wanderhose
19	024550	1	Superflex Nylon, 6 mm
20	014469	1	Clevis M12 x 1.25
21	023270	1	Clevis Pin
22	023269	1	Safety Fastener
23	010903	1	Grease Nipple 1/8" BSP
24	013488	2	Bush
25	012316	1	Spray jet
26	010915	1	Elbow
27	010922	2	Hose tail
28	012933	2	Jubilee Clip
29	025524	1	Pivot (Bolt on)
30	026105	1	Cover, RH Model
30	026104	1	Cover, LH Model
31	021158	2	Restrictor
32	028270	1	Remote Control Unit, Rear Boom
33	028355	1	Holster, for Remote Control
34	011034	1	Setscrew, Hex M10 x 40 mm
35	011075	1	Nut, Nyloc M10
36	028305	1	Pivot, Cylinder
37	020299	1	Clevis M16 x 1.5 mm
38	011010	4	Setscrew, Hex M8 x 20 mm
39	011093	4	Spring Washer M8
40	023111	1	Bellow
41	022673	1	Clevis Pin
42	022674	1	Clip Retaining
43	010517	1	Jubilee Clip No 0X (18-25)
44	010518	1	Jubilee Clip No 1X (30-40)

When ordering replacement parts, always give the machine's Serial Number and specify Part Number, Quantity & Description





**PNEUMATICALLY ASSISTED REAR-MOUNTED WANDER BOOM**

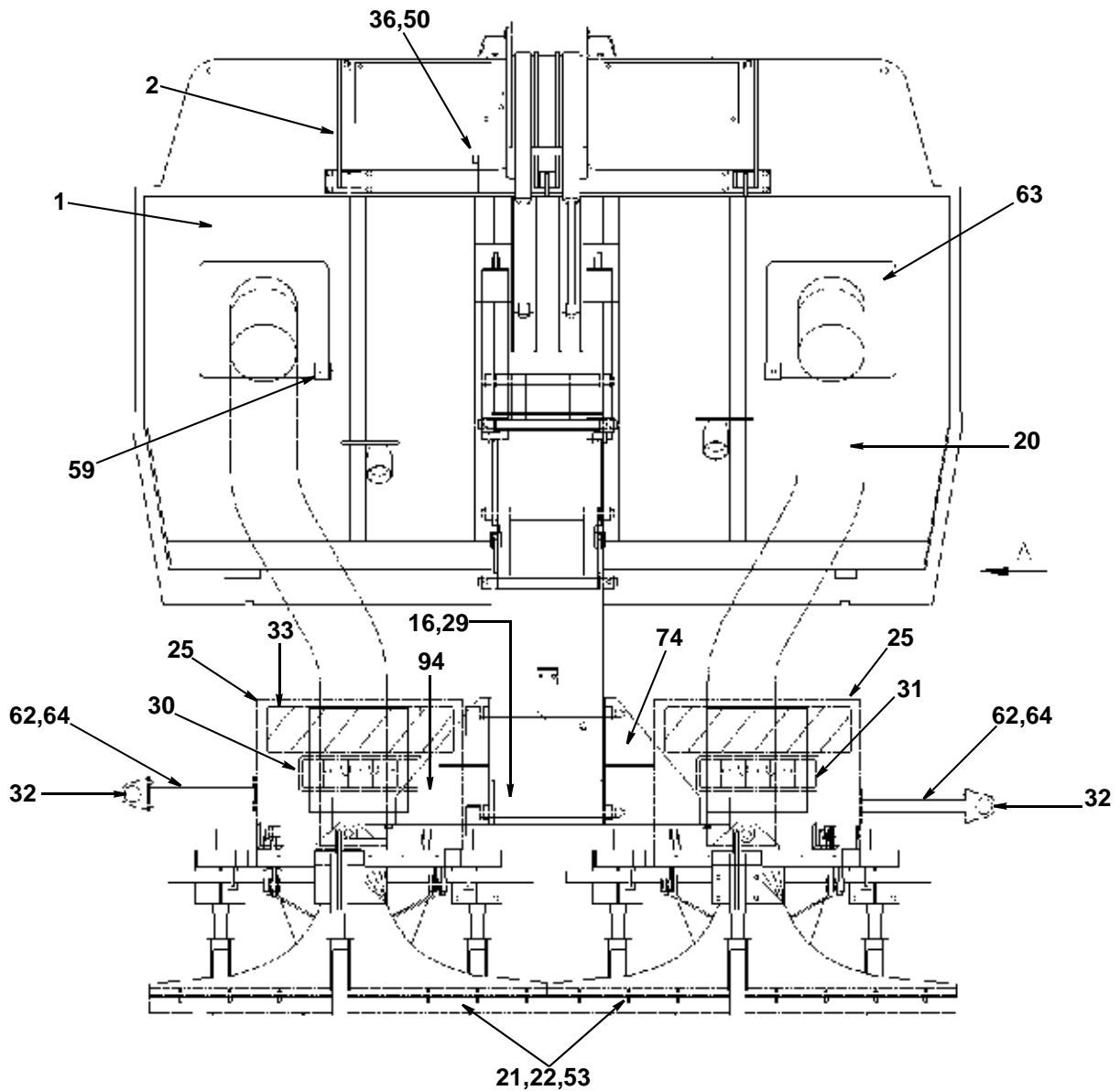
When ordering replacement parts, always give the machine's Serial Number and specify Part Number, Quantity & Description



<i>Item</i>	<i>Part Number</i>	<i>Quantity</i>	<i>Description</i>
	<b>027015</b>		<b>REAR SUCTION NOZZLE - OPTION</b>
1	026962	1	Rear Door
2	025660	1	. Adjustable hinge Plate
3	026426	1	. Adjustable Ram Mount
4	026427	2	. Bracket, Ram Mount
5	026398	2	. Cylinder Assembly
6	026968	2	. Pneumatic Cylinder 63 Bore
7	026392	2	. Ram Pivot
8	026384	1	. Top Link
9	026385	1	. Bottom Link
10	026967	1	. Main Support
11	027817	1	. Central Support Beam
12	027816	2	. Nozzle Frame
13	026969	2	. Chipping Nozzle
14	026402	2	. Linkage Pin Front
15	026401	2	. Linkage Pin Rear
16	026400	2	. Linkage Pin Removable
17	026395	2	. Pivot Pin
18	028488	6	. Jacking Castor Assembly
19	026964	2	. Spraybar
NI	030251	AsReq	. . Jets
20	026974	0.50	. Hose 8"
21	026404	4	. Flap Side Skirt
22	026405	4	. Skirt Clamp
23	026406	4	. Skirt Clamp Ends
24	026407	4	. Rubber Skirt
25	027819	2	. Light Mounting
26	020299	6	. Clevis M16 x 1.5
27	010606	4	. Carabiner
28	026809	2	. Connector 7mm
29	013053	2	. Linch Pin
30	013482	1	. Lamp LH
31	013483	1	. Lamp RH
32	028530	2	. Outline Marker Lamp
33	022389	1	. Rear Marking Plate
34	013792	13	. Grease Nipple 1/4" BSP
35	026197	4	. Spraybar Brkt
36	026808	2	. Safety Switch
37	026810	2	. Safety Hook
38	026048	2	. Reed Switch
39	014983	4	. U Clamp 1 5/8
40	026749	1	. Wiring Loom , Rear Lights
41	014677	2	. Wiring Harness
42	028445	6	. Castor Brkt
43	027818	2	. Gobbler Pivot
44	023608	2	. Air Ram Nozzle Tilt
45	023827	2	. Ram End assembly
46	022673	2	. Clevis Pin
47	022674	2	. Clip Retaining

**Continued...**

When ordering replacement parts, always give the machine's Serial Number and specify Part Number, Quantity & Description



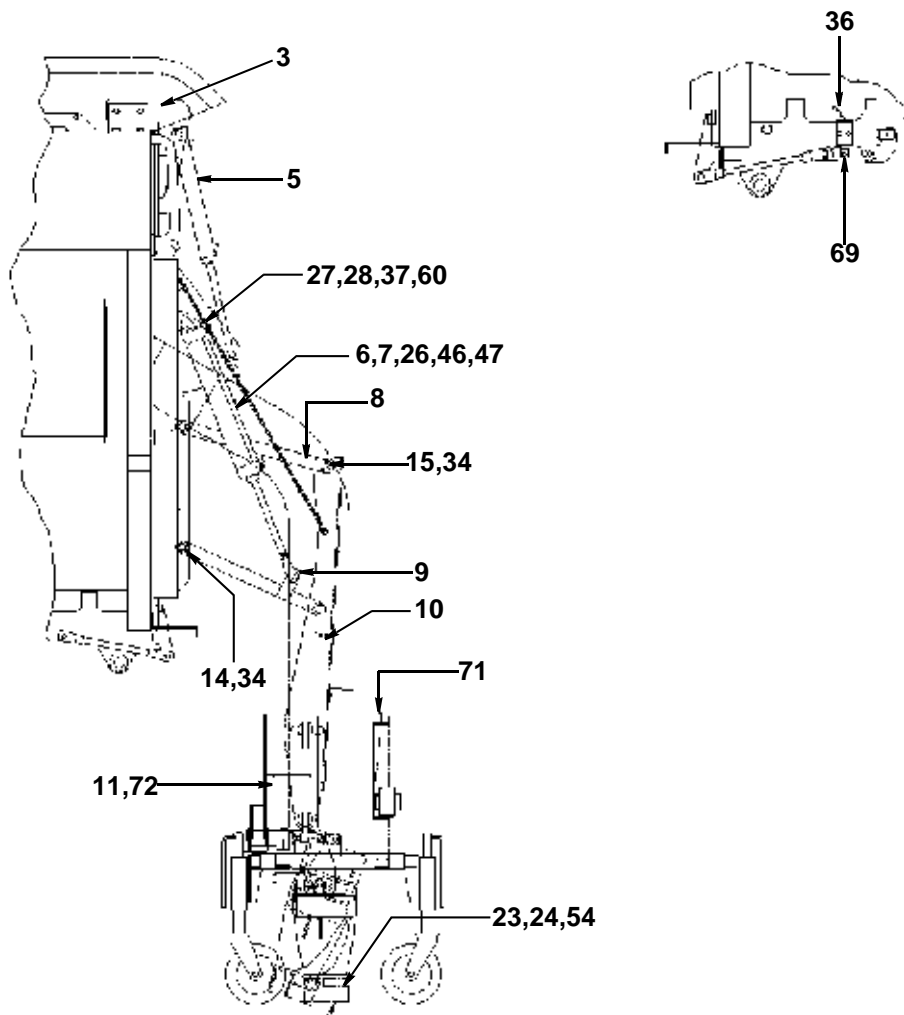
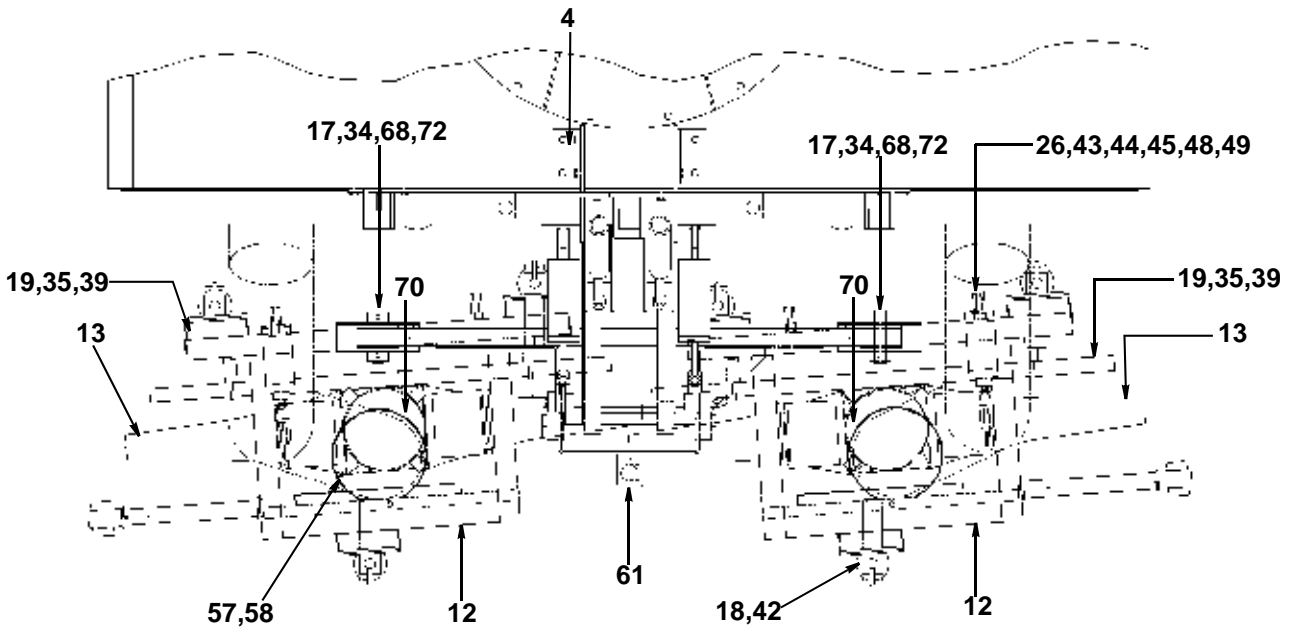
REAR DOOR SUCTION NOZZLE ASSEMBLY

When ordering replacement parts, always give the machine's Serial Number and specify Part Number, Quantity & Description



<i>Item</i>	<i>Part Number</i>	<i>Quantity</i>	<i>Description</i>
	<b>027015</b>		<b>REAR SUCTION NOZZLE - OPTION (continued)</b>
48	010067	2	. Pin 20 x 20
49	011122	4	. Split Pin $\frac{3}{16}$ " x $1\frac{1}{2}$ "
50	026750	1	. Proximity Switch Brkt
51	006019	2	. Quick Release Coupling Male
52	006020	2	. Quick Release Coupling Female
53	027826	4	. Flap Retainer Front/Rear
54	027827	4	. Flap Retainer Side/Rear
55	002116	1	. Valve Ball 3" c/w Handle
56	002117	2	. Hose Straight 3"
57	028165	1	. Spray Jet in Suction Tube
58	010950	3	. Hose, Reinforced $\frac{3}{8}$ "
59	028446	2	. Hose Brkt
60	010525	1	. Chain Link Large
61	026190	1	. ITT Connector Brkt
62	028444	2	. Extremity Sensor Brkt
63	027674	2	. Hose Spigot Plate
64	028499	2	. Nut Plate Extremity Indicator
65	021416	4	. Sleeve
66	000119	4	. Hex Setscrew M14 x 60 mm Long
67	011146	4	. Full Nut M14
68	012597	1	. Quick Release Coupling $\frac{1}{2}$ "
69	028655	2	. Nozzle Pivot Brkt
70	028656	2	. Safety Interlock Switch Brkt
71	023595	2	. Release Cable
72	025222	2	. Titanfast DX78
73	013662	8	. Bush
74	028710	1	. Support Beam Mounting Brkt LH
75	028711	1	. Support Beam Mounting Brkt RH
76	010997	1	. Hose $\frac{1}{2}$ " x 6170 mm Straight

When ordering replacement parts, always give the machine's Serial Number and specify Part Number, Quantity & Description



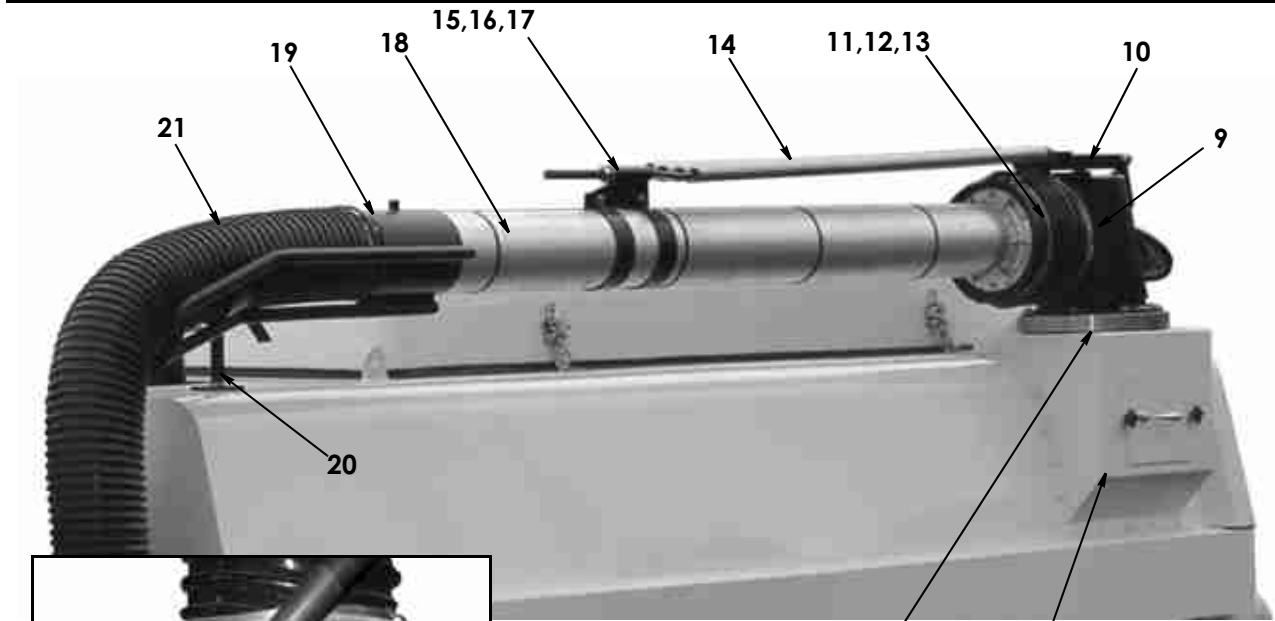
**REAR DOOR SUCTION NOZZLE ASSEMBLY**

When ordering replacement parts, always give the machine's Serial Number and specify Part Number, Quantity & Description


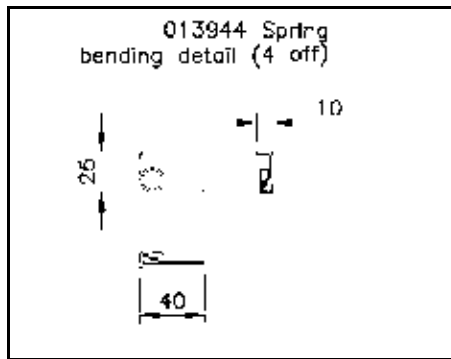



<b>Item</b>	<b>Part Number</b>	<b>Quantity</b>	<b>Description</b>
<b>OVERHEAD BOOM ASSEMBLY</b>			
1	034060	2	. Boom Carrier (LH)
1	034068	1	. Boom Carrier (RH)
	000257	26	. . Bolt, Hex Hd, M8 x 25 mm Long St St <sup>l</sup>
	000263	57	. . Washer St St <sup>l</sup>
	000264	24	. . Nut, Hex M8 Nyloc St St <sup>l</sup>
2	032351	1	. Access Cover
3	010502	1	. Handle
4	000248	2	. Locking Handle M8
5	013788	1	. Outer Slew Ring
6	013789	1	. Inner Slew Ring
7	013791	92	. Ball, Ø10
8	013792	1	. Grease Nipple ¼" BSP
	011031	22	. . Bolt, Hex Hd, M10 x 25 mm Long
	011095	17	. . Washer, Spring, M10
9	013795	1	. Boom Elbow
10	013801	1	. Spring Anchor Bracket
	011141	2	. . Bolt, Hex Hd, M16 x 35 mm Long
	011060	2	. . Nut, Hex M16 Nyloc
11	014223	1	. Suction Hose
12	013799	1	. Pivot Boom
13	013798	2	. Pivot Block
	012933	1	. . Jubilee Clip
	011036	4	. . Bolt, Hex Hd, M10 x 60 mm Long
14	013805	4	. Spring, 800 mm Long
15	013802	1	. Tensioner Anchor Bracket
16	013804	1	. Tensioner Bracket
17	013803	2	. Tensioner Clamp
	011053	2	. . Bolt, Hex Hd, M12 x 35 mm Long
	011077	5	. . Nut, Hex M12 Nyloc
18	TYP	1	. Suction Tube
	011010	6	. . Bolt, Hex Hd, M8 x 20 mm Long
	011073	8	. . Nut, Hex M8 Nyloc
19	033399	1	. Boom End
20	033401	1	. Boom Hook Retaining Bracket
	011075	2	. . Nut, Hex M10 Nyloc
21	032618	As Req	. Wander Hose Ø160 ID
	010519	2	. . Jubilee Clip
22	033402	1	. Hose Coupling
23	033110	1	. Control Valve
24	023203	1	. Elbow, Ø6 Tube x ¼" BSP
	000137	2	. . Caphead M5 x 50 mm Long
25	033536	2	. Clamp Handle
26	013944	4	. Spring, (Supplied as Standard, Refer to Drawing for Bending Details)
27	033463	2	. Spacer
	011016	2	. . Bolt, Hex Hd, M8 x 50 mm Long
28	034342	1	. LP Water Nozzle
	011087	1	. . Bolt, Hex Hd, M6 x 26 mm Long
29	033403	1	. Boom Tube Coupling
	000250	4	. . Bolt, Hex Hd, M6 x 20 mm Long St St <sup>l</sup>
	000253	4	. . Nut, Hex M6 St St <sup>l</sup>
30	013507	2	. Lynch Pin
31	020711	2	. Leash Cable
32	023599	2	. Pull Ring
33	022747	2	. Hook
34	034511	1	. Lower Section Tube

When ordering replacement parts, always give the machine's Serial Number and specify Part Number, Quantity & Description



**D**



When ordering replacement parts, always give the machine's Serial Number and specify Part Number, Quantity & Description



**THIS PAGE INTENTIONALLY LEFT BLANK**

When ordering replacement parts, always give the machine's Serial Number and specify Part Number, Quantity & Description



# ILLUSTRATED PARTS CATALOGUE

SCARAB MISTRAL

---

## SECTION E WASHING & DUST SUPPRESSION EQUIPMENT


### Table of Contents

<b>Assembly/Description</b>	<b>Page</b>
LOW-PRESSURE WATER PUMP	
Twin Water Pump Arrangement .....	E1
Twin Water Pump Components .....	E3
Water Valves and Accumulator .....	E5
Water Relief Valve Assembly .....	E5
WATER TANKS & FILTRATION	
1250 litre Water Tank Arrangement .....	E7
1800 litre Water Tank Arrangement .....	E8
Water filter Arrangement .....	E9
SPRAY BAR ARRANGEMENTS	
Low Pressure Spray Bar Assembly .....	E11
High Pressure Spray Bar Assembly .....	E11
Air Ram Kit for Frontspray Raise/Lower (OPTION) .....	E11
Nozzle Water Boost Bar Assembly .....	E13
OPTIONS	
Fan Cleaning Jet Arrangement .....	E13
Detergent Kit .....	E15
Hydrant Filler Arrangements .....	E17
Hydrant Mounted Locker Kit .....	E17
HOSE REEL / LANCE ARRANGEMENTS	
Automatic Hose Reel / Lance .....	E19
HIGH-PRESSURE PUMPS	
30 Litre High Pressure Pump Assembly .....	E21
30 Litre High Pressure Pump (internal components) .....	E23



<i>Item</i>	<i>Part Number</i>	<i>Quantity</i>	<i>Description</i>
<b>TWIN WATER PUMP GENERAL ASSEMBLY</b>			
1	024385	1	. PUMP ASSEMBLY, TWIN WATER . . . . . E3
1	024385SE	1	. PUMP ASSEMBLY, TWIN WATER (Service Exchange Unit). . . . . E3
NI	024241	1	. Locating Ring
NI	024245	2	. Clamp, Water Pump
NI	024908	4	. Stud
2	010903	1	.. Grease Nipple
3	024243	1	.. Plate, mounting pump
4	014873	4	... Spacer 37 x 20 x 11
	011018	4	.... Hex Bolt M8 x 90
	011073	4	.... Nut M12
5	011743	1	.. Valve, ball, 1/4" BSP
6	013527	1	. MOTOR, DANFOSS OMP 50 . . . . . F15
NI	023069	1	.. Danfoss Seal Kit (only for motors without a drainport)
	011058	2	... Screw, csk skt hd, M12 x 40 mm long
	011077	4	... Nut, hex, M12
7	011167	2	.. Adaptor, 1/2" BSP x 3/8" BSP
8	011154	2	... Seal, Dowty 1/2" BSP
9	024837	1	. RELIEF VALVE ASSEMBLY . . . . . E5
	011048	1	... Nut 1/2" UNF thin
10	023862	1	. Filter. . . . . E9
11	010917	3	.. Elbow, 90° , 3/4" BSP M&F
12	010934	1	.. Socket 3/4" BSP
13	010916	1	.. Nipple, hex 3/4" BSP
14	000154	2	.. Reducing bush 1" - 3/4" BSP
15	SEE REF	1	. WATER VALVE ASSEMBLY . . . . . E5

When ordering replacement parts, always give the machine's Serial Number and specify Part Number, Quantity & Description



**TWIN WATER PUMP GENERAL ASSEMBLY**

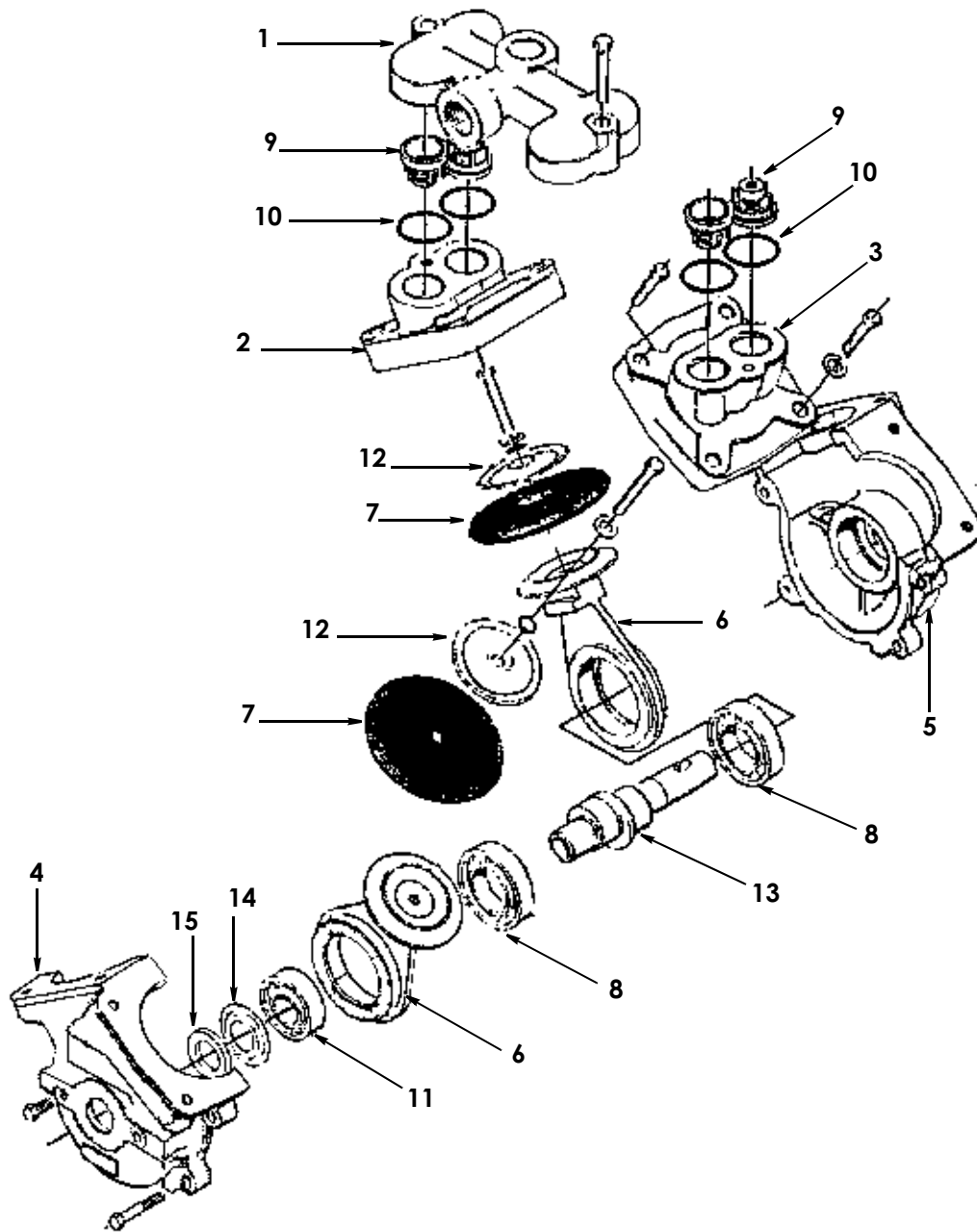
When ordering replacement parts, always give the machine's Serial Number and specify Part Number, Quantity & Description



---

<i>Item</i>	<i>Part Number</i>	<i>Quantity</i>	<i>Description</i>
<b>TWIN WATER PUMP COMPONENTS</b>			
1	020460	1	. Hardi Twin Pump Bridge
2	020464	1	. Hardi Twin Pump Head (mod)
3	020463	1	. Hardi Twin Pump Head
4	020461	1	. Hardi Twin Pump Crankcase
5	020462	1	. Hardi Twin Pump Crankcase (mod)
6	014682	2	. Conrod Hardi Pump
7	013629	2	. Diaphragm Hardi Pump
8	013522	2	. Bearing Ball 6007
9	013627	4	. Poppet Valve
10	013628	4	. . Sealing Ring
11	022726	1	. Bearing Ball 6205
12	014882	2	. Pump Backing Plate
13	014869	1	. Pump Eccentric
14	014881	1	. Retainer
15	014879	1	. . Felt Washer

When ordering replacement parts, always give the machine's Serial Number and specify Part Number, Quantity & Description



**LOW PRESSURE TWIN WATER PUMP**

When ordering replacement parts, always give the machine's Serial Number and specify Part Number, Quantity & Description




Item	Part Number	Quantity	Description
<b>WATER VALVE ASSEMBLY</b>			
1	030740	*	. Valve Solenoid ( <b>Airtechnics Type</b> ) From September 2004
	030743	*	. Valve, 24v (Airtechnics)
	030738	1	. Manifold, 5 port
	030737	1	. Manifold 4 port
	030736	1	. Manifold 3 port
2	024832	*	. Valve Solenoid ( <b>Norgren Type</b> ) Upto September 2004
NI	026855	*	. . Seal kit
3	024833	*	. . Backnut
4	010930	1	. . Hosetail $\frac{3}{8}$ " x $\frac{5}{8}$ "
5	010922	*	. . Hosetail $\frac{1}{4}$ " x $\frac{3}{8}$ "
NI	010913	1	. . Elbow M&F 3/8" BSP
NI	024834	1	. . Valve plug
NI	010101	1	. . Water relief valve
6	024835	2	. Mounting bracket

**NOTE:**

The number of valves, their voltage and related fittings is dependent on chassis and options fitted. If in doubt please contact us quoting your Machine Serial Number.

Item	Part Number	Quantity	Description
<b>WATER RELIEF VALVE ASSEMBLY</b>			
1	010101	1	Valve, release $\frac{3}{4}$ "
2	011048	2	Nut, nyloc 1/2" UNF
3	010946	2	Bush $\frac{3}{4}$ " x $\frac{3}{8}$ " BSP
4	010930	2	Hose tail $\frac{3}{8}$ " x $\frac{5}{8}$ " BSP
5	010916	1	Nipple, hex $\frac{3}{4}$ " BSP
6	010919	1	Tee $\frac{3}{4}$ "

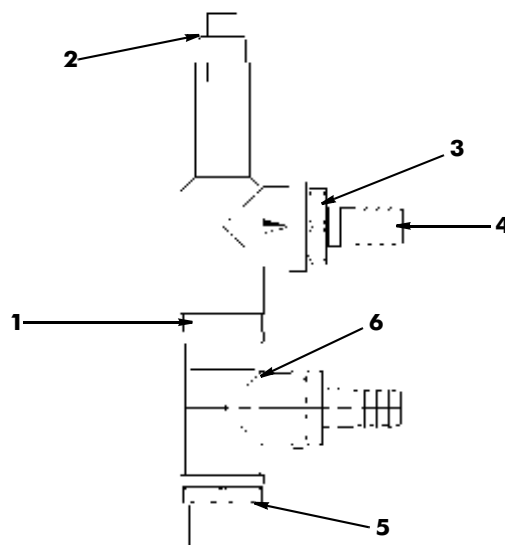
When ordering replacement parts, always give the machine's Serial Number and specify Part Number, Quantity & Description



**AIRTECHNICS WATER VALVE ASSEMBLY**



**NORGREN WATER VALVE ASSEMBLY**




**WATER RELIEF VALVE ASSEMBLY**

When ordering replacement parts, always give the machine's Serial Number and specify Part Number, Quantity & Description



<i>Item</i>	<i>Part no</i>	<i>Quantity</i>	<i>Description</i>
	<b>030301</b>		<b>WATER TANK ASSEMBLY 1250 LITRE</b>
1	030293	1	Water Tank 1250 Ltr
2	030297	1	. Canopy
3	002067	1	.. Adaptor 1 1/2" BSP
4	002066	1	.. Adaptor 1 1/2" M/F BSP
5	002065	1	.. Ball valve 1 1/2" BSP
6	002051	3	.. Hose straight 1/2" BSP
7	002068	1	.. Adaptor 1 1/2" BSP
8	002069	1	.. Adaptor 1 1/2" x 3/4" BSP
9	012883	1	.. Sacrificial anode
10	003015	1	.. Elbow, galvanised M/F 1 1/2" BSP
11	001045	2.50	.. .Hose Green 1 1/2"
12	002072	2	.. Dowty seal 1 1/2"
13	023862	1	.. Strainer 1"
14	003020	1	.. Nipple, hex 1 1/2" M/M
15	003022	2	.. Plug, tapered 1 1/2"
16	003023	2	.. Nipple, hex 1" M/M
17	024586	1	.. HYDRANT FILLER PIPE ASSY ..... E17
18	030298	1	.. Base, water tank
19	012969	8	.. Rubber washer M12
20	011096	8	.. Washer M12
21	011077	8	.. Nut, nyloc M12
22	003007	4	.. Jubilee clip 2a
23	014983	1	.. U Clamp 1 5/8"
24	002051	1	.. Hose straight 1/2" BSP
NI	021804	1	. Float Switch



**WATER TANK ASSEMBLY 1250 LITRES**

When ordering replacement parts, always give the machine's Serial Number and specify Part Number, Quantity & Description





<i>Item</i>	<i>Part no</i>	<i>Quantity</i>	<i>Description</i>
	<b>030887</b>		<b>WATER TANK ASSEMBLY 1800 LITRE</b>
1	030878	1	Water Tank 1800 Ltr
2	030879	1	Canopy, water tank
3	002067	1	Adaptor 1 1/2" BSP
4	002066	1	Adaptor 1 1/2" BSP M/F
5	002065	1	Valve ball 1 1/2" BSP L.P
6	002051	3	Hose straight 1/2" BSP Male - 1"
7	002068	1	Adaptor 1 1/2" BSP Male 3/4" BSP
8	002069	1	Adaptor 1 1/2" BSP x 3/4" BSP
9	012883	1	Sacrificial anode
10	003015	1	Elbow, galvanised, M/F 1 1/2" BSP
11	001045	2.50	Hose green, Medium duty 1 1/2" ID
12	002072	2	Seal, dowty 1 1/2"
13	023862	1	Strainer 1"
14	003020	1	Hex Nipple 1 1/2"
15	003022	2	Tapered plug 1 1/2"
16	003023	2	Hex Nipple 1" M/M
17	024586	1	HYDRANT FILLER PIPE ASSEMBLY..... E17
18	012969	8	Rubber Washer 40 x 12 x 6
19	011096	8	Washer M12
20	011077	8	Nut, nyloc M12
21	003007	4	Jubilee Clip 2A
22	014983	1	Exhaust 'U' Clamp 5/8"
23	002051	1	Hose straight 1/2" BSP Male 1"
24	027701	4	Mounting Brackets
25	021804	1	Float Switch



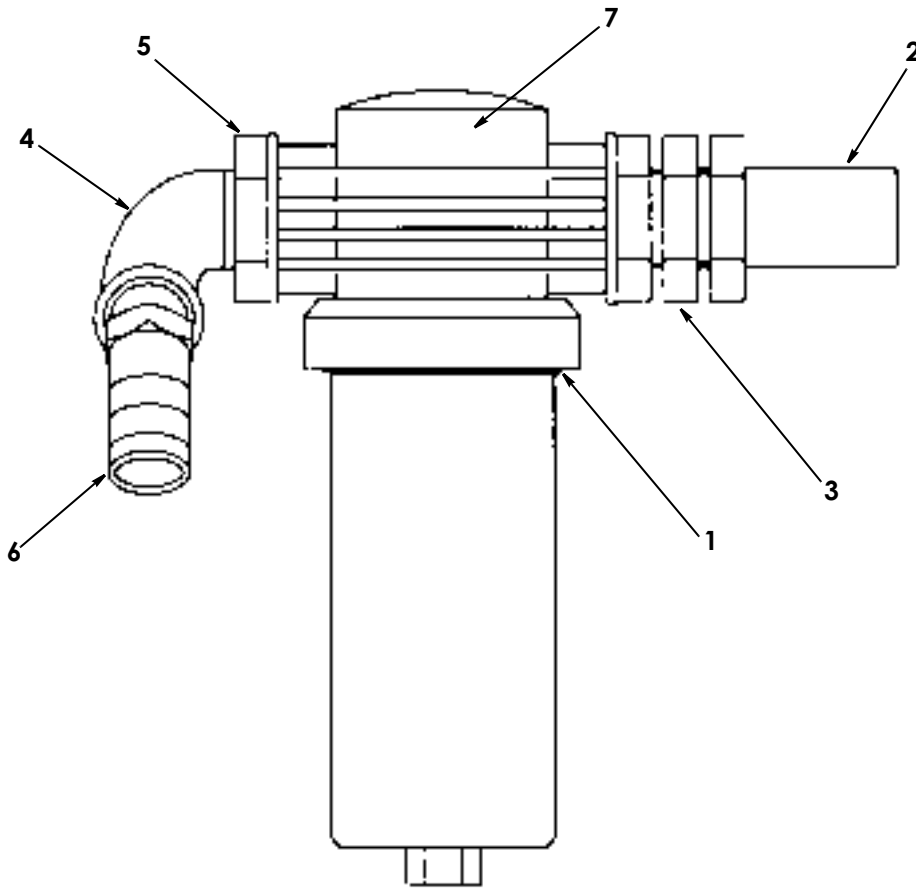
**WATER TANK ASSEMBLY 1800 LITRES**

When ordering replacement parts, always give the machine's Serial Number and specify Part Number, Quantity & Description



<i>Item</i>	<i>Part no</i>	<i>Quantity</i>	<i>Description</i>
<b>WATER FILTER ASSEMBLY - HIGH PRESSURE PUMP</b>			
1	023862	1	. Filter, water
NI	023863	1	.. Element, gauze
NI	023897	1	... O-Ring
2	024924	1	.. Hose tail, $\frac{3}{4}$ " BSP
3	010935	2	... B/Nut, $\frac{3}{4}$ " BSP
5	010917	1	.. Elbow, galvanised, $\frac{3}{4}$ " BSP, M/F
4	000154	2	... Bush, reducing, 1" to $\frac{3}{4}$ " BSP
6	010931	1	... Hosetail, 1" x $\frac{3}{4}$ " BSP male
7	030908	1	.. O Ring

When ordering replacement parts, always give the machine's Serial Number and specify Part Number, Quantity & Description



**WATER FILTER ASSEMBLY**

When ordering replacement parts, always give the machine's Serial Number and specify Part Number, Quantity & Description

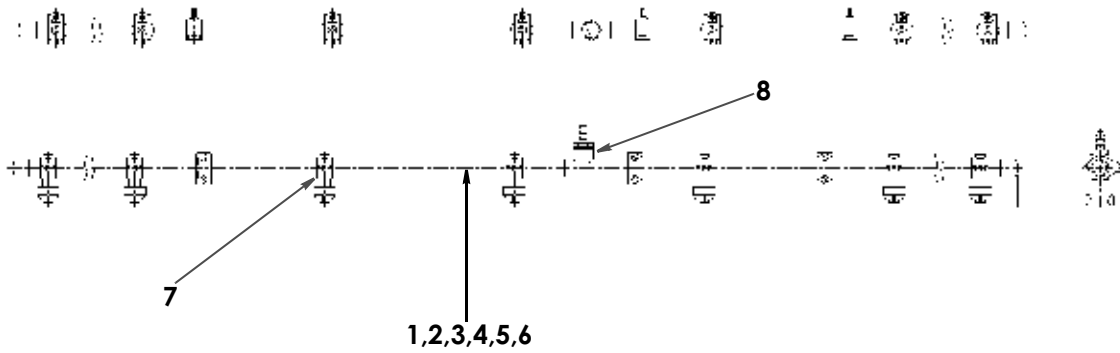


<i>Item</i>	<i>Part no</i>	<i>Quantity</i>	<i>Description</i>
	<b>030323</b>	<b>1</b>	<b>LOW PRESSURE FRONT SPRAY BAR - PLASTIC ASSEMBLY</b>
1	030323	1	Spray bar
2	030632	7	. Jet
3	030634	7	. Nozzle holder
4	030635	7	. Cap jet
5	030633	7	. Filter
6	030636	7	. Washer, rubber
7	031338	2	. Clamp
8	031339	1	. Hosetail
NI	014983	3	. Exhaust U Clamp 1 5/8"
NI	030392	3	. Bracket

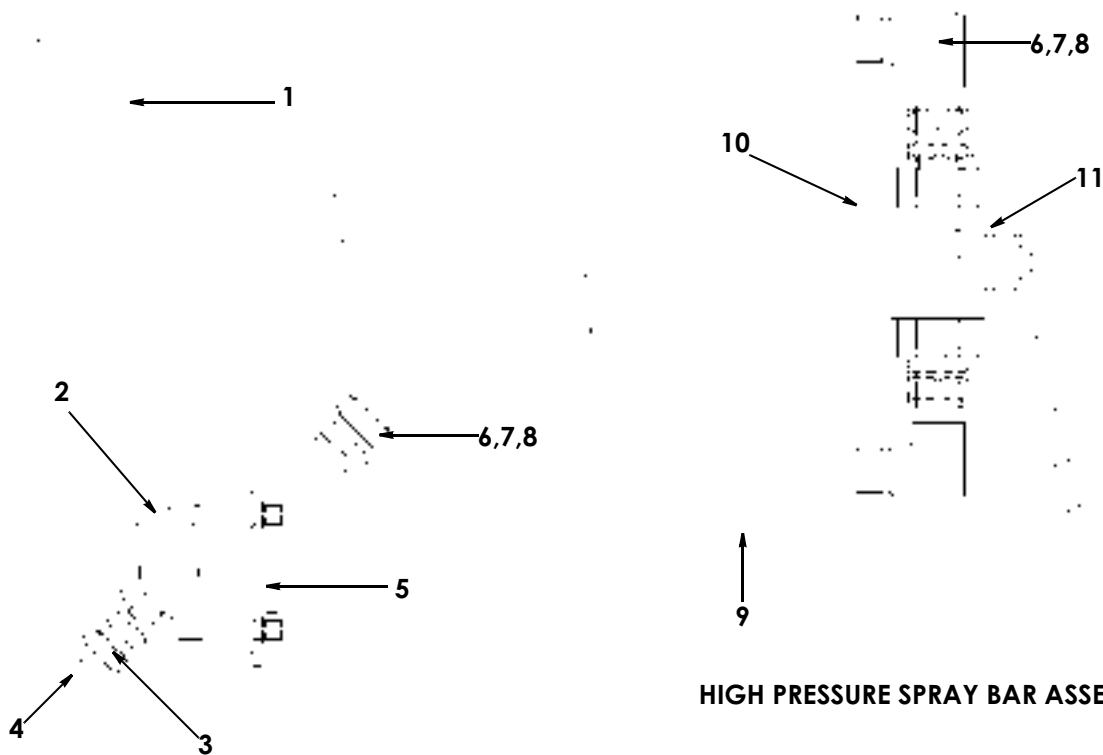
<i>Item</i>	<i>Part no</i>	<i>Quantity</i>	<i>Description</i>
	<b>025006</b>		<b>HIGH PRESSURE SPRAY BAR ASSEMBLY - (OPTION)</b>
1	025731	1	Bracket, front spray bar
2	020405	1	. Spray bar
3	010112	11	. Nozzle Body/Cap
4	023377	11	. Jets
5	014983	2	. Clamp
6	011160	3	. Adaptor 1/2" BSP
7	011154	3	. Dowty seal 1/2" BSP
8	011173	3	. Swivel elbow 1/2" BSP
9	010976	1	. Hose 1/4"
10	025007	1	. Angle bracket
11	023176	1	. Ball valve

<i>Item</i>	<i>Part no</i>	<i>Quantity</i>	<i>Description</i>
	<b>024601</b>		<b>AIR OPERATED FRONT SPRAY BAR MOUNT KIT (OPTION)</b>
NI	020602	2	Cylinder 40 x 125
NI	020731	2	Bracket air cylinder
NI	023270	2	Clevis pin
NI	023051	2	Bracket, front spray bar slewing
NI	014469	3	Clevis M12 x 1.25

When ordering replacement parts, always give the machine's Serial Number and specify Part Number, Quantity & Description



**LOW-PRESSURE FRONT SPRAY BAR**



**HIGH PRESSURE SPRAY BAR ASSEMBLY**

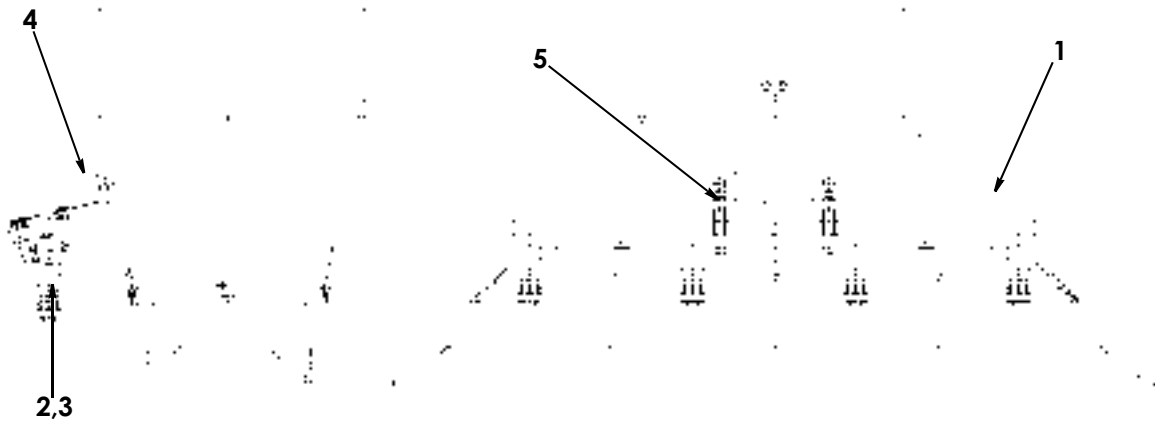
When ordering replacement parts, always give the machine's Serial Number and specify Part Number, Quantity & Description



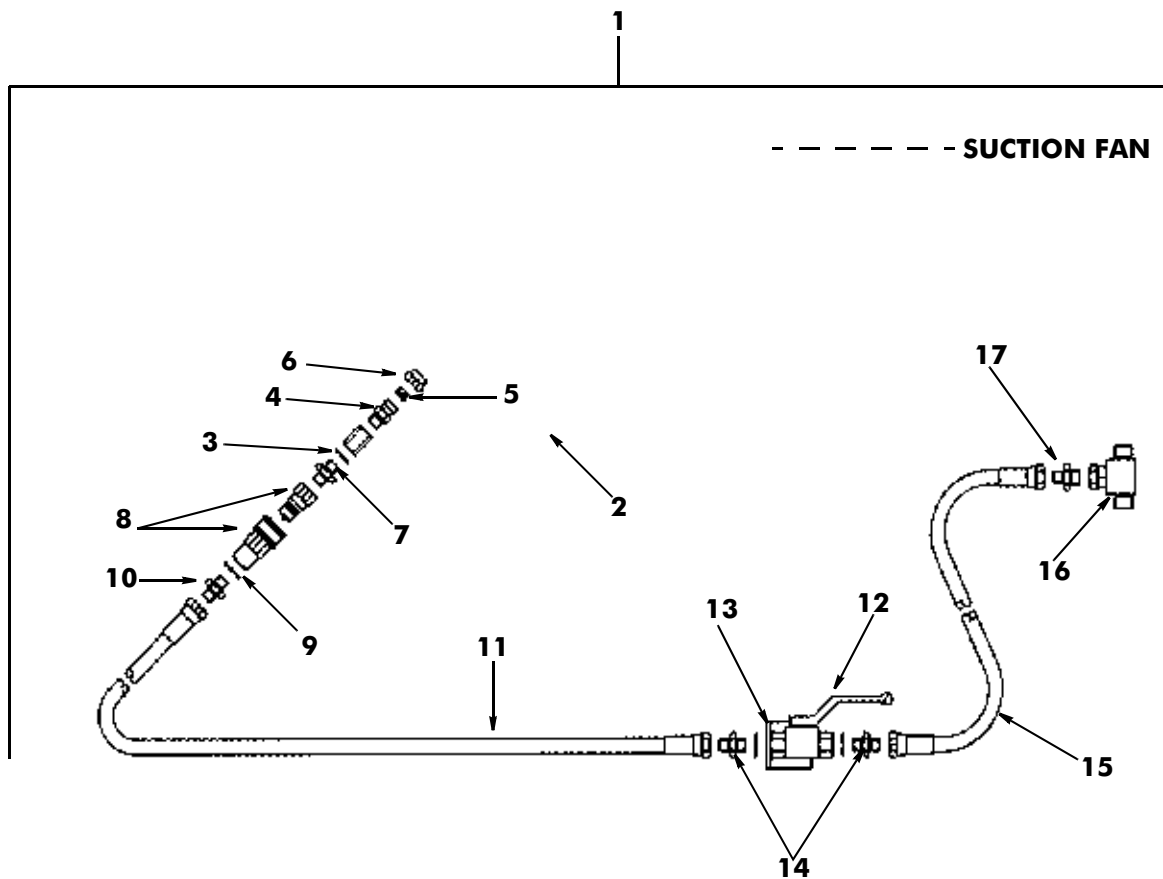
Item	Part no	Quantity	Description
	<b>025009</b>		<b>NOZZLE WATER BOOST BAR ASSEMBLY (OPTION)</b>
1	020589	1	Spray bar
2	012316	4	. Spray jet LF4-80
3	010112	4	. Nozzle body & cap
4	020590	1	. Bracket
5	020774	2	. Clamp

Item	Part Number	Quantity	Description
			<b>FAN CLEANING JET ASSEMBLY (OPTION)</b>
1	025399	1	. Fan cleaning jet, complete assembly (Comprising Items 2 to 17)
2	030731	1	.. Cover plate, fan housing (complete with adaptor)
3	011152	1	... Dowty Seal, $\frac{1}{4}$ " BSP
4	010112	1	... Nozzle adaptor
5	012926	1	.... Jet
6	010928	1	.... Nut
7	011158	1	... Adaptor, $\frac{1}{4}$ " M/M Adaptor
8	012985	1	.. Coupling, quick-release $\frac{1}{4}$ " BSP
9	011152	1	... Dowty Seal, $\frac{1}{4}$ " BSP
10	011158	1	... Adaptor, $\frac{1}{4}$ " BSP M/M
11	001002	1	. Hose $\frac{1}{4}$ " x 2150mm long
12	011257	1	. Ball Valve, $\frac{1}{4}$ " BSP x $\frac{1}{4}$ " BSP
13	012548	1	.. Angle Bracket
14	011158	2	.. Adaptor, $\frac{1}{4}$ " BSP M/M
15	001027	1	. Hose, $\frac{1}{4}$ " x 1270 mm long
16	011183	1	. Tee fitting, $\frac{1}{2}$ " BSP
17	011165	1	.. Adaptor, $\frac{1}{2}$ " BSP x $\frac{1}{4}$ " BSP M/M

When ordering replacement parts, always give the machine's Serial Number and specify Part Number, Quantity & Description



**NOZZLE WATER BOOST BAR ASSEMBLY**



**FAN CLEANING JET ASSEMBLY**

When ordering replacement parts, always give the machine's Serial Number and specify Part Number, Quantity & Description



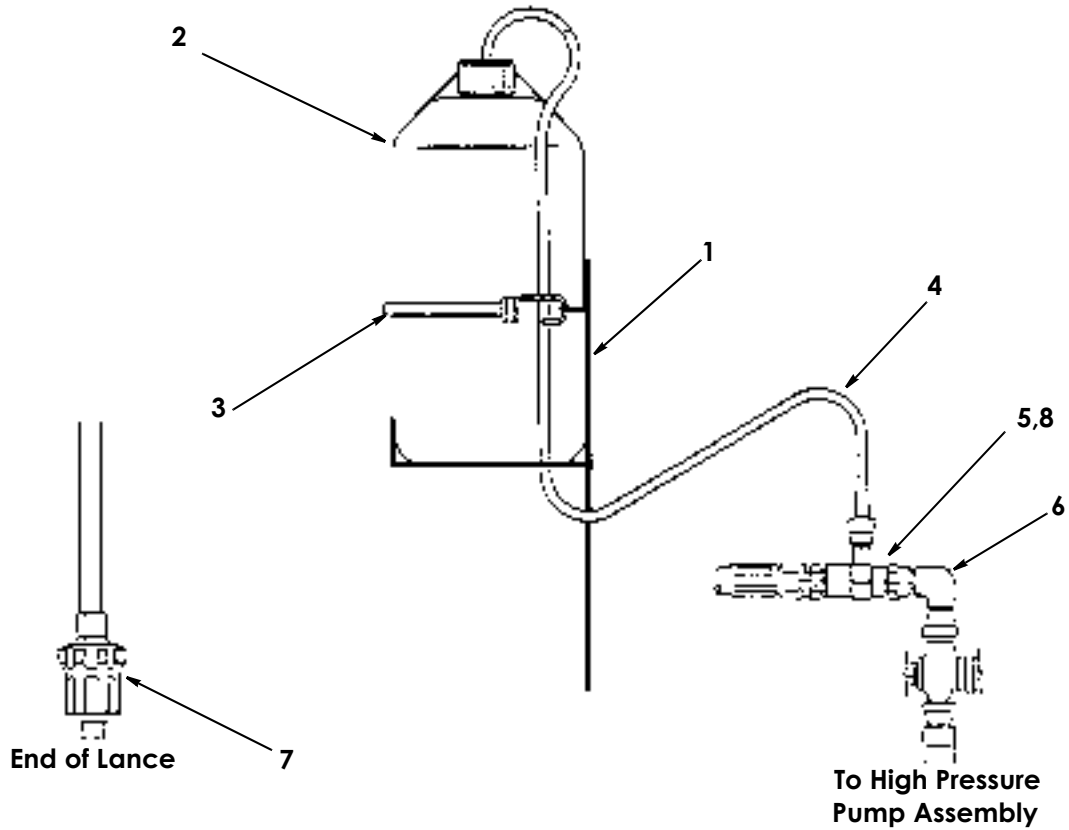
<i>Item</i>	<i>Part no</i>	<i>Quantity</i>	<i>Description</i>
<b>DETERGENT KIT (OPTION)</b>			
1	028250	1	. Bracket, mounting Daf LF55
1	010393	1	. Bracket, mounting
	011010	4	. . Bolt, hex hd, M8 x 20 mm long
	011075	4	. . Nut, hex, M8, Nyloc
2	013553	1	. Bottle
3	013602	1	. . Bungee cord, hook ends
4	013575	5 m	. . Tubing, silicon rubber
5	011159	1	. . Adaptor, $\frac{3}{8}$ " BSP
6	011205	1	. . . Elbow, swivel, $\frac{3}{8}$ " BSP, F/F
7	013574	1	. Detergent Nozzle
8	013573	1	. Detergent Injector

**NOTE:**

This kit is for the high-pressure lance only and is not for use with the front spray bar.  
 When detergent kit is fitted - length of high-pressure hose on hose reel is 13 metres.  
 For High Pressure Hose and associated parts please go to section E19

When ordering replacement parts, always give the machine's Serial Number and specify Part Number, Quantity & Description





**DETERGENT KIT**



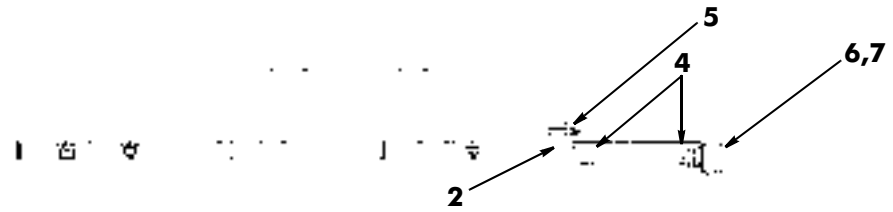
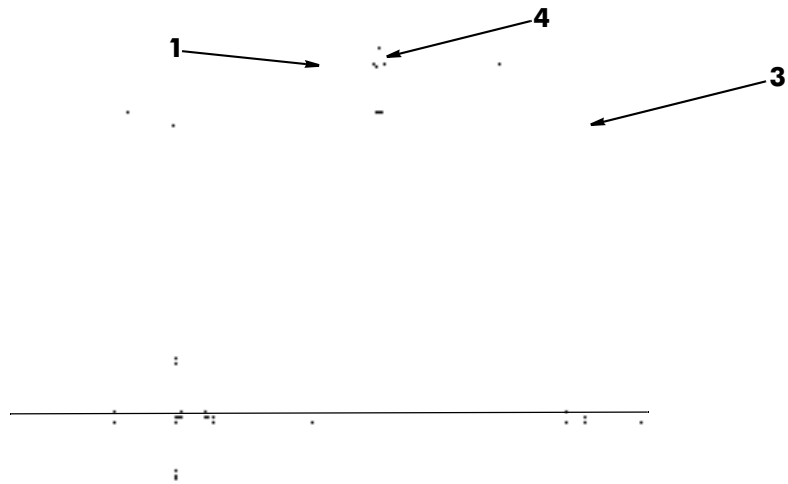
When ordering replacement parts, always give the machine's Serial Number and specify Part Number, Quantity & Description



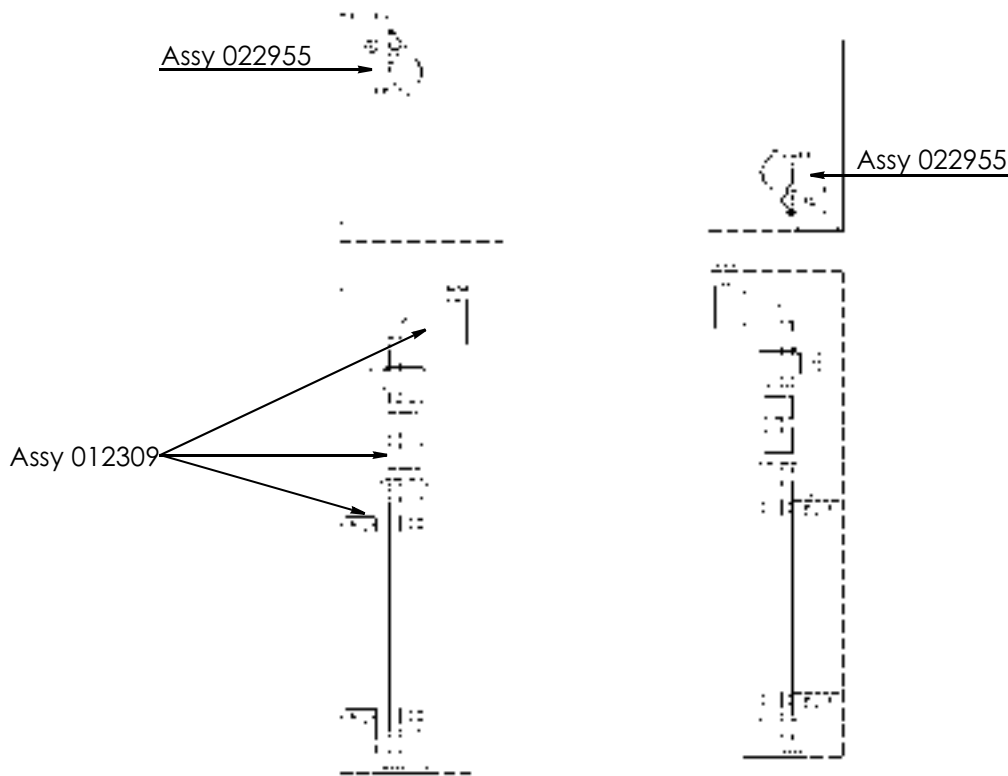
<i>Item</i>	<i>Part no</i>	<i>Quantity</i>	<i>Description</i>
<b>HYDRANT FILLER ASSEMBLY (OPTION)</b>			
1	024586	1	Filler pipe Top
2	024579	1	. Filler pipe Bottom
3	001045	2.25 m	. Griflex hose medium duty 1 1/2"
4	003007	4	. . Jubilee clip
5	014983	1	. . U Bolt 1 1/2"
6	002051	1	. Hosetail
7	023879	1	. Hydrant adaptor 3/4" hosetail
NI	014544	1	. . Standpipe
NI	014545	1	. . Key & Bar

<i>Item</i>	<i>Part no</i>	<i>Quantity</i>	<i>Description</i>
<b>030259 HYDRANT FILLER KIT, (LOCKER OPTION)</b>			
1	030258	2	. Bracket T Bar
2	011010	4	. . Hex, setscrew M8 x 20mm
3	014544	1	. Hydrant standpipe
4	014545	1	. Hydrant Key and Bar
5	014546	1	. Hydrant Male adaptor
6	014547	1	. Hydrant layflat hose 4m
7	012927	2	. . Jubilee clip No2
8	013171	1	. Hydrant Hose tail
9	020484	2	. Bracket Standpipe Mounting
10	020483	2	. Strap Standpipe Mounting
11	010509	2	. Fastener
12	000021	2	. . Hex, Setscrew M6 x 40mm
13	011002	4	. . Slotted Steel Screw M6 x 16mm
14	011010	4	. . Hex, Setscrew M8 x 20mm
15	011071	6	. . Nyloc nut M6
16	011073	4	. . Nyloc nut M8

When ordering replacement parts, always give the machine's Serial Number and specify Part Number, Quantity & Description



**HYDRANT FILLER ASSEMBLY**



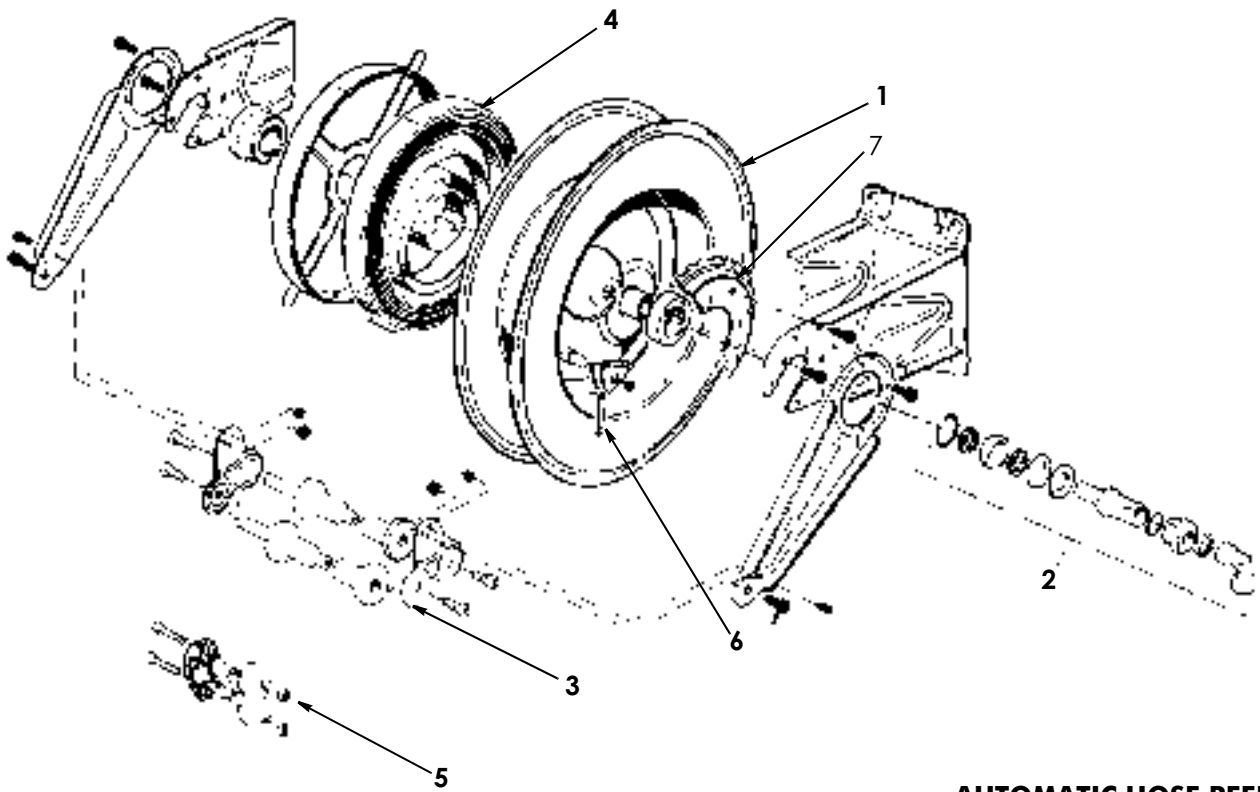
**HYDRANT MOUNTED LOCKER KIT**

When ordering replacement parts, always give the machine's Serial Number and specify Part Number, Quantity & Description



<i>Item</i>	<i>Part no</i>	<i>Quantity</i>	<i>Description</i>
			<b>HOSE REEL / LANCE ASSEMBLY (CHROME TYPE) - AUTOMATIC</b>
1	020451	1	. Automatic hose reel complete (less hose)
2	024230	1	. . Swivel elbow assembly
3	025238	1	. . Roller assembly
4	026753	1	. . Coiled spring
5	026217	1	. . Clamp
6	026754	1	. . Tension spring
7	030570	1	. . Ratchet
NI	010601	13 m	. . Hose, reinforced $\frac{3}{8}$ " bore
NI	010748	1	Handlance

When ordering replacement parts, always give the machine's Serial Number and specify Part Number, Quantity & Description





**AUTOMATIC HOSE REEL**

When ordering replacement parts, always give the machine's Serial Number and specify Part Number, Quantity & Description




Item	Part no	Quantity	Description
	<b>028535</b>		<b>HIGH-PRESSURE PUMP ASSEMBLY, 30 LITRE</b>
1	028486	1	. Pump, high-pressure, 30 litres/minute - 160 bar
2	028487	1	. . Coupling
3	023201	1	. . Mounting bracket, motor mount
4	020312	1	. . Sleeve, coupling
5	023202	1	. . . Guard, coupling
6	023196	1	. Motor, hydraulic, 19 cc
7	011167	2	. . Adaptor, $\frac{1}{2}$ " BSP x $\frac{3}{8}$ " BSP
8	011154	1	. . . Seal, Dowty, $\frac{1}{2}$ "
9	011257	1	. Ball Valve $\frac{1}{4}$ " BSP, pump high-pressure drain
NI	010910	1	. . Elbow, galvanised, $\frac{1}{4}$ " BSP
10	011158	1	. . Adaptor, $\frac{1}{4}$ " BSP x $\frac{1}{4}$ " BSP
NI	011152	1	. . . Seal, Dowty, $\frac{1}{4}$ "
11	011169	1	. . Elbow, swivel, $\frac{1}{4}$ " BSP, F/F
12	011199	1	. . . Adaptor, $\frac{3}{8}$ " BSP x $\frac{1}{4}$ " BSP
NI	011153	1	. . . . Seal, Dowty, $\frac{3}{8}$ "
13	010599	1	. Valve unloader
14	003015	1	. . Elbow, galvanised, $\frac{1}{2}$ " BSP, M/F
15	010914	1	. . . Bush, reducing, $\frac{1}{2}$ " x $\frac{3}{8}$ "
16	010930	1	. . . Hose tail $\frac{3}{8}$ " BSP x $\frac{5}{8}$ "
17	011178	1	. . Adaptor, $\frac{1}{2}$ " BSP 16/8/8, F/F
18	011160	2	. . . Adaptor, $\frac{1}{2}$ " x $\frac{1}{2}$ "
NI	011154	1	. . . . Seal, Dowty, $\frac{1}{2}$ "
19	011743	1	. Valve, ball $\frac{1}{4}$ " BSP, pump low-pressure drain
NI	028727	1	Pump adapter plate
NI	028728	As Req	. Spacer to suit 028727 Pump adapt

When ordering replacement parts, always give the machine's Serial Number and specify Part Number, Quantity & Description



**UNLOADER VALVE ARRANGEMENT**



**PUMP ASSEMBLY - 30 LITRE, HIGH-PRESSURE**



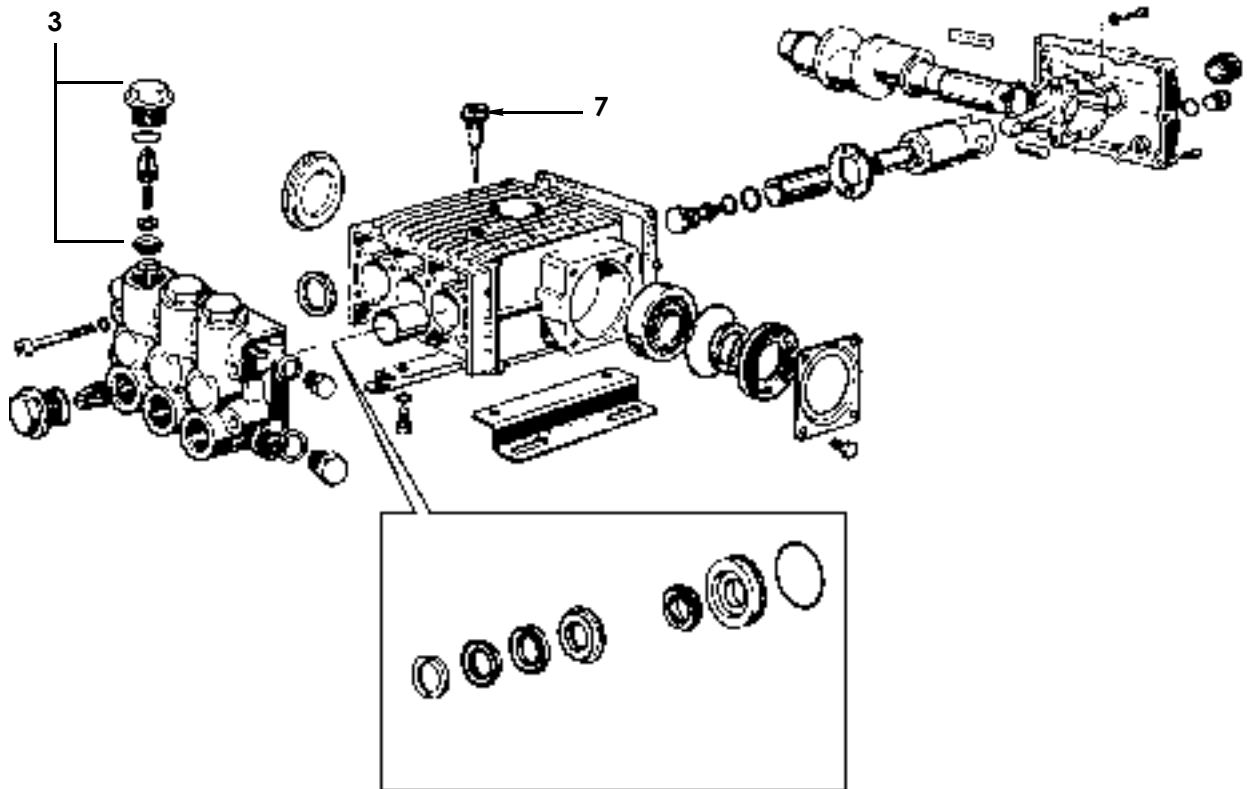
When ordering replacement parts, always give the machine's Serial Number and specify Part Number, Quantity & Description



<i>Item</i>	<i>Part no</i>	<i>Quantity</i>	<i>Description</i>
	<b>028535</b>		<b>HIGH-PRESSURE PUMP 30 LITRE - INTERNAL SPARES</b>
1	028486	1	Water pump 30 litre 160bar
2	030603	1	. Piston oil, seal kit (Kit 137)
3	030604	1	. Valve kit including O rings (Kit 40)
4	030605	1	. Water seal kit (Kit 91)
5	030306	1	. Full oil seal kit (Kit 98)
6	030607	1	. Valve cap kit including O rings (Kit 100)
7	031378	1	. Dipstick

When ordering replacement parts, always give the machine's Serial Number and specify Part Number, Quantity & Description





**30 LITRE HIGH PRESSURE PUMP**  
Internal Spares

When ordering replacement parts, always give the machine's Serial Number and specify Part Number, Quantity & Description



**THIS PAGE INTENTIONALLY LEFT BLANK**

When ordering replacement parts, always give the machine's Serial Number and specify Part Number, Quantity & Description

# ILLUSTRATED PARTS CATALOGUE

SCARAB MISTRAL

---

## SECTION F HYDRAULIC EQUIPMENT

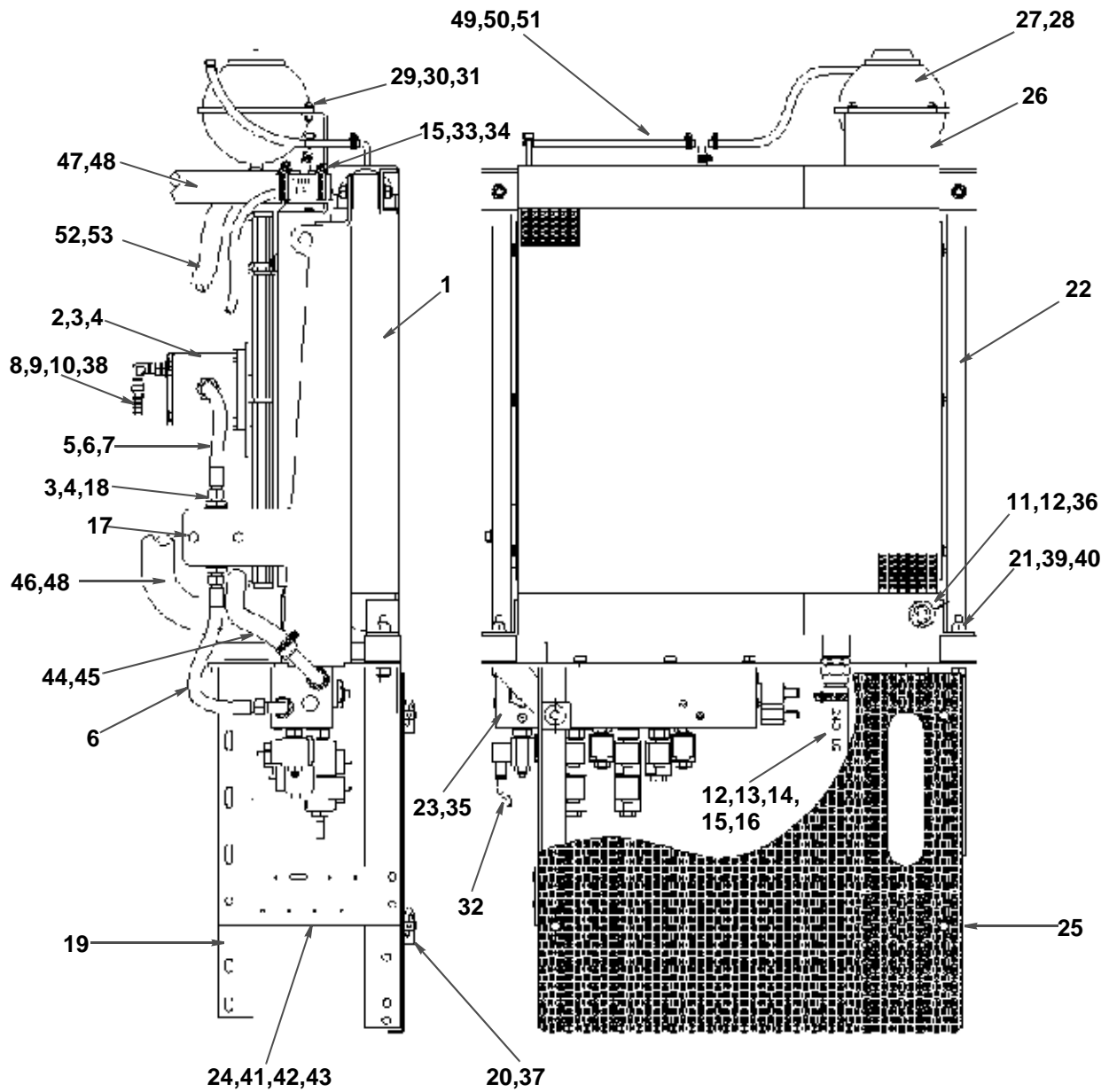
### Table of Contents

<b>Assembly/Description</b>	<b>Page</b>
GENERAL GANTRY ARRANGEMENT & HYDRAULIC TANK	
Gantry & Cooling General Arrangement .....	F1
Hydraulic Tank Arrangement .....	F3
VALVE BLOCK ASSEMBLYS	
Main Control Valve Block .....	F5
Valve Block Assembly - Brush Control .....	F7
Valve Block Assembly - Options block .....	F7
Valve Block Assembly - Suction Fan Boost Block .....	F9
PUMPS & MOTORS	
Suction Fan Motor .....	F11
Suction Fan Pump .....	F11
Gear-pump Arrangements .....	F13
Hydraulic Motor - 30ltr Water Pump .....	F15
Hydraulic Motor - Low Pressure Water Pump .....	F15
Hydraulic Motor - Widesweep Brush / Side brush) .....	F17
Hydraulic Motor - Cooling Fan .....	F17
RAMS	
Ram - Hopper Lift .....	F19
Ram - Side Brush Lift .....	F19
Ram - Wide-Sweep Slewing .....	F19
Ram - Rear Door Locking .....	F19
Ram - Rear Door Open/Close .....	F19
AUXILIARY HAND PUMP	
Hand Pump Valve .....	F25
STEEL PIPING	
Steel Pipes .....	F27
Steel Pipe Clamps .....	F27
<b>Table</b>	<b>Page</b>
1. Hoses listed by Part Number .....	F28
2. Hoses listed by Description .....	F32



<i>Item</i>	<i>Part Number</i>	<i>Quantity</i>	<i>Description</i>
	<b>031242</b>		<b>RADIATOR/OIL COOLER &amp; GANTRY GENERAL ARRANGEMENT</b>
1	030464	1	Combined Radiator/Oil Cooler
2	028752	1	MOTOR GEAR 16CC REVERSIBLE ..... F17
3	011167	4	Adaptor 1/2" x 3/8" BSP
4	011154	4	Dowty seal 1/2" BSP
5	011829	1	Valve 3/8" Non Return
6	011310	1	Hose 3/8" x 300 mm long
7	011159	1	Adaptor 3/8" BSP
8	011158	1	Adaptor 1/4" BSP
9	011169	1	Swivel Elbow 1/4" BSP F/F
10	003010	1	Hosetail 1/4" BSP x 3/8"
11	002074	1	Adaptor M26 x 1/2" BSP
12	002082	2	Dowty seal M26
13	002147	1	Adaptor M26 x 1" BSP M/M
14	010518	2	Jubilee clip No 1X (30-40)
15	010959	0.25 m	Hose 1"
16	002047	1	Hose straight 1" BSPF to 1" Hose
17	000016	2	Bolt, hex M8 x 20 mm
18	025103	1	Filter high Pressure
19	030521	1	Frame leg
20	012253	4	Antiluce small
21	013409	4	Engine mounting
22	030498	1	Oil cooler frame
23	024821	1	VALVE BLOCK MAIN ASSEMBLY ..... F5
24	026143	1	Support plate variable tilt
25	025383	1	Cover cooler frame
26	030870	1	Bracket, header tank
27	020517	1	Expansion bottle
28	020518	1	Cap, expansion bottle
29	000303	4	Bolt, hex, M6 x 30 mm
30	000254	4	Washer M6
31	011071	4	Nut, nyloc M6
32	031250	1	Wiring loom - Node A
33	027129	1	Hose Blank 1"
34	010518	2	Jubilee clip No 1X
35	011031	4	Setscrew, hex, M10 x 25 mm
36	011234	1	Hose elbow 1/2" BSP to 5/8" Hose
37	021979	4	Rubber sealing washer
38	011152	8	Dowty seal 1/4" BSP
39	011075	8	Nut, nyloc, M10
40	011094	8	Washer, M10
41	011067	3	Setscrew, hex, M6 x 20 mm
42	000254	3	Washer, M6
43	011071	3	Nut, nyloc, M6
44	011000	0.75 m	Hose 5/8"
45	010517	3	Jubilee clip No 0X
46	031147	1	Radiator hose
47	031247	1	Radiator hose top
48	003007	2	Jubilee clip No 2A
49	010516	6	Jubilee clip No M00
50	001035	1.5 m	Hose 8 mm
51	003000	1	Brass Tee 3/8"
52	011000	0.5 m	Hose 5/8"
NI	022616	1	HYDRAULIC TANK ASSEMBLY ..... F3
NI	024822	1	BRUSH VALVE BLOCK ASSEMBLY ..... F7

When ordering replacement parts, always give the machine's Serial Number and specify Part Number, Quantity & Description



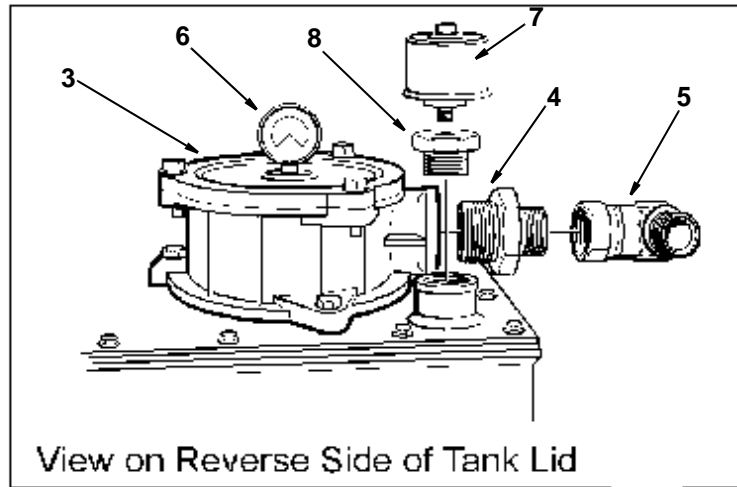
**RADIATOR/OIL COOLER &  
GANTRY GENERAL ARRANGEMENT**

When ordering replacement parts, always give the machine's Serial Number and specify Part Number, Quantity & Description

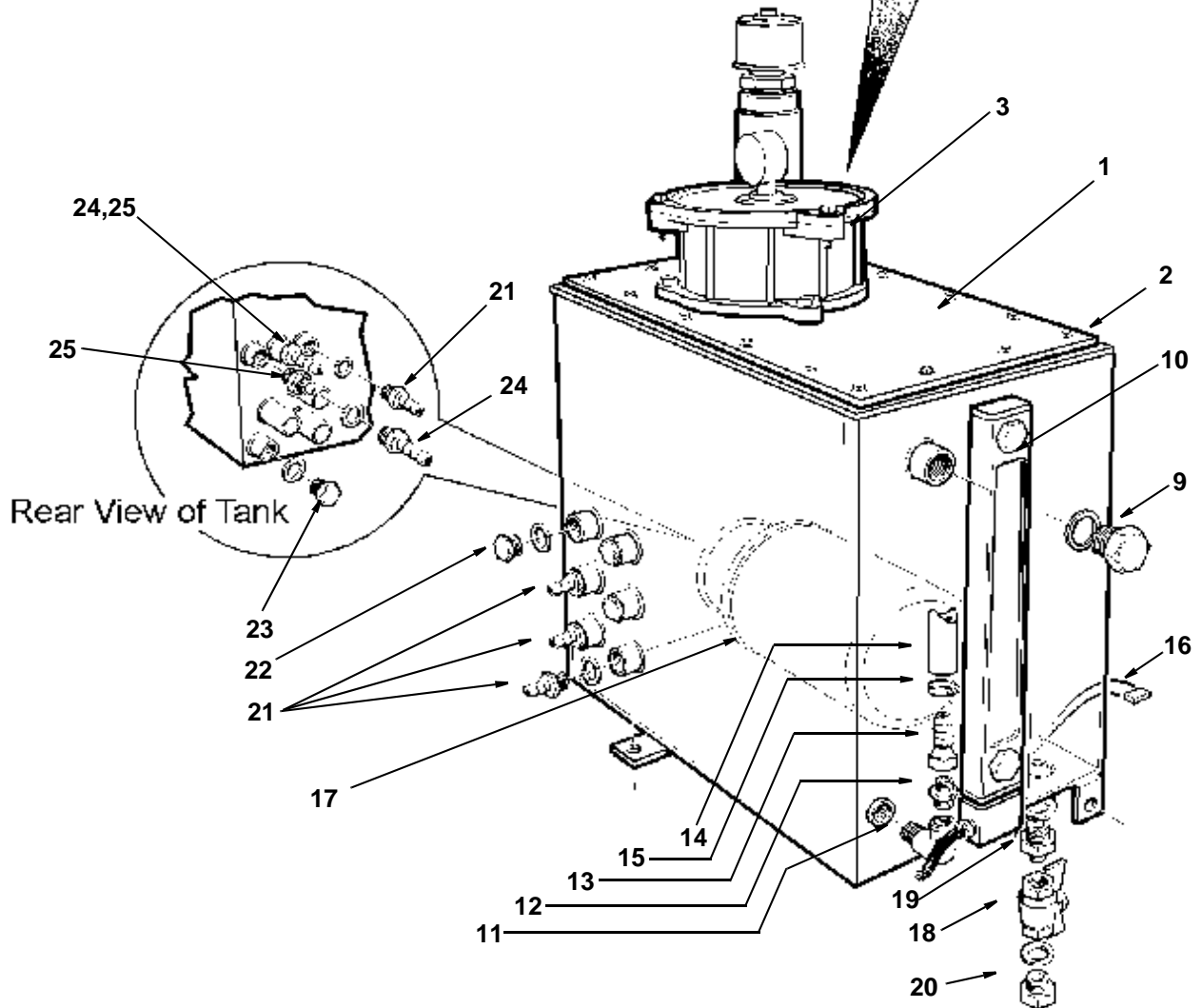


<b>Item</b>	<b>Part Number</b>	<b>Quantity</b>	<b>Description</b>
	<b>022616</b>		<b>HYDRAULIC TANK ARRANGEMENT</b>
1	022410	1	. Tank, hydraulic oil, c/w lid
	011031	3	. . Bolt, hex hd, M10 x 25 mm long (tank assy to cooler/sub frames)
	011094	6	. . Washer, plain, 10 mm (see illustration for positions)
	011111	16	. . Screw, hex hd, 10-32 x 1/2" long (tank lid)
2	022478	1	. . Gasket, tank lid
3	013123	1	. Filter, return (Seal Kit 024405)
NI	013125	1	. . Element, return filter
	011032	3	. . Bolt, hex hd, M10 x 30 mm long
	011075	3	. . Nut, hex, M10, Nyloc
4	011252	1	. . . Adaptor, reducing, 1 1/4" BSP x 1" BSP
NI	011150	1	. . . . Seal, Dowty, 1 1/4"
5	011175	1	. . . Elbow, swivel, 90° x 1" BSP
6	021719	1	. . Gauge
7	020688	1	. Filter, air breather
NI	011156	1	. . Seal, Dowty, 1"
8	020689	1	. . Plug, filler
9	011136	1	. . Plug, blanking, 1" BSP
NI	011156	1	. . . Seal, Dowty, 1"
10	024039	1	. Gauge, fluid level, c/w fixing screws
NI	021979	2	. . Washer, sealing, rubber (when refitting, torque screws to 10 Nm)
11	011234	1	. Elbow, 90°, 1/2" BSP x 5/8" BSP
12	011160	1	. . Adaptor, 1/2" BSP
13	011235	1	. . Tail piece, hose, 1/2" BSP x 5/8", straight
14	011000	200 mm	. Hose, low pressure, 5/8" bore
15	010517	2	. . Clip, worm drive, hose
16	010305	1	. Magnet
17	020687	1	. Element, suction filter
18	010309	1	. Valve, ball, 3/8" BSP
19	011224	1	. . Adaptor, reducing, 3/4" BSP x 3/8" BSP
20	011159	1	. . Adaptor, 3/8" BSP
NI	011153	1	. . . Seal, Dowty, 3/8"
21	010923	4	. Tail piece, hose, 3/8" BSP x 3/8", straight
22	011242	2	. Plug, blanking, 3/8" BSP
NI	011153	1	. . . Seal, Dowty, 3/8"
23	011124	1	. Plug, blanking, 3/4" BSP
NI	011155	1	. . Seal, Dowty, 3/4"
24	011235	2	. Tail piece, hose, 1/2" BSP x 5/8", straight
25	011160	1	. . Adaptor, 1/2" BSP
NI	011154	1	. . . Seal, Dowty, 1/2"

When ordering replacement parts, always give the machine's Serial Number and specify Part Number, Quantity & Description



View on Reverse Side of Tank Lid



**HYDRAULIC TANK ARRANGEMENT**

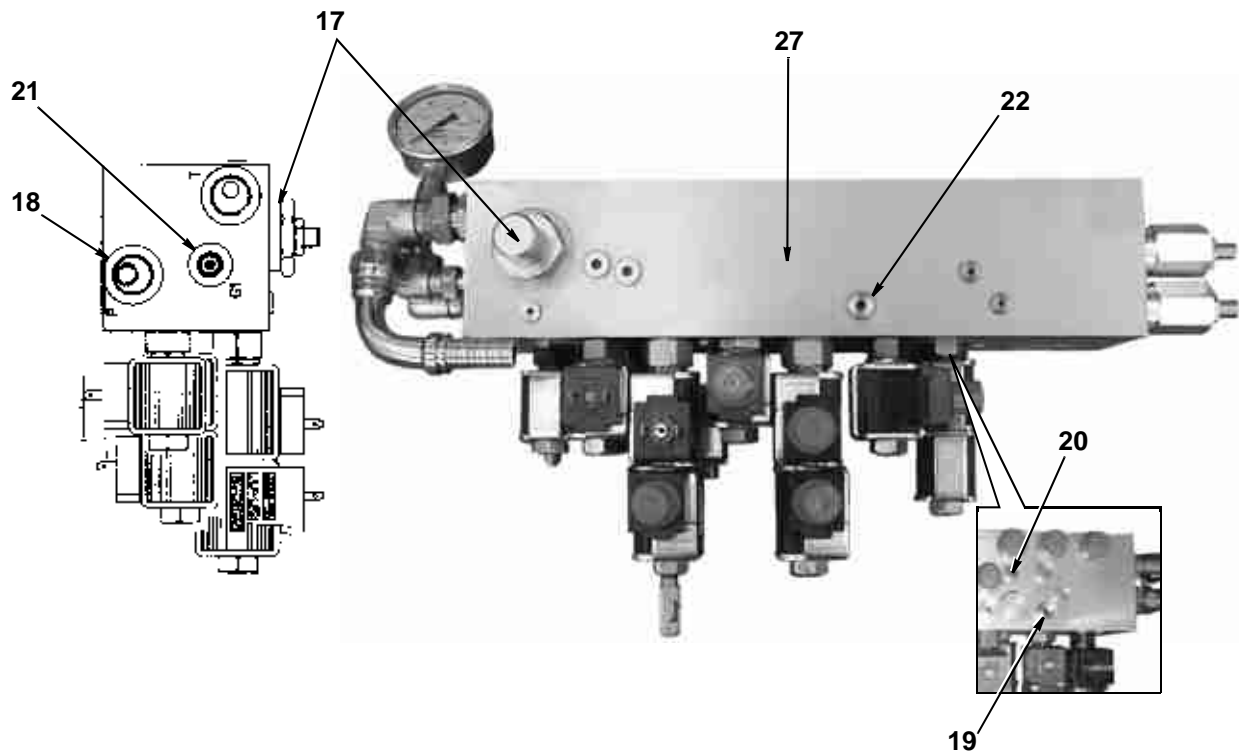

When ordering replacement parts, always give the machine's Serial Number and specify Part Number, Quantity & Description



<i>Item</i>	<i>Part Number</i>	<i>Quantity</i>	<i>Description</i>
	<b>028400</b>	<b>1</b>	<b>MAIN CONTROL VALVE BLOCK</b>
1	014662	1	. Valve, check, D02B2-2.1N
NI	020017	1	. . Pilot piston
2	004186	1	. Valve, solenoid GSO 45100N <b>. . Brush Master: Inner = Brush Liff - Outer = Brushes work</b>
3	021748	2	. . Coil, CAP024D
4	021743	1	. Valve, solenoid GSO 25300N <b>. . Rear Door: Inner = Close door - Outer = Open door</b>
5	020009	2	. . Coil, CCS024D
6	024818	2	. Valve, sequence, B04D3HZ1-1.50N <b>. . Rear door Sequence valve: Top = Close door - Bottom = Open door</b>
7	021744	1	. Valve, solenoid GSO 42100N <b>. . Not used (HP Water pump option for single gear pump only)</b>
7			
8	021748	1	. . Coil, CAP024D
9	025886	1	. Valve, solenoid GSO 24000N <b>. . Widesweep swivel</b>
9			
10	020009	1	. . Coil, CCS024D
11	020001	2	. Valve, solenoid GSO 20600N <b>. . Brushes: LH Brush drop - RH Brush drop</b>
11			
12	020009	1	. . Coil, CCS024D
13	014687	1	. Valve, solenoid (see alternative item below) GSO 21100N
NI	028707	1	. . O Ring
13	004188	1	. Valve, sol. (only blocks with manually detented spools) GSO 21110N
14	020009	1	. . Coil, CCS024D
15	020008	1	. Valve, solenoid GSO 26100N <b>. . Brush Speed: Inner = Fast - Outer = Medium</b>
16	028709	1	. . Coil with Fly Lead
17	030909	1	. Valve, relief, ventable, tamper proof
NI	024486	1	. . Seal Kit (Relief valve 021741)
18	025887	1	. Plug, orifice, M10 x Ø3.5 mm (20 litres/min)
19	021750	1	. Plug, orifice, M8 x Ø3.0 mm (10 litres/min)
20	021751	1	. Plug, orifice, M8 x Ø2.0 mm (5 litres/min)
21	025888	1	. Plug, orifice, M10 x Ø0.8 mm
22	025889	1	. Plug, orifice, M10 x Ø1.0 mm
23	020005	1	. Valve, solenoid (see alternative item below) GSO 45300N
23	004189	1	. Valve, sol. (only blocks with manually detented spools) GSO 45320N <b>. . Hopper: Inner = Raise hopper - Outer = Lower hopper</b>
24	021748	2	. . . Coil, CAP024D
25	002104	1	. Gauge, pressure 0-250 bar
26	011172	1	. . Elbow
27	028400	1	Valve Block, Tamper proof

When ordering replacement parts, always give the machine's Serial Number and specify Part Number, Quantity & Description





**MAIN CONTROL VALVE BLOCK**

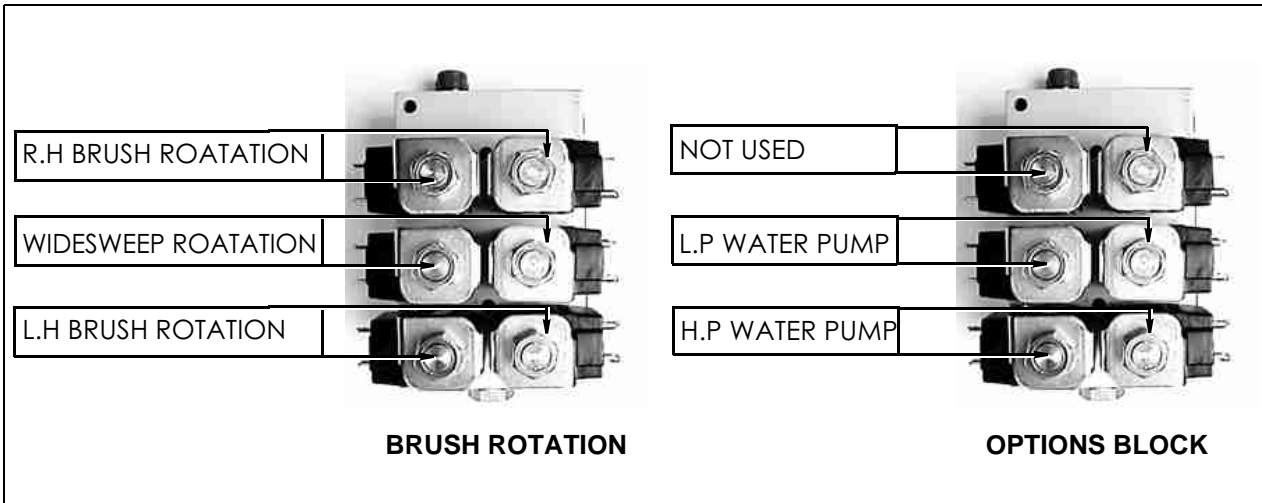
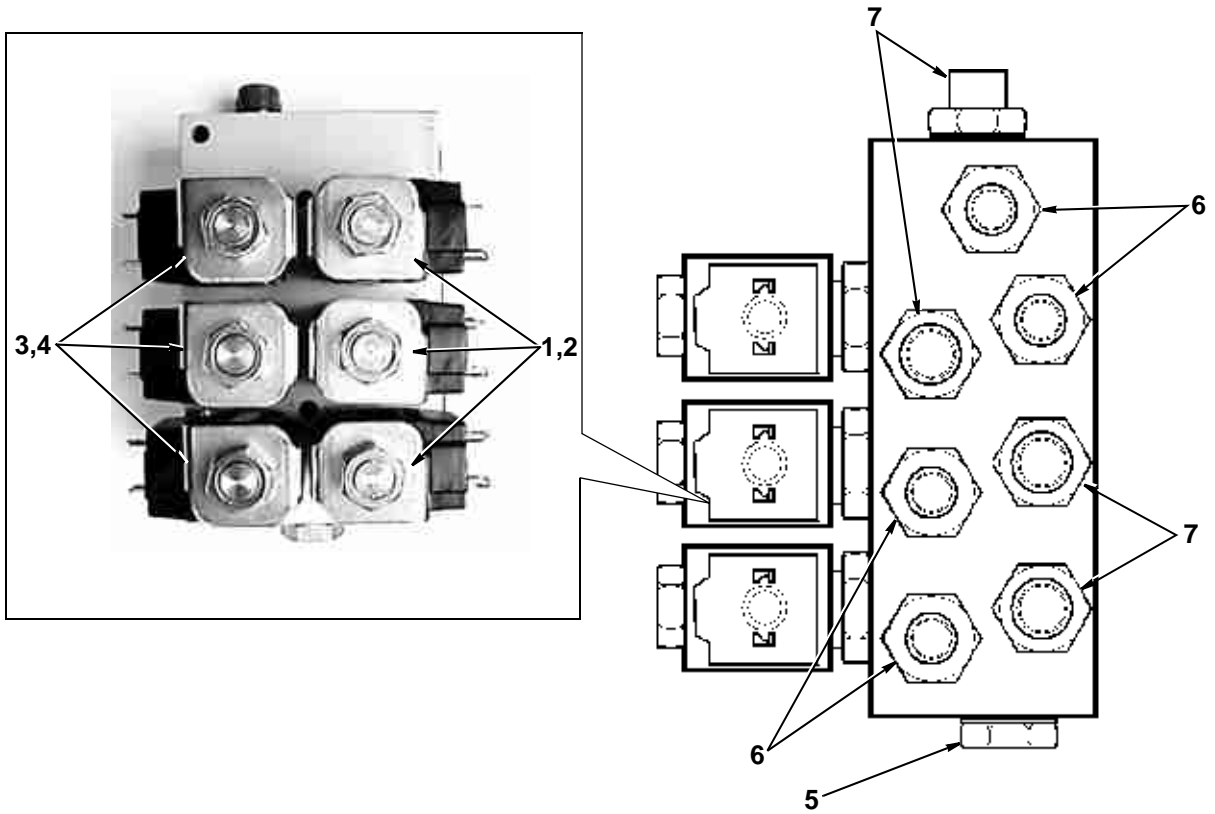
When ordering replacement parts, always give the machine's Serial Number and specify Part Number, Quantity & Description





<i>Item</i>	<i>Part Number</i>	<i>Quantity</i>	<i>Description</i>
	<b>024786</b>	<b>1</b>	<b>VALVE BLOCK ASSEMBLY - BRUSH CONTROL &amp; OPTIONS</b>
1	025890	3	. . Valve, solenoid, N/C GSO 40200N
2	021754	1	. . . Coil 24 V 19 W (CCP024D)
3	025891	3	. . Valve, solenoid, N/O GSO 41300N
4	021754	6	. . . Coil 24 V 19 W (CCP024D)
5	011242	1	. . Plug, $\frac{3}{8}$ " BSP
6	020903	4	. . Stud, male, M12 x $\frac{3}{8}$ " BSP
NI	011153	4	. . . Seal, Dowty, $\frac{3}{8}$ " BSP
7	011159	4	. . Adaptor, straight, $\frac{3}{8}$ " BSP
NI	011153	4	. . . Seal, Dowty, $\frac{3}{8}$ " BSP

When ordering replacement parts, always give the machine's Serial Number and specify Part Number, Quantity & Description

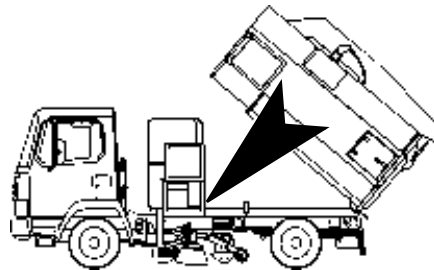


**VALVE BLOCK ASSEMBLY -  
BRUSH CONTROL AND OPTIONS BLOCK**


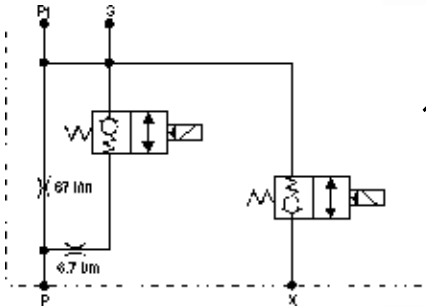
When ordering replacement parts, always give the machine's Serial Number and specify Part Number, Quantity & Description



<i>Item</i>	<i>Part Number</i>	<i>Quantity</i>	<i>Description</i>
	<b>022738</b>	<b>1</b>	<b>VALVE BLOCK ASSEMBLY - SUCTION FAN BOOST BLOCK</b>
1	022589	1	. Valve Block Assembly
2	020019	1	. . Valve spool, solenoid (fan ON / OFF) GSO 20500N
3	020009	1	. . . Coil, 24 V
4	020019	1	. . Valve spool, solenoid (fan boost)
5	020009	1	. . . Coil, 24 V
6	013036	1	. Coupling, pressure test point, $\frac{1}{4}$ " BSP
7	011161	2	. Adaptor, $\frac{3}{4}$ " BSP x $\frac{3}{4}$ " BSP
NI	011155	1	. . Seal, Dowty, $\frac{3}{4}$ "
8	011174	1	. . Elbow, swivel, $\frac{3}{4}$ " BSP, M x F
9	011158	1	. Adaptor, $\frac{1}{4}$ " BSP x $\frac{1}{4}$ " BSP



When ordering replacement parts, always give the machine's Serial Number and specify Part Number, Quantity & Description



When ordering replacement parts, always give the machine's Serial Number and specify Part Number, Quantity & Description



**SUCTION FAN MOTOR & ASSOCIATED SPARES**


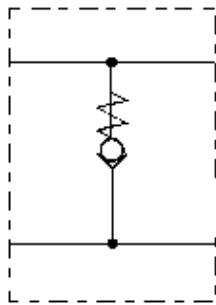
1	024641	1	SUCTION MOTOR.....C15
	000048	4	. Screw, Skt Hd, M10 x 80 mm long
	011095	4	. Washer, spring 10 mm
NI	027237	1	. Seal kit, fan motor
2	025390	1	. . Valve block assembly
	011413	6	. . Cap screw, Skt Hd, M10 x 75 mm long
3	011151	2	. Adaptor, $\frac{3}{4}$ " BSP x $\frac{3}{4}$ " BSP
NI	011155	1	. . Seal, Dowty, $\frac{3}{4}$ "

<i>I</i>	<i>Item</i>	<i>Part Number</i>	<i>Quantity</i>	<i>Description</i>
				<b>SUCTION FAN PUMP</b>
1		023620	1	FANPUMP, A10V045 ..... B5
NI		014217	1	. DFR Valve
		011053	2	. Bolt, hex hd, M12 x 35 mm long
		011097	4	. Washer, spring, 12 mm
		014552	1	. Seal kit, comprising:
		NA	1	. . O-Ring, 167 mm Ø
		NA	4	. . O-Ring, 15 mm Ø
		NA	3	. . O-Ring, 7.65 mm Ø
		NA	1	. . O-Ring, 9.25 mm Ø
		NA	2	. . O-Ring, 14 mm Ø
		NA	1	. . O-Ring, 31.47 mm Ø
		NA	1	. . Shaft seal (V-Ring)
		NA	1	. . Circlip
		NA	6	. . Seal (Dowty type)

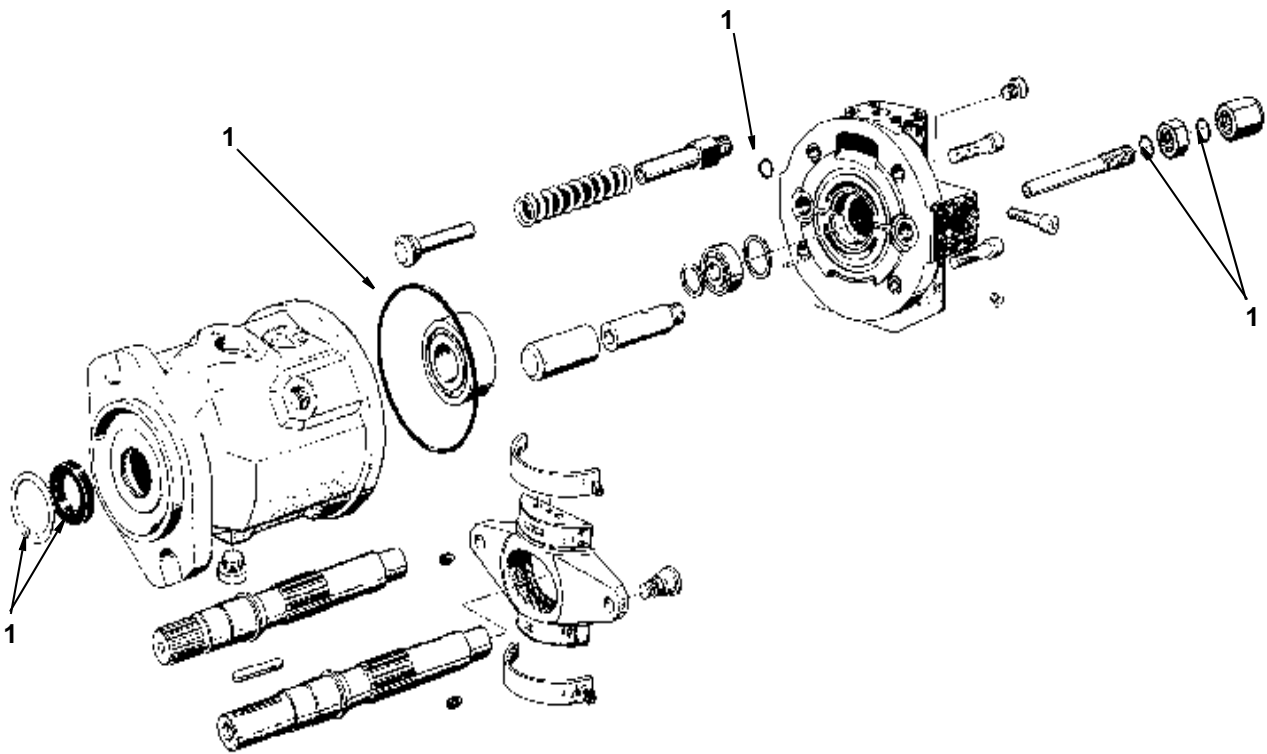
**Note:**

Some items in the Seal Kit are intended for use in the pump's control valve - not illustrated

When ordering replacement parts, always give the machine's Serial Number and specify Part Number, Quantity & Description



**SUCTION FAN MOTOR**



**SUCTION FAN PUMP**


When ordering replacement parts, always give the machine's Serial Number and specify Part Number, Quantity & Description



<i>Item</i>	<i>Part Number</i>	<i>Quantity</i>	<i>Description</i>
<b>GEAR-PUMP ARRANGEMENTS</b>			
1	024590	1	Double gear pump - Complete assembly
	024592	1	. Gear Pump 23 cc (Double)
NI	030629	1	. . Seal Kit, gear pump 23 cc double
1	024589	1	Single gear pump - Complete assembly
	024593	1	Gear Pump 23 cc (Single)
NI	030628	1	. Seal Kit, gear pump 23 cc single
2	024537	2	. Valve, flow control
NI	002127	As Req	. . O Ring Kit for 024537 Flow Control Valve
3	011154	4	. Dowty seal $\frac{1}{2}$ " BSP
4	011243	2	. Plug $\frac{1}{2}$ " BSP
5	011167	2	. Adaptor $\frac{1}{2}$ " x $\frac{3}{8}$ " BSP
6	011172	2	. Swivel elbow $\frac{3}{8}$ " BSP
7	010930	2	. Hose tail $\frac{3}{8}$ " x $\frac{5}{8}$ " BSP
8	000056	8	. Bolt, hex M8 x 120 mm
9	011093	8	. Spring washer M8
NI	024591	2	. Hose tail 1"
NI	013518	2	. . O-Ring 31 I/D x 3.5
NI	011012	8	. . Bolt, hex M8 x 30 mm

When ordering replacement parts, always give the machine's Serial Number and specify Part Number, Quantity & Description





**GEAR PUMP ARRANGEMENT  
(Double gear pump shown)**

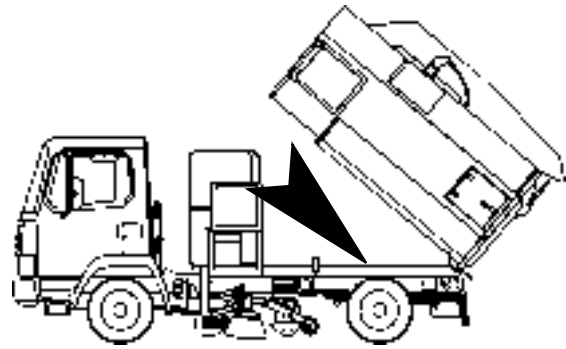
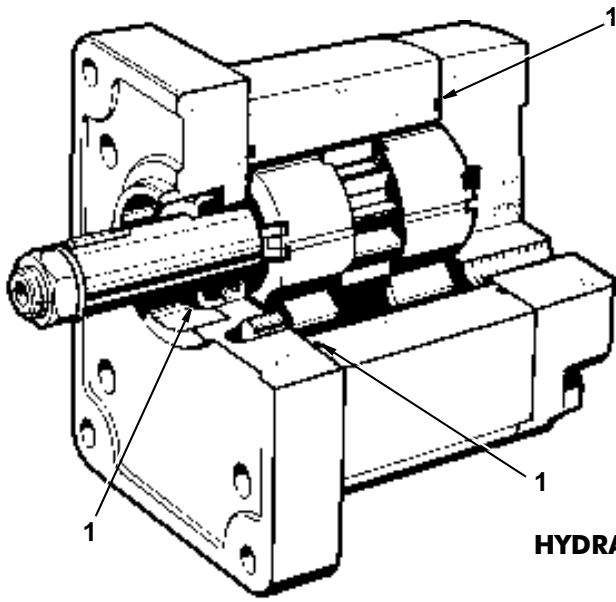
When ordering replacement parts, always give the machine's Serial Number and specify Part Number, Quantity & Description



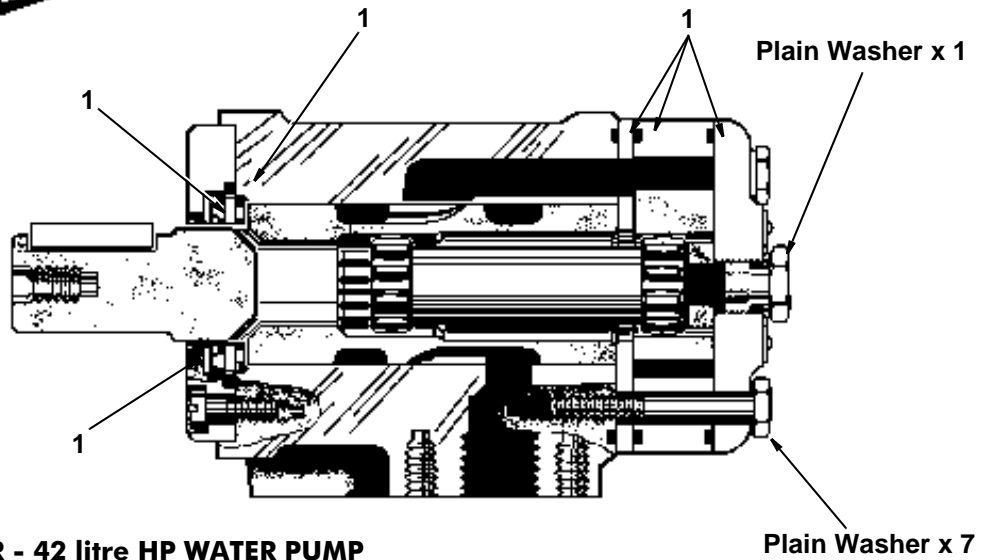
<i>Item</i>	<i>Part Number</i>	<i>Quantity</i>	<i>Description</i>
	<b>023196</b>	<b>1</b>	<b>HYDRAULIC MOTOR, 19 cc (30 litre WATER PUMP)</b>
	000020	4	. Bolt, hex hd, M6 x 30 mm long
	011090	8	. Washer, plain, 6 mm
	011071	4	. Nut, hex, M6, Nyloc
1	025469	-	. . Seal kit

<i>Item</i>	<i>Part Number</i>	<i>Quantity</i>	<i>Description</i>
	<b>013527</b>	<b>1</b>	<b>HYDRAULIC MOTOR, OMP50 (LP WATER PUMP)</b>
	011069	2	. Bolt, hex hd, M12 x 40 mm long
	011077	2	. Nut, hex, M12, Nyloc
1	010762	1	. Seal kit, comprising:
	NA	1	. . Dust seal, shaft
	NA	1	. . KBADH-Ring
	NA	1	. . O-Ring
	NA	3	. . O-Ring
	NA	7	. . Plain washer
	NA	1	. . Plain washer
1	023069	1	. Seal kit (only motors with serial number prefixed by '151') comprising
	NA	1	. . Dust seal, shaft
	NA	1	. . KBADH-Ring
	NA	1	. . O-Ring
	NA	3	. . O-Ring
	NA	7	. . Plain washer
	NA	1	. . Plain washer

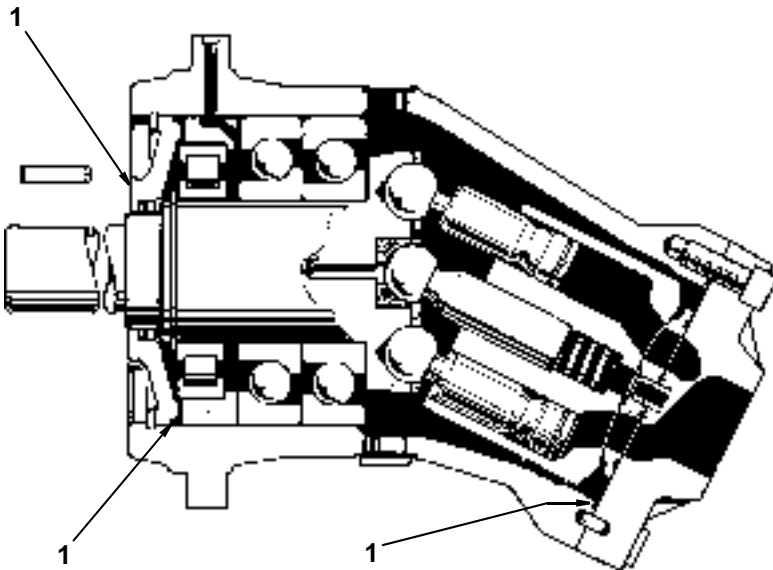
When ordering replacement parts, always give the machine's Serial Number and specify Part Number, Quantity & Description



**HYDRAULIC MOTOR 19CC - 30 litre HP WATER PUMPS**



**HYDRAULIC MOTOR - 42 litre HP WATER PUMP**



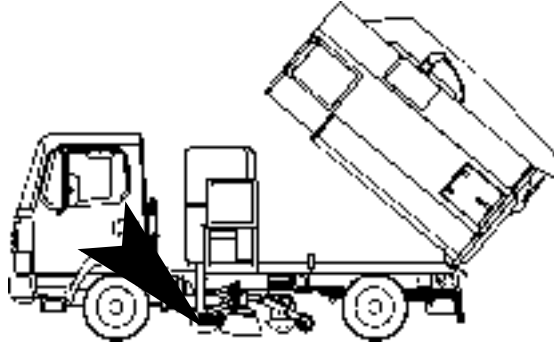
**HYDRAULIC MOTOR  
50 litre HP WATER PUMP**

When ordering replacement parts, always give the machine's Serial Number and specify Part Number, Quantity & Description

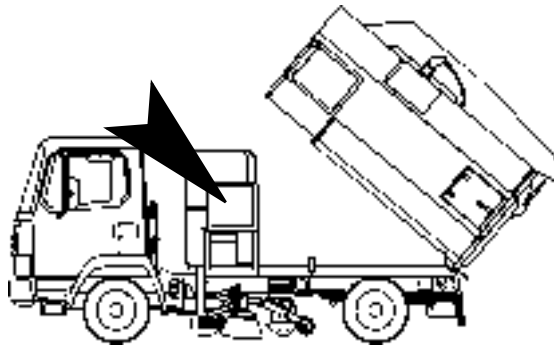




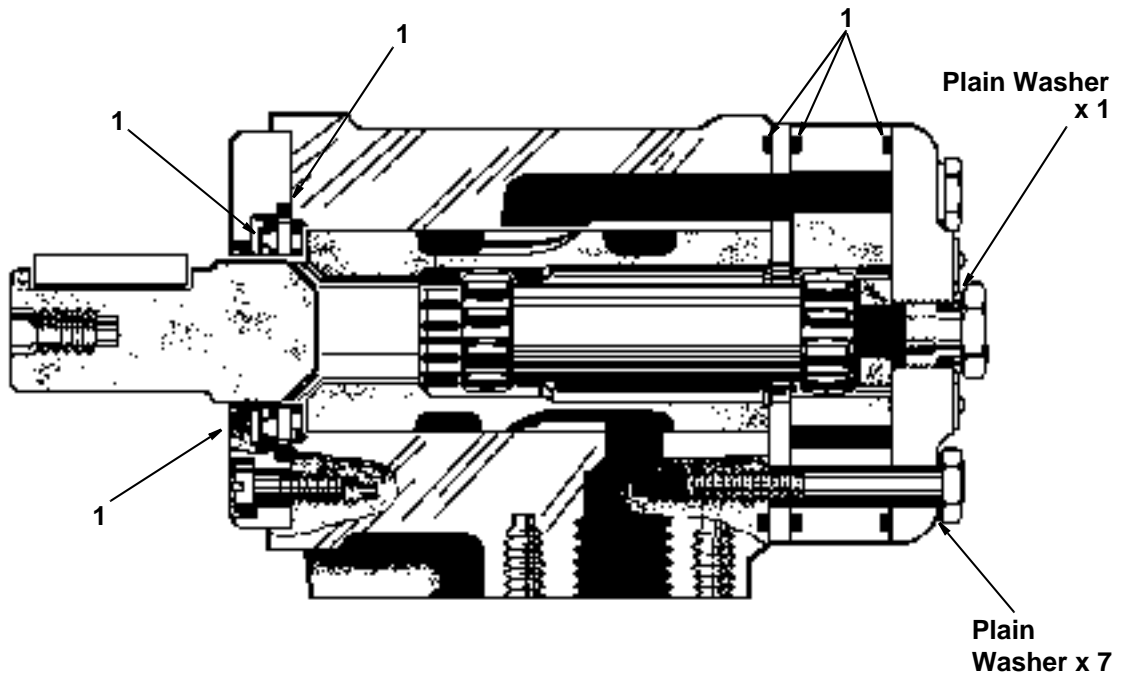
<i>Item</i>	<i>Part Number</i>	<i>Quantity</i>	<i>Description</i>
	<b>HYDRAULIC BRUSH MOTORS</b>		
	010566	1 -	HYDRAULIC MOTOR, OMP100 ( <b>WIDE SWEEP</b> )
	010749	- 1	HYDRAULIC MOTOR, OMP200 ( <b>SIDE/FRONT BRUSH</b> )
1	023069	1 1	. Seal kit
	011053	2 -	. Bolt, hex hd, M12 x 35 mm long
	011069	- 2	. Bolt, hex hd, M12 x 40 mm long
	011077	2 2	. Nut, hex, M12, Nyloc



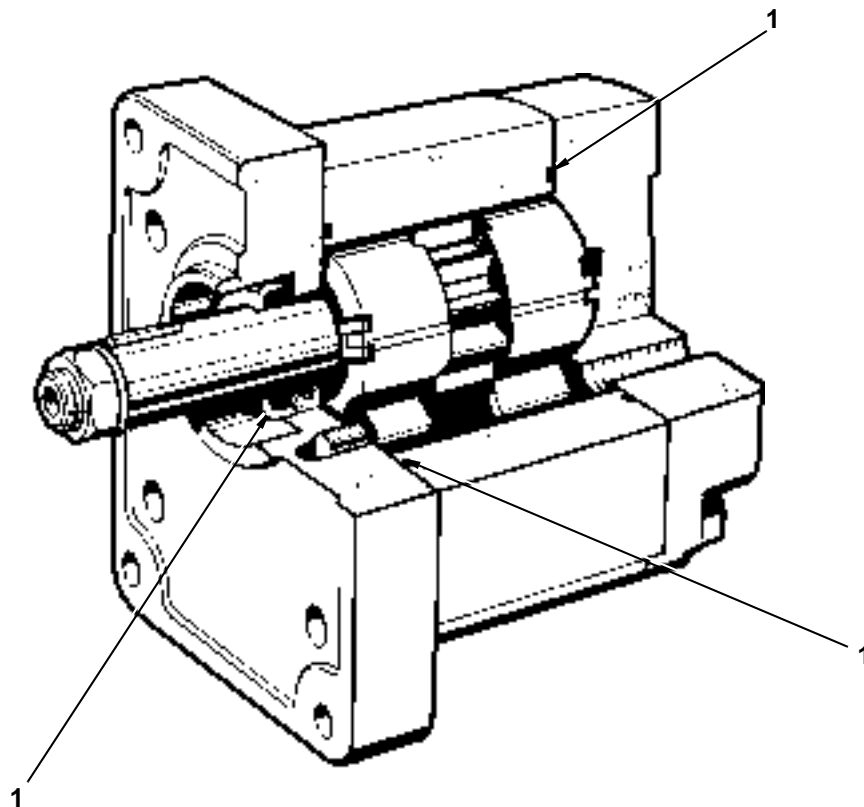
<i>Item</i>	<i>Part Number</i>	<i>Quantity</i>	<i>Description</i>
	<b>HYDRAULIC MOTOR, COOLING FAN - ASSOCIATED SPARES</b>		
1	028752	1	Hydraulic motor, 16 cc
	T B D	1	. Seal Kit
	000020	4	. Bolt, hex hd, M6 x 30 mm long
	011090	8	. Washer, plain, 6 mm
	011071	4	. Nut, hex, M6, Nyloc
2	011829	1	Valve, Non Return 3/8"



When ordering replacement parts, always give the machine's Serial Number and specify Part Number, Quantity & Description



**HYDRAULIC MOTOR - WIDE SWEEP,  
FRONT & SIDE BRUSHES**



**HYDRAULIC MOTOR - COOLING FAN**

When ordering replacement parts, always give the machine's Serial Number and specify Part Number, Quantity & Description

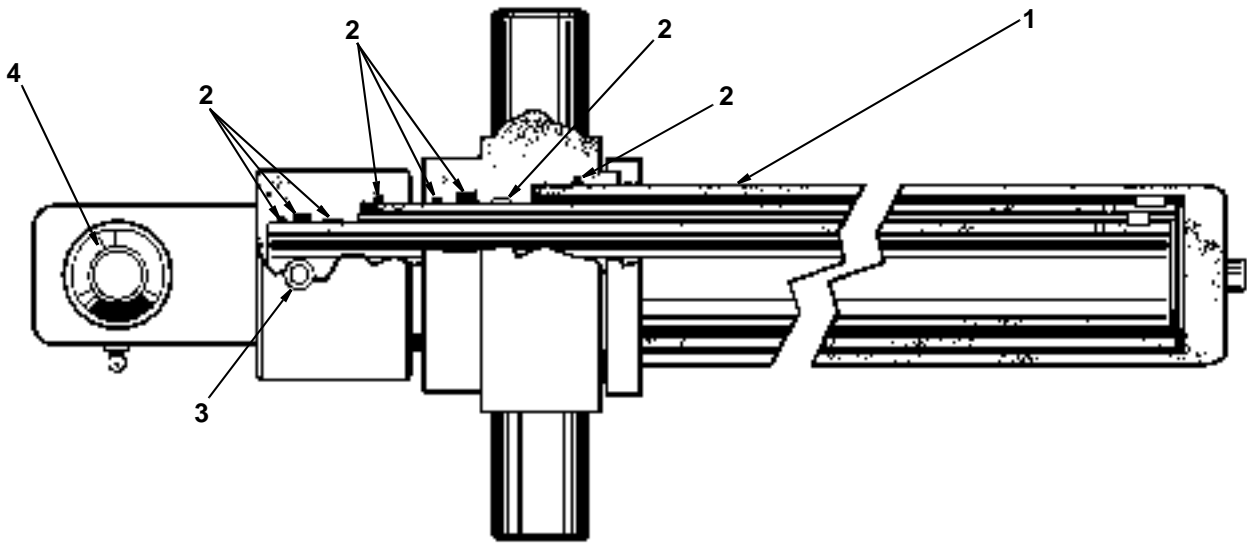


<i>Item</i>	<i>Part Number</i>	<i>Quantity</i>	<i>Description</i>
<b>HOPPER RAM ASSEMBLY</b>			
1	024249	1	. HOPPER LIFT RAM, DUAL STAGE ..... C3
NI	027785	1	... Seal kit for 024249
NI	028178	1	.. Integrated check valve ICEB30F*
3	011159	1	.. Adaptor, $\frac{3}{8}$ " BSP x $\frac{3}{8}$ " BSP
NI	011153	1	... Seal, Dowty, $\frac{3}{8}$ "
4	012881	1	.. Bearing, spherical

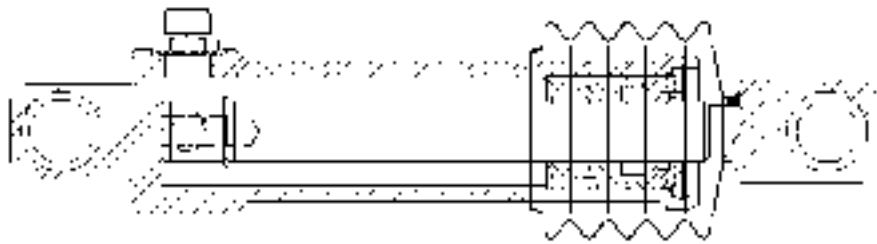
<i>Item</i>	<i>Part Number</i>	<i>Quantity</i>	<i>Description</i>
<b>HYDRAULIC BRUSH RAM ASSEMBLY</b>			
1	024539	2	. NOZZLE LIFT / GOBBLER RAM
1	024539	2	. SIDE BRUSH LIFT RAM (RH & LH)
1	024539	2	. RH AND LH WIDE SWEEP SLEWING RAM
NI	012539	1	.. Restrictor, No. 5 White, $\frac{1}{4}$ " BSP x $\frac{1}{4}$ " BSP
NI	011152	1	.. Dowty seal 1/4" BSP
NI	002016	1	.. Plug, hex socket head 1/4" BSP
NI	014473	1	.. Bellows
NI	011629	1	... Seal Kit, Ram

<i>Item</i>	<i>Part Number</i>	<i>Quantity</i>	<i>Description</i>
<b>HYDRAULIC REAR DOOR OPEN/CLOSE &amp; LOCKING RAM ASSEMBLY</b>			
1	022350	1	. HOPPER REAR-DOOR LOCKING RAM ..... C23
NI	022776	1	.. Seal kit, hydraulic ram
1	022511	1	. HOPPER REAR-DOOR OPEN/CLOSE RAM ..... C23
NI	022777	1	.. Seal kit, hydraulic ram

When ordering replacement parts, always give the machine's Serial Number and specify Part Number, Quantity & Description



**TWO STAGE HOPPER-LIFT RAM ASSEMBLY**



**HYDRAULIC BRUSH RAM ASSEMBLY**

**HOPPER REAR DOOR LOCKING RAM**

**REAR DOOR OPEN/CLOSE RAM**



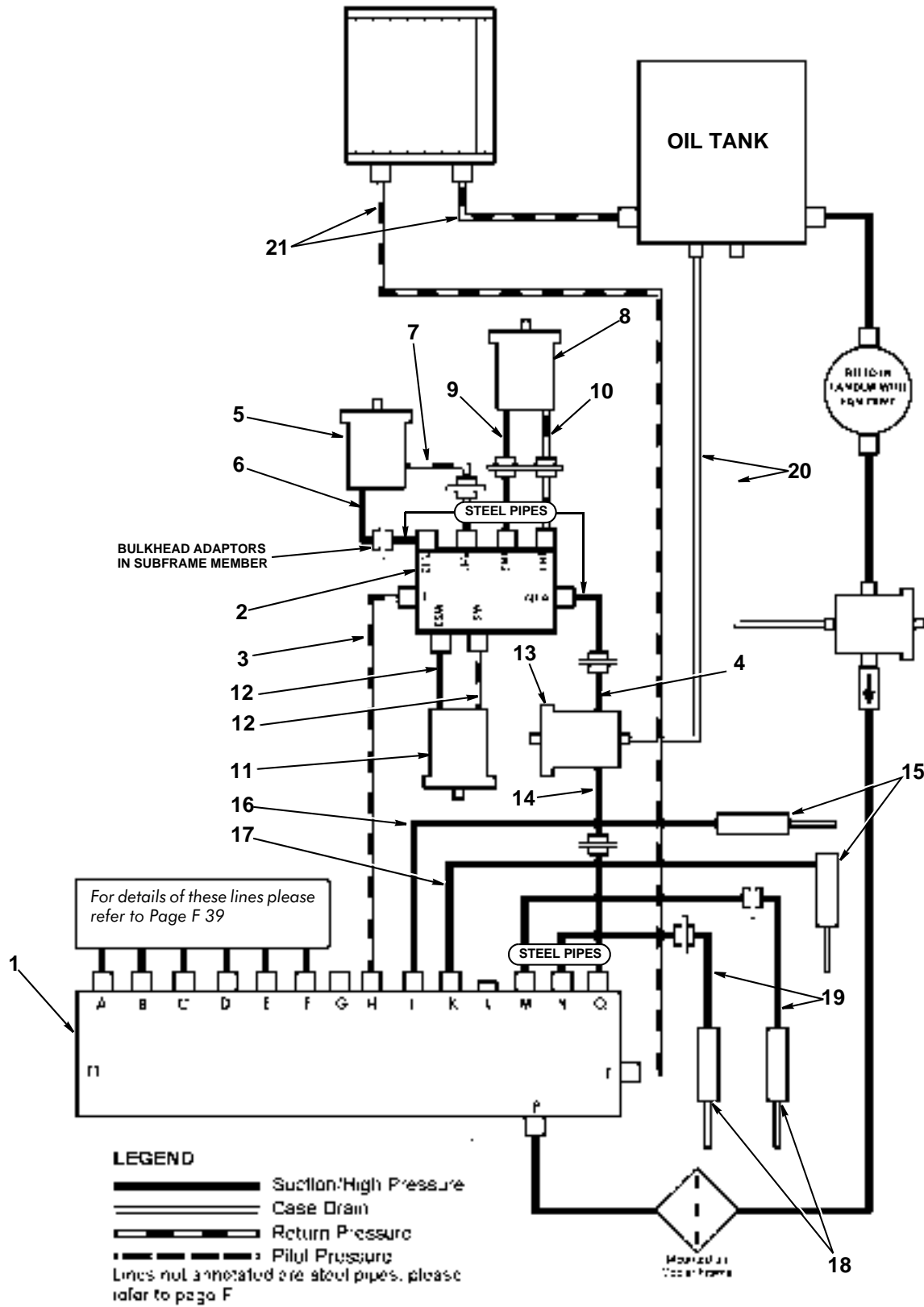
When ordering replacement parts, always give the machine's Serial Number and specify Part Number, Quantity & Description



<i>Item</i>	<i>Part Number</i>	<i>Quantity</i>	<i>Description</i>
<b>HYDRAULIC CCT COMPONENTS (STEEL PIPING)</b>			
<b>BRUSHES &amp; LP WATER PUMP - SINGLE GEAR PUMP INSTALLATION</b>			
1	028400	1	. VALVE BLOCK, MAIN HYDRAULIC ..... F5
2	024786	1	. VALVE BLOCK, BRUSH CONTROL ..... F7
3	011310	1	. . Hose assembly, $\frac{3}{8}$ " BSP x 300 mm long (port T - Main VB port H)
4	011310	1	. . Hose assembly, $\frac{3}{8}$ " BSP x 300 mm long (to LP water pump motor)
5	010749	1	. MOTOR, HYDRAULIC, RH SIDE BRUSH
6	001023	1	. . Hose assembly, $\frac{3}{8}$ " BSP x 710 mm long
7	001042	1	. . Hose assembly, $\frac{3}{8}$ " BSP x 680 mm long
8	010749	1	. MOTOR, HYDRAULIC, LH SIDE BRUSH
9	001023	1	. . Hose assembly, $\frac{3}{8}$ " BSP x 710 mm long
10	001042	1	. . Hose assembly, $\frac{3}{8}$ " BSP x 680 mm long
11	010566	1	. MOTOR, HYDRAULIC, WIDE-SWEEP BRUSH
12	011305	2	. . Hose assembly, $\frac{3}{8}$ " BSP x 1500 mm long
13	013527	1	. MOTOR, HYDRAULIC, LP WATER PUMP
14	011310	1	. . Hose assembly, $\frac{3}{8}$ " BSP x 300 mm long (LP w/pump - Main VB port Q)
15	012973	2	. RAM, HYDRAULIC, WIDE SWEEP SLEW
16	010985	1	. . Hose assembly, $\frac{1}{4}$ " BSP x 2150 mm long (to LH ram)
17	001037	1	. . Hose assembly, $\frac{1}{4}$ " BSP x 2650 mm long (to RH ram)
18	012973	2	. RAM, HYDRAULIC, SIDE BRUSH LIFT/LOWER
19	010991	1	. . Hose assembly, $\frac{1}{4}$ " BSP x 550 mm long
20	010958	AsReq	. Hose, low pressure, $\frac{3}{8}$ " bore, case drain lines
21	011000	AsReq	. Hose, low pressure, $\frac{5}{8}$ " bore, tank/cooler return lines

When ordering replacement parts, always give the machine's Serial Number and specify Part Number, Quantity & Description





**F**

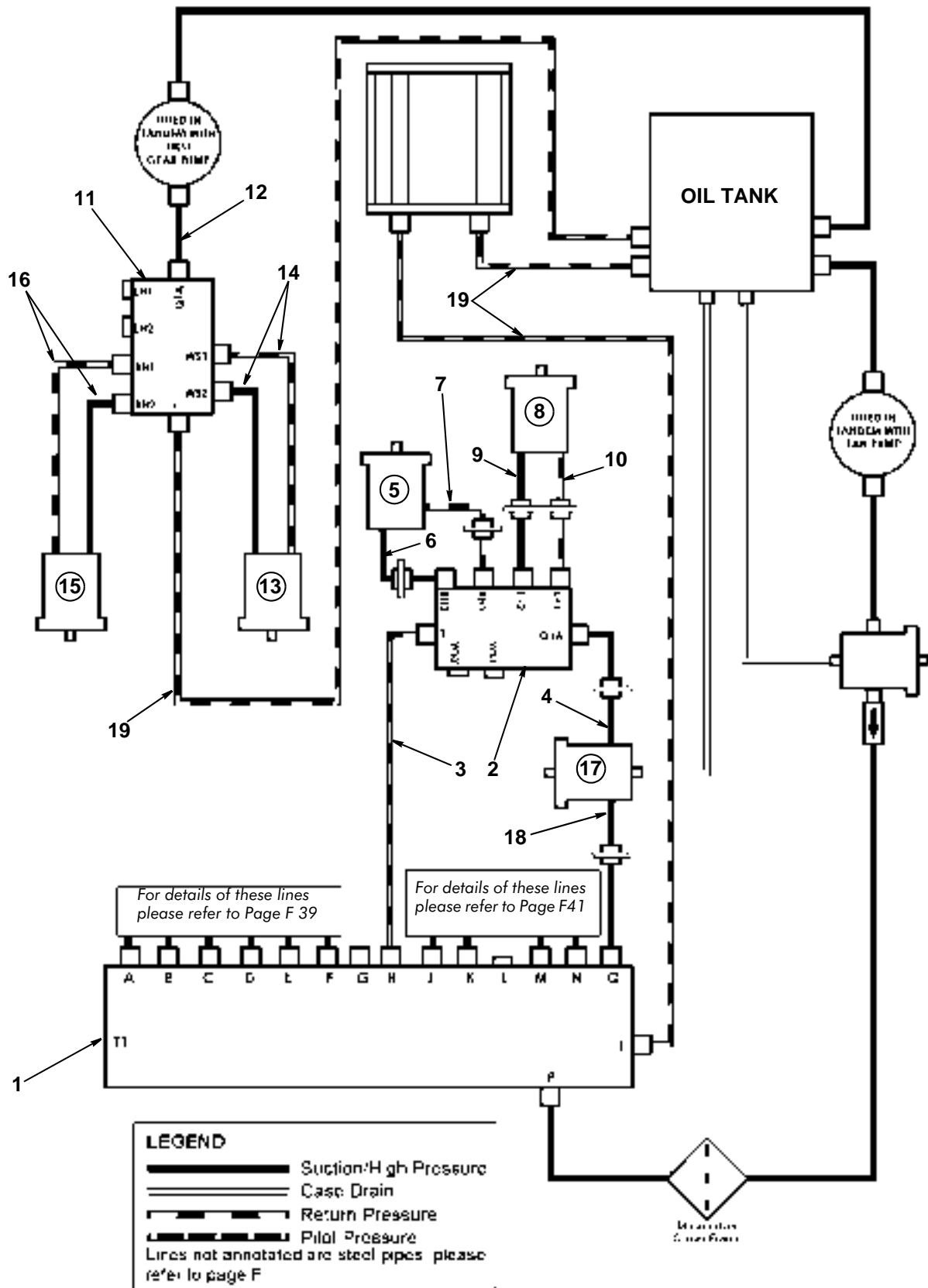
**HYDRAULIC CIRCUIT COMPONENTS (STEEL PIPING)  
BRUSHES & LP WATER PUMP - SINGLE GEAR PUMP INSTALLATION**

When ordering replacement parts, always give the machine's Serial Number and specify Part Number, Quantity & Description



<i>Item</i>	<i>Part Number</i>	<i>Quantity</i>	<i>Description</i>
<b>HYDRAULIC CCT COMP'S (STEEL PIPING) BRUSHES &amp; HP WATER PUMP - DOUBLE GEAR PUMP INSTALLATION</b>			
1	028400	1	. VALVE BLOCK, MAIN HYDRAULIC ..... F5
2	024786	1	. VALVE BLOCK, BRUSH & LP WATER CONTROL ..... F7
3	011310	1	.. Hose assembly, $\frac{3}{8}$ " BSP x 300 mm long (port T - Main VB port H)
4	011310	1	.. Hose assembly, $\frac{3}{8}$ " BSP x 300 mm long (to LP water pump motor)
5	010749	1	. MOTOR, HYDRAULIC, RH SIDE BRUSH..... F17
6	001023	1	.. Hose assembly, $\frac{3}{8}$ " BSP x 710 mm long
7	001042	1	.. Hose assembly, $\frac{3}{8}$ " BSP x 680 mm long
8	010749	1	. MOTOR, HYDRAULIC, LH SIDE BRUSH..... F17
9	001023	1	.. Hose assembly, $\frac{3}{8}$ " BSP x 710 mm long
10	001042	1	.. Hose assembly, $\frac{3}{8}$ " BSP x 680 mm long
11	024786	1	. VALVE BLOCK, BRUSH & HP WATER CONTROL
12	001009	1	.. Hose assembly, $\frac{3}{8}$ " BSP x 2200 mm long (Gear pump 2 - Port Q1A)
13	010566	1	. MOTOR, HYDRAULIC, WIDE-SWEEP BRUSH ..... F17
14	011305	2	.. Hose assembly, $\frac{3}{8}$ " BSP x 1500 mm long
15	023196	1	. MOTOR, HYDRAULIC, 30 l/min HP WATER PUMP..... F15
15	013527	1	. MOTOR, HYDRAUL, 42 l/min HV WATER PUMP ..... F15
15	022769	1	. MOTOR, HYDRAULIC, 50 l/min HV WATER PUMP ..... F15
16	011344	2	.. Hose assembly, $\frac{3}{8}$ " BSP x 2100 mm long (where no steel pipes used)
16	011310	2	.. Hose assembly, $\frac{3}{8}$ " BSP x 300 mm long (where steel pipes are used)
17	013257	1	. MOTOR, HYDRAULIC, LP WATER PUMP ..... F15
18	011310	1	.. Hose assembly, $\frac{3}{8}$ " BSP x 300 mm long (LP w/pump - Main VB port Q)
19	011000	As Req	. Hose, low pressure, $\frac{5}{8}$ "bore, tank/cooler return lines

When ordering replacement parts, always give the machine's Serial Number and specify Part Number, Quantity & Description



**F**

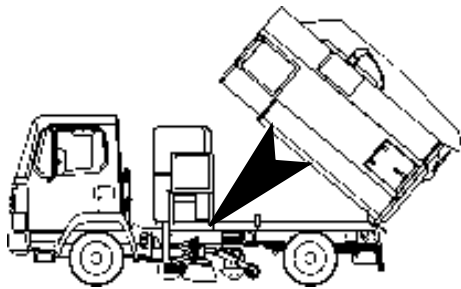
When ordering replacement parts, always give the machine's Serial Number and specify Part Number, Quantity & Description



---

<i>Item</i>	<i>Part Number</i>	<i>Quantity</i>	<i>Descriptio</i>
			<b>AUXILIARY HAND PUMP &amp; VALVE BLOCK</b>
1	028307	1	. HAND PUMP, BLOCK ..... C3
NI	030103	1	.. Handle
NI	028395	1	.. Slave plate

When ordering replacement parts, always give the machine's Serial Number and specify Part Number, Quantity & Description



**AUXILIARY HAND-PUMP & VALVE BLOCK**



When ordering replacement parts, always give the machine's Serial Number and specify Part Number, Quantity & Description



<i>Item</i>	<i>Part Number</i>	<i>Quantity</i>	<i>Description</i>
<b>HYDRAULIC SYSTEM - STEEL PIPES</b>			
3	025017	1	. Pipe, steel, RH s/brush feed, 12 mm x 2600 mm
8	025016	1	. Pipe, steel, RH s/brush return, 12 mm x 2600 mm
11	025131	1	. Pipe, steel, RH s/brush lift, 6 mm x 3020 mm
13	025048	1	. Pipe, steel, LH s/brush feed, 12 mm x 1100 mm
15	025161	1	. Pipe, steel, LH s/brush feed, 12 mm x 1600 mm
17	025047	1	. Pipe, steel, LH s/brush return, 12 mm x 1400 mm
19	025165	1	. Pipe, steel, LH s/brush return, 12 mm x 1700 mm
23	025130	1	. Pipe, steel, LH s/brush lift, 6 mm x 1935 mm
31	025015	1	. Pipe, steel,(LH lower bulkhead fitting) 6 mm x 623 mm
32	025014	1	. Pipe, steel,(LH upper bulkhead fitting) 6 mm x 549 mm
33	025180	1	. Pipe, steel, door unlock <b>Port F</b> , 6 mm x 2273 mm
34	025179	1	. Pipe, steel, door lock <b>Port D</b> , 6 mm x 2192 mm
35	025175	1	. Pipe, steel, door close <b>Port C</b> , 6 mm x 2322 mm
36	025178	1	. Pipe, steel, door open <b>Port E</b> , 6 mm x 2154 mm
37	025013	1	. Pipe, steel, door open (RH lower bulkhead fitting) 6 x 1200 mm
38	025012	1	. Pipe, steel, door close(RH top bulkhead fitting) 6 x 1200 mm
43	025124	1	. Pipe, steel, variable-tilt, valve - tee, 6 mm x 325 mm
49	025194	1	. Pipe, steel, hand-pump feed, 6 mm x 1530 mm
50	025129	1	. Pipe, steel, hand-pump feed, 6 mm x 1630 mm

<i>Item</i>	<i>Part Number</i>	<i>Quantity</i>	<i>Description</i>
<b>CLAMPS FOR STEEL PIPING</b>			
NI	027980	As Req	Clamp block, single, 6 mm
NI	027981	As Req	Clamp block, single, 12 mm
NI	027982	As Req	Clamp block, single, 25 mm
NI	027983	As Req	Clamp block, double, 6 mm x 6 mm
NI	027984	As Req	Clamp block, double, 12 mm x 12 mm
NI	027985	As Req	Clamp block, double, 6 mm x 12 mm
NI	027986	As Req	Clamp block, double, 12 mm x 14 mm
NI	027987	As Req	Clamp block, double, 17.2 mm x 17.2 mm
NI	027988	As Req	Clamp block, double, 18 mm x 18 mm
NI	027989	As Req	Top plate 2-hole, small
NI	027990	As Req	Top plate 2-hole, large
NI	027991	As Req	Bottom plate 2-hole, small
NI	027992	As Req	Bottom plate 2-hole, large
NI	027993	As Req	Bottom plate 1-hole, small
NI	027994	As Req	Bottom plate 1-hole, medium
NI	027995	As Req	Bottom plate 2-hole, large
NI	027996	As Req	Top plate 1-hole, small
NI	027997	As Req	Top plate 1-hole, medium
NI	027998	As Req	Top plate 1-hole, large

When ordering replacement parts, always give the machine's Serial Number and specify Part Number, Quantity & Description

**Table 1: RUBBER HOSE LIST BY PART NUMBER**

<b>PART NUMBER</b>	<b>DESCRIPTION</b>
001000	$\frac{5}{8}$ " BSP x 2700 mm long $\frac{3}{4}$ " ends
001001	$\frac{5}{8}$ " BSP x 1300 mm long, straight x 45° elbow $\frac{3}{4}$ " BSP
001002	$\frac{1}{4}$ " BSP x 3700 mm long
001004	$\frac{5}{8}$ " x 1300 mm long $\frac{3}{4}$ " BSP ends
001005	$\frac{3}{8}$ " BSP x 2550 mm long
001006	$\frac{1}{4}$ " BSP x 200 mm long
001007	$\frac{3}{8}$ " BSP x 850 mm long
001008	$\frac{3}{8}$ " BSP x 650 mm long
001009	$\frac{3}{8}$ " BSP x 2200 mm long
001010	$\frac{3}{8}$ " BSP x 4500 mm long
001011	$\frac{5}{8}$ " BSP x 1100 mm long $\frac{3}{4}$ " BSP ends
001012	$\frac{1}{2}$ " BSP x 2900 mm long
001017	$\frac{3}{8}$ " BSP x 1000 mm long
001018	$\frac{3}{8}$ " BSP x 3010 mm long
001019	$\frac{3}{8}$ " BSP x 820 mm long
001020	$\frac{3}{8}$ " BSP x 2680 mm long
001021	$\frac{3}{8}$ " BSP x 2780 mm long
001022	$\frac{3}{8}$ " BSP x 770 mm long
001023	$\frac{3}{8}$ " BSP x 710 mm long
001024	$\frac{1}{4}$ " BSP x 770 mm long
001025	$\frac{3}{4}$ " BSP x 3250 mm long 1" BSP ends
001026	$\frac{1}{4}$ " BSP x 3790 mm long
001027	$\frac{1}{4}$ " BSP x 1270 mm long
001028	$\frac{1}{4}$ " BSP x 1900 mm long
001029	$\frac{3}{4}$ " BSP x 3900 mm long 1" BSP ends
001030	$\frac{5}{8}$ " BSP x 3600 mm long, straight x 45° elbow $\frac{3}{4}$ " BSP
001031	$\frac{1}{4}$ " BSP x 4600 mm long
001032	$\frac{3}{8}$ " BSP x 1900 mm long
001033	$\frac{1}{4}$ " BSP x 3200 mm long
001034	$\frac{3}{4}$ " BSP x 4400 mm long 1" BSP ends
001037	$\frac{1}{4}$ " BSP x 2650 mm long
001038	$\frac{3}{4}$ " BSP x 3600 mm long 1" BSP ends
001040	$\frac{3}{8}$ " BSP x 4500 mm long $\frac{3}{8}$ " BSP ends
001041	$\frac{3}{4}$ " BSP x 3250 mm long
001042	$\frac{3}{8}$ " BSP x 680 mm long
001043	$\frac{3}{4}$ " BSP x 3600 mm long $\frac{3}{4}$ " BSP ends
001044	$\frac{3}{8}$ " BSP x 2300 mm long
001047	$\frac{1}{4}$ " BSP x 3550 mm long
001048	$\frac{1}{4}$ " BSP x 4250 mm long
001049	$\frac{3}{4}$ " BSP x 800 mm long
001050	$\frac{3}{4}$ " BSP x 1000 mm long

When ordering replacement parts, always give the machine's Serial Number and specify Part Number, Quantity & Description



**Table 1: RUBBER HOSE LIST BY PART NUMBER**

<b>PART NUMBER</b>	<b>DESCRIPTION</b>
001051	$\frac{3}{4}$ " BSP x 1200 mm long
001058	$\frac{1}{2}$ " BSP x 3500 mm long
001059	6 mm x 1100 mm long, straight x 90° elbow $\frac{1}{4}$ " BSP
001060	6 mm x 1020 mm long, straight x 90° elbow $\frac{1}{4}$ " BSP
001061	$\frac{1}{4}$ " BSP x 4100 mm long, straight x 90° elbow
001062	$\frac{1}{4}$ " BSP x 850 mm long
002006	$\frac{5}{8}$ " BSP x 800 mm long, straight x 45° elbow $\frac{3}{4}$ " BSP
002090	$\frac{3}{8}$ " BSP x 730 mm long, straight x 90° elbow
002091	$\frac{3}{8}$ " BSP x 700 mm long, straight x 90° elbow
002092	$\frac{3}{8}$ " BSP x 340 mm long, straight x 90° elbow
002093	$\frac{1}{4}$ " BSP x 570 mm long, straight x 90° elbow
002094	$\frac{3}{4}$ " BSP x 620 mm long, straight x 90° elbow
002095	$\frac{3}{4}$ " BSP x 760 mm long, straight x 90° elbow
010970	$\frac{1}{2}$ " BSP x 460 mm long
010971	$\frac{1}{2}$ " BSP x 560 mm long
010972	$\frac{1}{2}$ " BSP x 1397 mm long
010973	$\frac{1}{2}$ " BSP x 1473 mm long
010974	$\frac{1}{2}$ " BSP x 1575 mm long
010975	$\frac{1}{2}$ " BSP x 1780 mm long
010976	$\frac{1}{2}$ " BSP x 2057 mm long
010977	$\frac{1}{2}$ " BSP x 5765 mm long
010980	$\frac{1}{4}$ " BSP x 432 mm long
010981	$\frac{1}{4}$ " BSP x 711 mm long
010982	$\frac{1}{4}$ " BSP x 1168 mm long
010983	$\frac{1}{4}$ " BSP x 1600 mm long
010984	$\frac{1}{4}$ " BSP x 2972 mm long
010985	$\frac{1}{4}$ " BSP x 2150 mm long
010986	$\frac{1}{4}$ " BSP x 2000 mm long
010987	$\frac{1}{4}$ " BSP x 1660 mm long
010988	$\frac{1}{4}$ " BSP x 1473 mm long
010989	$\frac{1}{4}$ " BSP x 722 mm long
010990	$\frac{1}{4}$ " BSP x 600 mm long
010991	$\frac{1}{4}$ " BSP x 550 mm long
010992	$\frac{1}{2}$ " BSP x 711 mm long
010993	$\frac{1}{2}$ " BSP x 2845 mm long
010994	$\frac{1}{2}$ " BSP x 1270 mm long
010995	$\frac{1}{2}$ " BSP x 1065 mm long
010996	$\frac{1}{2}$ " BSP x 915 mm long
011300	$\frac{3}{8}$ " BSP x 3560 mm long
011301	$\frac{3}{8}$ " BSP x 3250 mm long
011302	$\frac{3}{8}$ " BSP x 2972 mm long
011303	$\frac{3}{8}$ " BSP x 1920 mm long

When ordering replacement parts, always give the machine's Serial Number and specify Part Number, Quantity & Description





**Table 1: RUBBER HOSE LIST BY PART NUMBER**

PART NUMBER	DESCRIPTION
011304	$\frac{3}{8}$ " BSP x 1750 mm long
011305	$\frac{3}{8}$ " BSP x 1500 mm long
011306	$\frac{3}{8}$ " BSP x 1400 mm long
011307	$\frac{3}{8}$ " BSP x 1300 mm long
011308	$\frac{3}{8}$ " BSP x 500 mm long
011309	$\frac{3}{8}$ " BSP x 432 mm long
011310	$\frac{3}{8}$ " BSP x 300 mm long
011311	$\frac{3}{8}$ " BSP x 1100 mm long
011313	$\frac{1}{2}$ " BSP x 1830 mm long
011314	$\frac{1}{2}$ " BSP x 1625 mm long
011315	$\frac{1}{2}$ " BSP x 3150 mm long
011316	$\frac{1}{2}$ " BSP x 4826 mm long
011317	$\frac{1}{4}$ " BSP x 295 mm long
011318	$\frac{1}{4}$ " BSP x 240 mm long
011319	$\frac{5}{8}$ " x 430 mm long $\frac{3}{4}$ " BSP ends
011320	$\frac{3}{4}$ " x 890 mm long 1" BSP ends
011322	$\frac{1}{4}$ " BSP x 420 mm long
011323	$\frac{1}{4}$ " BSP x 1020 mm long
011324	$\frac{1}{4}$ " BSP x 360 mm long
011325	$\frac{1}{4}$ " BSP x 2200 mm long
011326	$\frac{1}{4}$ " BSP x 2440 mm long
011327	$\frac{1}{4}$ " BSP x 2820 mm long
011328	$\frac{1}{4}$ " BSP x 1780 mm long
011329	$\frac{1}{4}$ " BSP x 1200 mm long
011330	$\frac{3}{8}$ " BSP x 1620 mm long
011331	$\frac{3}{8}$ " BSP x 2500 mm long
011332	$\frac{3}{8}$ " BSP x 3430 mm long
011333	$\frac{3}{8}$ " BSP x 2030 mm long
011336	$\frac{3}{8}$ " BSP x 1620 mm long
011337	$\frac{1}{4}$ " BSP x 1100 mm long
011338	$\frac{1}{4}$ " BSP x 3060 mm long
011339	$\frac{1}{4}$ " BSP x 3130 mm long
011340	$\frac{1}{4}$ " BSP x 3000 mm long
011341	$\frac{3}{8}$ " BSP x 1840 mm long
011342	$\frac{3}{8}$ " BSP x 2540 mm long
011343	$\frac{3}{8}$ " BSP x 4000 mm long
011344	$\frac{3}{8}$ " BSP x 2100 mm long
011731	$\frac{5}{8}$ " x 4343 mm long, straight x 45° elbow $\frac{3}{4}$ " BSP ends
011732	1" BSP x 3900 mm long, straight x 45° elbow
011733	$\frac{5}{8}$ " x 508 mm long $\frac{3}{4}$ " BSP ends
012586	$\frac{3}{4}$ " x 3500 mm long 1" BSP ends
013005	$\frac{5}{8}$ " x 680 mm long $\frac{3}{4}$ " BSP ends



When ordering replacement parts, always give the machine's Serial Number and specify Part Number, Quantity & Description



**Table 1: RUBBER HOSE LIST BY PART NUMBER**

<b>PART NUMBER</b>	<b>DESCRIPTION</b>
013027	$\frac{3}{4}$ " x 950 mm long 1" BSP ends
013037	$\frac{3}{4}$ " BSP x 2650 mm long 1" BSP ends
013095	$\frac{5}{8}$ " x 2770 mm long $\frac{3}{4}$ " BSP ends
013096	$\frac{5}{8}$ " x 3500 mm long $\frac{3}{4}$ " BSP ends
013097	$\frac{3}{4}$ " x 1900 mm long 1" BSP ends
013098	$\frac{3}{4}$ " x 205 mm long 1" BSP ends
013131	$\frac{3}{4}$ " x 2460 mm long 1" BSP ends
013183	$\frac{5}{8}$ " x 2910 mm long $\frac{3}{4}$ " BSP ends
013184	$\frac{5}{8}$ " x 3400 mm long, str't x 45° elbow $\frac{3}{4}$ " BSP ends
013219	$\frac{3}{4}$ " x 790 mm long 1" BSP ends
014097	$\frac{3}{4}$ " x 2800 mm long 1" BSP ends
014098	$\frac{5}{8}$ " x 2800 mm long $\frac{3}{4}$ " BSP ends
014099	$\frac{3}{4}$ " x 2700 mm long 1" BSP ends
014101	$\frac{5}{8}$ " x 2900 mm long $\frac{3}{4}$ " BSP ends
014157	$\frac{5}{8}$ " x 2230 mm long $\frac{3}{4}$ " BSP ends
014158	$\frac{5}{8}$ " x 2540 mm long $\frac{3}{4}$ " BSP ends
014159	$\frac{5}{8}$ " x 1450 mm long $\frac{3}{4}$ " BSP ends
022700	$\frac{3}{4}$ " SAE BSP x 1000 mm long
022722	$\frac{3}{4}$ " SAE BSP x 600 mm long
022731	$\frac{3}{4}$ " BSP x 550 mm long
022762	51 mm bore, cuffed ends (Unidrive oil tank - manifold)
023640	$\frac{5}{8}$ " BSP x 660 mm long, straight x 90°
023641	$\frac{5}{8}$ " BSP x 2900 mm long, straight x 90°
023642	$\frac{5}{8}$ " BSP x 3300 mm long, straight x 90°
023643	$\frac{5}{8}$ " BSP x 3100 mm long
023644	$\frac{5}{8}$ " x 730 mm long, $\frac{3}{4}$ " BSP x $\frac{1}{2}$ " BSP x 90° elbows
023645	$\frac{5}{8}$ " BSP x 1250 mm long, straight x 90°
023646	$\frac{5}{8}$ " BSP x 1400 mm long, straight x 90°
023647	$\frac{3}{4}$ " BSP x 730 mm long, straight x 90°
023648	$\frac{3}{4}$ " BSP x 2900 mm long, straight x 90°
023649	$\frac{3}{4}$ " BSP x 600 mm long, straight x 90°
023651	$\frac{3}{4}$ " BSP x 2000 mm long
023652	$\frac{5}{8}$ " x 800 mm long, straight x 90° $\frac{3}{4}$ " BSP ends
023653	$\frac{5}{8}$ " x 1600 mm long, straight x 90° $\frac{3}{4}$ " BSP ends
023654	$\frac{5}{8}$ " x 1400 mm long, straight x 90° $\frac{3}{4}$ " ends
023741	$\frac{1}{4}$ " BSP x 500 mm long, $\frac{1}{4}$ " BSP str x 8 mm stpipe
025555	$\frac{3}{4}$ " BSP x 600 mm long
025556	$\frac{3}{4}$ " BSP x 1650 mm long

When ordering replacement parts, always give the machine's Serial Number and specify Part Number, Quantity & Description

**Table 2: HOSE LIST BY DESCRIPTION**

<b>PART NUMBER</b>	<b>DESCRIPTION</b>
011323	$\frac{1}{4}$ " BSP x 1020 mm long
011337	$\frac{1}{4}$ " BSP x 1100 mm long
010982	$\frac{1}{4}$ " BSP x 1168 mm long
011329	$\frac{1}{4}$ " BSP x 1200 mm long
001027	$\frac{1}{4}$ " BSP x 1270 mm long
010988	$\frac{1}{4}$ " BSP x 1473 mm long
010983	$\frac{1}{4}$ " BSP x 1600 mm long
010987	$\frac{1}{4}$ " BSP x 1660 mm long
011328	$\frac{1}{4}$ " BSP x 1780 mm long
001028	$\frac{1}{4}$ " BSP x 1900 mm long
001006	$\frac{1}{4}$ " BSP x 200 mm long
010986	$\frac{1}{4}$ " BSP x 2000 mm long
010985	$\frac{1}{4}$ " BSP x 2150 mm long
011325	$\frac{1}{4}$ " BSP x 2200 mm long
011318	$\frac{1}{4}$ " BSP x 240 mm long
011326	$\frac{1}{4}$ " BSP x 2440 mm long
001037	$\frac{1}{4}$ " BSP x 2650 mm long
011327	$\frac{1}{4}$ " BSP x 2820 mm long
011317	$\frac{1}{4}$ " BSP x 295 mm long
010984	$\frac{1}{4}$ " BSP x 2972 mm long
011340	$\frac{1}{4}$ " BSP x 3000 mm long
011338	$\frac{1}{4}$ " BSP x 3060 mm long
011339	$\frac{1}{4}$ " BSP x 3130 mm long
001033	$\frac{1}{4}$ " BSP x 3200 mm long
001047	$\frac{1}{4}$ " BSP x 3550 mm long
011324	$\frac{1}{4}$ " BSP x 360 mm long
001002	$\frac{1}{4}$ " BSP x 3700 mm long
001026	$\frac{1}{4}$ " BSP x 3790 mm long
001061	$\frac{1}{4}$ " BSP x 4100 mm long, straight x 90° elbow
011322	$\frac{1}{4}$ " BSP x 420 mm long
001048	$\frac{1}{4}$ " BSP x 4250 mm long
010980	$\frac{1}{4}$ " BSP x 432 mm long
001031	$\frac{1}{4}$ " BSP x 4600 mm long
023741	$\frac{1}{4}$ " BSP x 500 mm long, $\frac{1}{4}$ " BSP str x 8 mm stpipe
010991	$\frac{1}{4}$ " BSP x 550 mm long
002093	$\frac{1}{4}$ " BSP x 570 mm long, straight x 90° elbow
010990	$\frac{1}{4}$ " BSP x 600 mm long
010981	$\frac{1}{4}$ " BSP x 711 mm long
010989	$\frac{1}{4}$ " BSP x 722 mm long

When ordering replacement parts, always give the machine's Serial Number and specify Part Number, Quantity & Description



**Table 2: HOSE LIST BY DESCRIPTION**

<b>PART NUMBER</b>	<b>DESCRIPTION</b>
001024	1/4" BSP x 770 mm long
001062	1/4" BSP x 850 mm long
002092	3/8" BSP x 340 mm long, straight x 90° elbow
002091	3/8" BSP x 700 mm long, straight x 90° elbow
002090	3/8" BSP x 730 mm long, straight x 90° elbow
001017	3/8" BSP x 1000 mm long
011311	3/8" BSP x 1100 mm long
011307	3/8" BSP x 1300 mm long
011306	3/8" BSP x 1400 mm long
011305	3/8" BSP x 1500 mm long
011330	3/8" BSP x 1620 mm long
011336	3/8" BSP x 1620 mm long
011304	3/8" BSP x 1750 mm long
011341	3/8" BSP x 1840 mm long
001032	3/8" BSP x 1900 mm long
011303	3/8" BSP x 1920 mm long
011333	3/8" BSP x 2030 mm long
011344	3/8" BSP x 2100 mm long
001009	3/8" BSP x 2200 mm long
001044	3/8" BSP x 2300 mm long
011331	3/8" BSP x 2500 mm long
011342	3/8" BSP x 2540 mm long
001005	3/8" BSP x 2550 mm long
001020	3/8" BSP x 2680 mm long
001021	3/8" BSP x 2780 mm long
011302	3/8" BSP x 2972 mm long
011310	3/8" BSP x 300 mm long
001018	3/8" BSP x 3010 mm long
011301	3/8" BSP x 3250 mm long
011332	3/8" BSP x 3430 mm long
011300	3/8" BSP x 3560 mm long
011343	3/8" BSP x 4000 mm long
011309	3/8" BSP x 432 mm long
001010	3/8" BSP x 4500 mm long
001040	3/8" BSP x 4500 mm long 3/8" BSP ends
011308	3/8" BSP x 500 mm long
001008	3/8" BSP x 650 mm long
001042	3/8" BSP x 680 mm long
001023	3/8" BSP x 710 mm long

When ordering replacement parts, always give the machine's Serial Number and specify Part Number, Quantity & Description

**Table 2: HOSE LIST BY DESCRIPTION**

<b>PART NUMBER</b>	<b>DESCRIPTION</b>
001022	$\frac{3}{8}$ " BSP x 770 mm long
001019	$\frac{3}{8}$ " BSP x 820 mm long
001007	$\frac{3}{8}$ " BSP x 850 mm long
010995	$\frac{1}{2}$ " BSP x 1065 mm long
010994	$\frac{1}{2}$ " BSP x 1270 mm long
010972	$\frac{1}{2}$ " BSP x 1397 mm long
010973	$\frac{1}{2}$ " BSP x 1473 mm long
010974	$\frac{1}{2}$ " BSP x 1575 mm long
011314	$\frac{1}{2}$ " BSP x 1625 mm long
010975	$\frac{1}{2}$ " BSP x 1780 mm long
011313	$\frac{1}{2}$ " BSP x 1830 mm long
010976	$\frac{1}{2}$ " BSP x 2057 mm long
010993	$\frac{1}{2}$ " BSP x 2845 mm long
001012	$\frac{1}{2}$ " BSP x 2900 mm long
011315	$\frac{1}{2}$ " BSP x 3150 mm long
001058	$\frac{1}{2}$ " BSP x 3500 mm long
010970	$\frac{1}{2}$ " BSP x 460 mm long
011316	$\frac{1}{2}$ " BSP x 4826 mm long
010971	$\frac{1}{2}$ " BSP x 560 mm long
010977	$\frac{1}{2}$ " BSP x 5765 mm long
010992	$\frac{1}{2}$ " BSP x 711 mm long
010996	$\frac{1}{2}$ " BSP x 915 mm long
013184	$\frac{5}{8}$ " x 3400 mm long, str't x 45° elbow $\frac{3}{4}$ " BSP ends
001004	$\frac{5}{8}$ " x 1300 mm long $\frac{3}{4}$ " BSP ends
001011	$\frac{5}{8}$ " BSP x 1100 mm long $\frac{3}{4}$ " BSP ends
023645	$\frac{5}{8}$ " BSP x 1250 mm long, straight x 90°
001001	$\frac{5}{8}$ " BSP x 1300 mm long, straight x 45° elbow $\frac{3}{4}$ " BSP
023646	$\frac{5}{8}$ " BSP x 1400 mm long, straight x 90°
001000	$\frac{5}{8}$ " BSP x 2700mm long $\frac{3}{4}$ " ends
023641	$\frac{5}{8}$ " BSP x 2900 mm long, straight x 90°
023643	$\frac{5}{8}$ " BSP x 3100 mm long E/E
023642	$\frac{5}{8}$ " BSP x 3300 mm long, straight x 90°
001030	$\frac{5}{8}$ " BSP x 3600 mm long, straight x 45° elbow $\frac{3}{4}$ " BSP
023640	$\frac{5}{8}$ " BSP x 660 mm long, straight x 90°
002006	$\frac{5}{8}$ " BSP x 800 mm long, straight x 45° elbow $\frac{3}{4}$ " BSP
023654	$\frac{5}{8}$ " x 1400 mm long, straight x 90° $\frac{3}{4}$ " ends
014159	$\frac{5}{8}$ " x 1450 mm long $\frac{3}{4}$ " BSP ends
023653	$\frac{5}{8}$ " x 1600 mm long, straight x 90° $\frac{3}{4}$ " BSP ends
014157	$\frac{5}{8}$ " x 2230 mm long $\frac{3}{4}$ " BSP ends

When ordering replacement parts, always give the machine's Serial Number and specify Part Number, Quantity & Description



**Table 2: HOSE LIST BY DESCRIPTION**

<b>PART NUMBER</b>	<b>DESCRIPTION</b>
014158	$\frac{5}{8}$ " x 2540 mm long $\frac{3}{4}$ " BSP ends
013095	$\frac{5}{8}$ " x 2770 mm long $\frac{3}{4}$ " BSP ends
014098	$\frac{5}{8}$ " x 2800 mm long $\frac{3}{4}$ " BSP ends
014101	$\frac{5}{8}$ " x 2900 mm long $\frac{3}{4}$ " BSP ends
013183	$\frac{5}{8}$ " x 2910 mm long $\frac{3}{4}$ " BSP ends
013096	$\frac{5}{8}$ " x 3500 mm long $\frac{3}{4}$ " BSP ends
011319	$\frac{5}{8}$ " x 430 mm long $\frac{3}{4}$ " BSP ends
011731	$\frac{5}{8}$ " x 4343 mm long, straight x 45° elbow $\frac{3}{4}$ " BSP ends
011733	$\frac{5}{8}$ " x 508 mm long $\frac{3}{4}$ " BSP ends
013005	$\frac{5}{8}$ " x 680 mm long $\frac{3}{4}$ " BSP ends
023644	$\frac{5}{8}$ " x 730 mm long, $\frac{3}{4}$ " BSP x $\frac{1}{2}$ " BSP x 90° elbows
023652	$\frac{5}{8}$ " x 800 mm long, straight x 90° $\frac{3}{4}$ " BSP ends
001049	$\frac{3}{4}$ " BSP x 800 mm long
001050	$\frac{3}{4}$ " BSP x 1000 mm long
001051	$\frac{3}{4}$ " BSP x 1200 mm long
025556	$\frac{3}{4}$ " BSP x 1650 mm long
023651	$\frac{3}{4}$ " BSP x 2000 mm long
013037	$\frac{3}{4}$ " BSP x 2650 mm long 1" BSP ends
023648	$\frac{3}{4}$ " BSP x 2900 mm long, straight x 90°
001041	$\frac{3}{4}$ " BSP x 3250 mm long
001025	$\frac{3}{4}$ " BSP x 3250 mm long 1" BSP ends
001043	$\frac{3}{4}$ " BSP x 3600 mm long $\frac{3}{4}$ " BSP ends
001038	$\frac{3}{4}$ " BSP x 3600 mm long 1" BSP ends
001029	$\frac{3}{4}$ " BSP x 3900 mm long 1" BSP ends
001034	$\frac{3}{4}$ " BSP x 4400 mm long 1" BSP ends
022731	$\frac{3}{4}$ " BSP x 550 mm long
025555	$\frac{3}{4}$ " BSP x 600 mm long
023649	$\frac{3}{4}$ " BSP x 600 mm long, straight x 90°
002094	$\frac{3}{4}$ " BSP x 620 mm long, straight x 90° elbow
023647	$\frac{3}{4}$ " BSP x 730 mm long, straight x 90°
002095	$\frac{3}{4}$ " BSP x 760 mm long, straight x 90° elbow
022700	$\frac{3}{4}$ " SAE BSP x 1000 mm long
022722	$\frac{3}{4}$ " SAE BSP x 600 mm long
013097	$\frac{3}{4}$ " x 1900 mm long 1" BSP ends
013098	$\frac{3}{4}$ " x 205 mm long 1" BSP ends
013131	$\frac{3}{4}$ " x 2460 mm long 1" BSP ends
014099	$\frac{3}{4}$ " x 2700 mm long 1" BSP ends
014097	$\frac{3}{4}$ " x 2800 mm long 1" BSP ends
012586	$\frac{3}{4}$ " x 3500 mm long 1" BSP ends

When ordering replacement parts, always give the machine's Serial Number and specify Part Number, Quantity & Description



**Table 2: HOSE LIST BY DESCRIPTION**

<b>PART NUMBER</b>	<b>DESCRIPTION</b>
013219	$\frac{3}{4}$ " x 790 mm long 1" BSP ends
011320	$\frac{3}{4}$ " x 890 mm long 1" BSP ends
013027	$\frac{3}{4}$ " x 950 mm long 1" BSP ends
011732	1" BSP x 3900 mm long, straight x 45° elbow
022762	51 mm bore, cuffed ends (Unidrive oil tank - manifold)
001060	6 mm x 1020 mm long, straight x 90° elbow $\frac{1}{4}$ " BSP
001059	6 mm x 1100 mm long, straight x 90° elbow $\frac{1}{4}$ " BSP

When ordering replacement parts, always give the machine's Serial Number and specify Part Number, Quantity & Description



**THIS PAGE INTENTIONALLY LEFT BLANK**

When ordering replacement parts, always give the machine's Serial Number and specify Part Number, Quantity & Description



## SECTION G PNEUMATIC EQUIPMENT

### Table of Contents

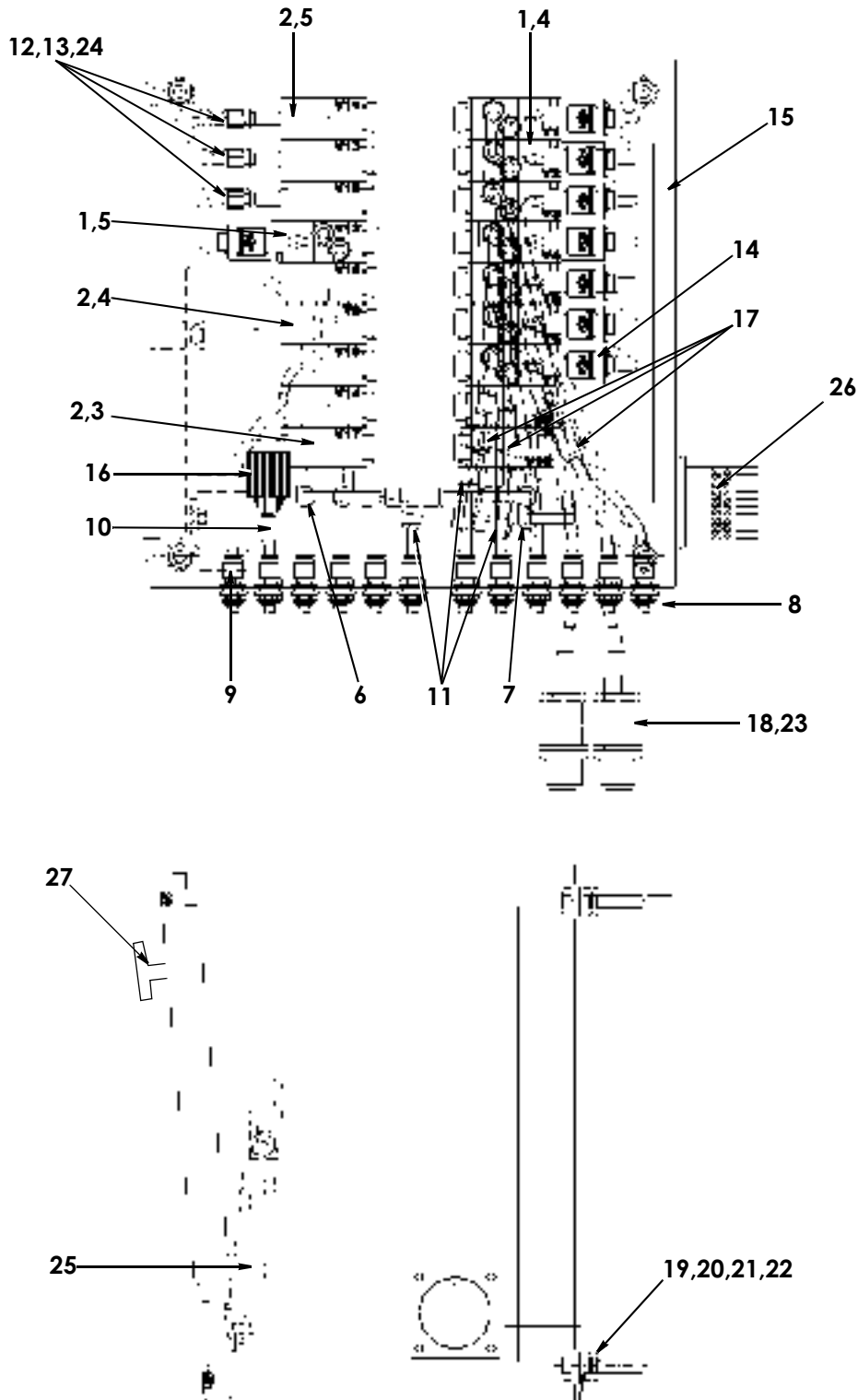
**Assembly/Description**

REXROTH PNEUMATIC ARRANGEMENT	
Rexroth Control Box Assembly .....	G1
REXROTH CIRCUIT SCHEMATICS	
Rexroth Port Ident & Valve Reference .....	G3
Rexroth Circuit Arrangement .....	G5
Rexroth Terminal Wiring Diagram .....	G6
PNEUMATIC FILTER REGULATORS & PRESSURE REGULATORS	
Pneumatic Filter/Lubricator .....	G7
Pressure Regulator Side brush & Wide-sweep brush .....	G7
PNEUMATIC AIR RAM ARRANGEMENT	
Side Brush Air Ram Assembly .....	G9
Nozzle Lift Air Ram Assembly .....	G9



<i>Item</i>	<i>Part Number</i>	<i>Quantity</i>	<i>Description</i>
	<b>028821</b>		<b>PNEUMATICS CONTROL BOX</b>
1	026063	8	Single Solenoid 4/2 840 Valve 24v
2	026065	10	Dummy Flange
3	026066	2	840 Inlet Base
4	026067	11	840 Through Base
5	026068	5	840 End Base
6	026070	3	Elbow 6 mm x 1"
7	026071	1	Double Elbow 6 mm x 1"
8	026072	1	Breather, Exhaust 1/8"
9	026074	37	Bulkhead 6 mm
10	026075	6	Reducer, Straight, 6 mm - 4 mm
11	026076	3	Equal Tee 6 mm
12	026077	3	Adapter, Straight M5 - 6 mm
13	026078	3	Stem Elbow 6 mm
14	026079	21	Electrical Connector
15	026080	1	Enclosure 300 x 300 x 210
16	026081	2	Crouzet 'or' Gate
17	026082	3	Y-Connector 6 mm
18	026083	2	Safety Valve 1/8" BSP, Set to 10 BAR
19	T B D	4	Screw, Hex M8 x 40 mm long
20	T B D	4	Half Nut, M8
21	T B D	4	Washer, M8
22	T B D	4	Washer, Rubber M8
23	026084	2	1/8" x 6 mm, Female - Straight Adapter
24	T B D	3	Extension Piece, M5
25	T B D	1	Door Stay
26	T B D	1	Neptune Connector
27	027841	1	Lever Mechanism
NI	T B D	3	Extension Piece, M5
NI	T B D	1	Template Laminated
NI	026073	3	Release Tool, Actuator
NI	T B D	4	Diode, 1 Amp
NI	T B D	1	Half Nut 1/8" BSP
NI	026191	1	Mounting plate, for Rexroth Control Box
NI	024650	As Req	Airline Green
	<b>OPTIONS:</b>		
	026064		Double Solenoid 4/2 840 24V
	030268		Double Valve Solenoid (Rear Air Op Boom)

When ordering replacement parts, always give the machine's Serial Number and specify Part Number, Quantity & Description



**Rexroth Pneumatic Control Box**

When ordering replacement parts, always give the machine's Serial Number and specify Part Number, Quantity & Description



**REXROTH PNEUMATIC PORT IDENT & VALVE REFERENCE**

TUBE BULKHEAD	VALVE REF	VALVE PORT REF	PIN REF	PIN STATUS	SCARAB DESCRIPTION	DEVICE POSITION	CYLINDER POSITION
1	V12	4	L	24V DC	Wide sweep drop & supply to reg. P3	DROP	EXTEND
2	V12	2	L	0V	Wide sweep lift (If supply from P1)	LIFT	RETRACT
2	V13-A V13-B	2	N M	0V 24V DC	Wide sweep lift (If supply from P3)	LIFT	RETRACT
3	V13-A V13-B	4	N M	24V DC 0V	Wide sweep pressure down	PRESSURE DOWN	EXTEND
4	V13	1	N/A	N/A	Wide sweep feedback from reg. P3	N/A	N/A
5	V11	4	K	24V DC	Side brush down pressure	DOWN	EXTEND
6	V11	2	K	0V	Side brush up pressure	UP	RETRACT
7	V15	4	R	24V DC	Front brush drop & supply to reg. P4	DROP	EXTEND
8	V15	2	R	0V	Front brush lift (If supply from P1)	LIFT	RETRACT
8	V16-A V16-B	2	T S	0V 24V DC	Front brush lift (If supply from reg. P4)	LIFT	RETRACT
9	V16-A V16-B	4	T S	24V DC 0V	Front brush pressure down (If supply from reg. P4)	PRESSURE DOWN	EXTEND
10	V16	1	N/A	N/A	Front brush feedback from reg. P4	N/A	N/A
11	V11	1	N/A	N/A	Side brush pressure feedback from reg. P2	N/A	N/A
12	Mains Out				Mains pressure outlet to reg. P2	N/A	N/A
13	V9-A V9-B	4	V W	24V DC 0V	Gear change hydrostatic	HYDRO-STATIC	EXTEND
14	V9-A V9-B	2	V W	0V 24V DC	Gear change manual	MANUAL	RETRACT
15	V10	4	J	24V DC	Front spray bar down	DOWN	EXTEND
16	V10	2	J	0V	Front spray bar up	UP	RETRACT
17	V14	4	P	24V DC	Front brush out	OUT	EXTEND
18	V14	2	P	0V	Front brush in (FCV in cylinder)	IN	RETRACT
19	V1	4	A	24V DC	Left-hand side brush out (10 bar relief)	OUT	RETRACT
20	V1	2	A	0V	Left-hand side brush in	IN	EXTEND
21	V2	4	B	24V DC	Left-hand nozzle lower	LOWER	EXTEND

When ordering replacement parts, always give the machine's Serial Number and specify Part Number, Quantity & Description



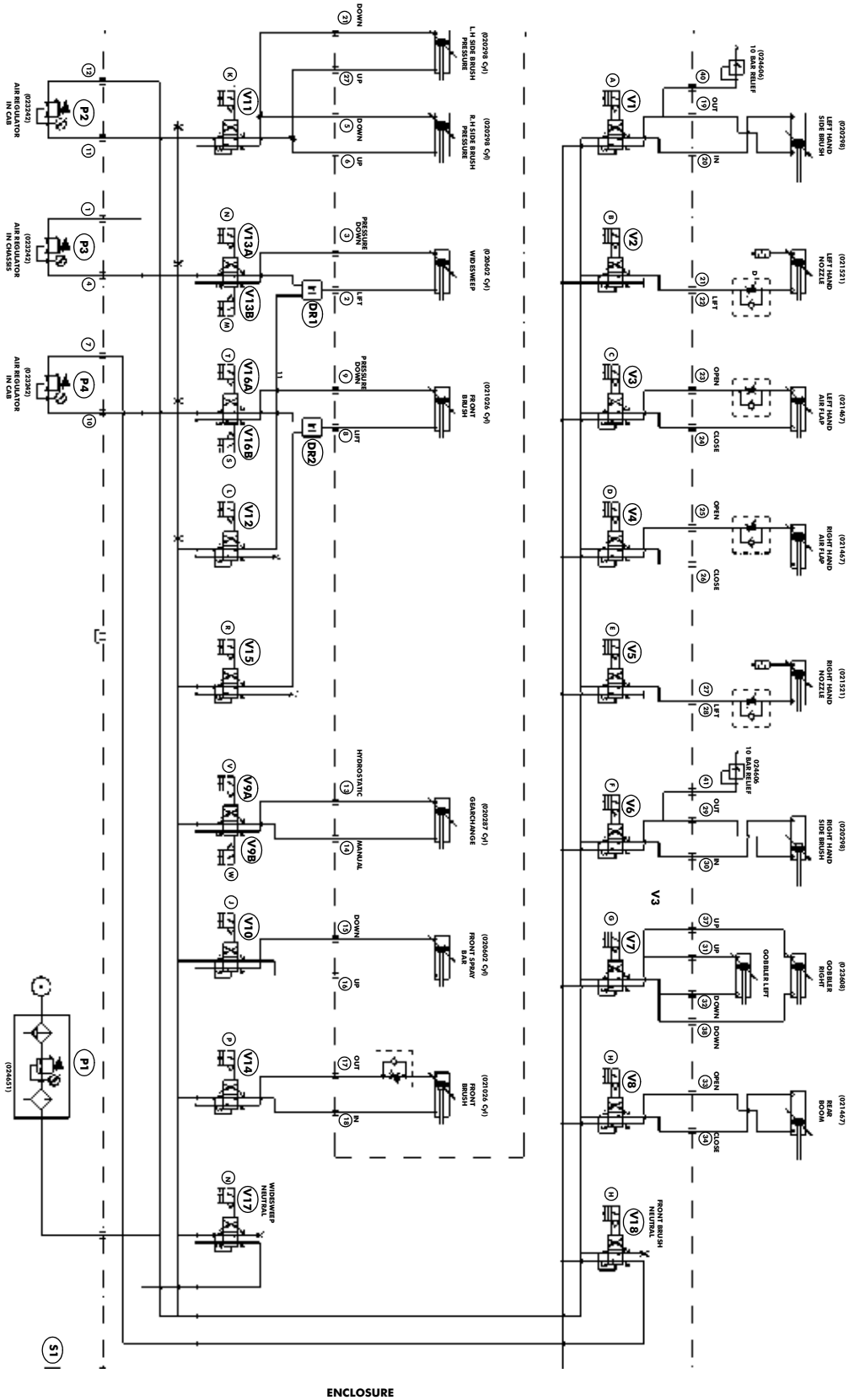
TUBE BULKHEAD	VALVE REF	VALVE PORT REF	PIN REF	PIN STATUS	SCARAB DESCRIPTION	DEVICE POSITION	CYLINDER POSITION
22	V2	2	B	0V	Left-hand nozzle lift (FCV in cylinder)	LIFT	RETRACT
23	V3	4	C	24V DC	Left-hand air flap open	OPEN	EXTEND
24	V3	2	C	0V	Left-hand air flap close (FCV in cylinder)	CLOSE	RETRACT
25	V4	4	D	24V DC	Right-hand air flap open	OPEN	EXTEND
26	V4	2	D	0V	Right-hand air flap close (FCV in cylinder)	CLOSE	RETRACT
27	V5	4	E	24V DC	Right-hand nozzle lower	LOWER	EXTEND
28	V5	2	E	0V	Right-hand nozzle lift (FCV in cylinder)	LIFT	EXTRACT
29	V6	4	F	24V DC	Right-hand side brush out (10 bar relief)	OUT	RETRACT
30	V6	2	F	0V	Right-hand side brush in	IN	EXTEND
31	V7	4	G	24V DC	Left-hand gobbler up	UP	EXTEND
32	V7	2	G	0V	Left-hand gobbler down	DOWN	RETRACT
33	V8	4	H	24V DC	Rear boom open	OPEN	RETRACT
34	V8	2	H	0V	Rear boom close	CLOSE	EXTEND
35	Mains in				Air feed from FR/L, P1		
36	Breather				Exhaust air from cabinet		
37	V7	4	G	24V DC	Right-hand gobbler up	UP	EXTEND
38	V7	2	G	0V	Right-hand gobbler down	DOWN	RETRACT
39	Exhaust Port				Exhaust air from common manifolds		
40	V1	4	A	24V DC	To 10 bar relief valve for left-hand side brush out.		
41	V6	4	F	24V DC	To 10 bar relief valve for right-hand side brush out.		



When ordering replacement parts, always give the machine's Serial Number and specify Part Number, Quantity & Description



**REXROTH PNEUMATIC CIRCUIT**




**ENCLOSURE**

When ordering replacement parts, always give the machine's Serial Number and specify Part Number, Quantity & Description



REXROTH TERMINAL WIRING DIAGRAM



When ordering replacement parts, always give the machine's Serial Number and specify Part Number, Quantity & Description



<i>Item</i>	<i>Part Number</i>	<i>Quantity</i>	<i>Description</i>
<b>PNEUMATIC FILTER/LUBRICATOR</b>			
1	030185	1	Pneumatic Filter/Regulator/Lubricator
2	024646	1	. Elbow, 6 mm x 1/4" BSP
3	023203	1	. Push-in Elbow 6 mm x 1/4" BSP
4	005046	As req	Lubrication fluid - 50 ml bottle

<i>Item</i>	<i>Part Number</i>	<i>Quantity</i>	<i>Description</i>
<b>PRESSURE REGULATOR VALVE - SIDEBRUSH/WIDESWEEP</b>			
1	023242	1	VALVE, PRESSURE REGULATOR - SIDE BRUSH..... A3
2	023246	1	. Gauge 0 - 10 bar, 1/4" BSP
1	023242	1	Valve, pressure regulator - Wide-sweep brush
2	023246	1	. Gauge 0 - 10 bar, 1/4" BSP
3	023245	1	. Bracket
4	006007	4	. Elbow, push-in, 6mm to 1/8" BSP
5	020735	1	. Connector, straight, 1/8" BSP

When ordering replacement parts, always give the machine's Serial Number and specify Part Number, Quantity & Description





**PNEUMATIC FILTER/LUBRICATOR**

1,2,3,4,5



**WIDESWEEP PRESSURE REGULATOR VALVE**

1

2



**SIDEBRUSH PRESSURE REGULATOR VALVE**



When ordering replacement parts, always give the machine's Serial Number and specify Part Number, Quantity & Description




<i>Item</i>	<i>Part Number</i>	<i>Quantity</i>	<i>Description</i>
<b>022587</b>			
<b>SIDE BRUSH AIR RAM ASSEMBLY</b>			
1	020298	1	Pneumatic Cylinder 50 x 160
NI	024990	1	. Seal Kit, pneumatic cylinder (Norgren Type)
NI	021562	1	. Seal Kit, pneumatic cylinder (Parker Type)
2	020299	1	. Clevis M16 x 1.5
3	022673	1	. . Clevis Pin
4	022674	1	. . Clevis clip
5	020534	1	. Ram End
	011010	4	. . Setscrew, Hex, M8 x 20 mm long
	011093	4	. . Washer
6	023110	1	. Bellows 50 dia
	010517	1	. . Jubilee Clip No 0X
	010518	1	. . Jubilee Clip No 1X
7	024646	2	. Elbow, 6 mm x 1/4" BSP

<i>Item</i>	<i>Part Number</i>	<i>Quantity</i>	<i>Description</i>
<b>022591</b>			
<b>NOZZLE LIFT AIR RAM ASSEMBLY</b>			
1	021521	1	Pneumatic Cylinder 50 x 250
NI	024990	1	. Seal Kit, pneumatic cylinder (Norgren Type)
NI	021562	1	. Seal Kit, pneumatic cylinder (Parker Type)
2	021522	1	. Fixing plate for 50Dia cylinder
	000157	4	. . Screw, Skt Cap, M8 x 16 mm long
4	021158	1	. Regulator, Flow
5	024644	1	. Straight Connector 6 mm x 1/4" BSP
6	023111	1	. Bellows 50 Dia
	010517	1	. . Jubilee Clip No 0X
	010518	1	. . Jubilee Clip No 1X70246462.Elbow, 6 mm x 1/4" BSP
7	020299	1	. Clevis M16 x 1.5
8	022673	1	. . Clevis pin
9	022674	1	. . Clevis clip
10	006005	1	. Muffler 1/4" BSP
NI	014106	1.50 m	. Cable, nozzle lift
NI	014107	3	. . Cable grip 6 mm
NI	014108	1	. . Thimble 6 mm

When ordering replacement parts, always give the machine's Serial Number and specify Part Number, Quantity & Description



SIDE BRUSH AIR RAM ASSEMBLY



NOZZLE LIFT AIR RAM ASSEMBLY



When ordering replacement parts, always give the machine's Serial Number and specify Part Number, Quantity & Description



THIS PAGE INTENTIONALLY LEFT BLANK

When ordering replacement parts, always give the machine's Serial Number and specify Part Number, Quantity & Description

## SECTION H ELECTRICAL EQUIPMENT

### Table of Contents

<i>Assembly/Description</i>	<i>Page</i>
WIRING LOOM ARRANGEMENTS	
Canbus Wiring Loom Arrangement .....	1
WIRING LOOM ARRANGEMENTS	
Canbus Nodes .....	1
ELECTRICAL COMPONENTS LIST	
List of Electrical Switches .....	2
List of Electrical Fuses .....	2
List of Electrical Relays .....	2
List of Electrical Coils .....	2
List of Electrical Lamp .....	3
List of Electrical Beacons .....	3
List of Electrical Spare Bulbs & LEDs .....	3



<i>Item</i>	<i>Part Number</i>	<i>Quantity</i>	<i>Description</i>
<b>WIRING LOOMS ARRANGEMENTS</b>			
	031250		Wiring loom Node A Hydraulic
	030617		Wiring Loom, Node B Twin Engine
	031124		Wiring Loom Water Node C CANbus
	031125		Wiring Loom Aux Node D CANbus
	028215		Wiring Loom, Hopper/CANbus
	028209		Wiring Loom, Remote Hopper/Door Control
	028216		Wiring Loom, Battery + CANbus
	030619		Wiring Loom, Fuel Sender
	028212		Wiring Loom, Rear Boom CANbus
	031322		Wiring loom Door Pod Dual Steer Machine
	030618		Wiring Loom Actuator
	030287		Wiring Loom Engine
	031195		Battery Cable Black
	031194		Battery Cable Red
	004285		Node Repair Loom Kit 6 Way
	004286		Node Repair Loom Kit 9 Way
	004287		Node Repair Loom Kit 40 Way

<i>Item</i>	<i>Part Number</i>	<i>Quantity</i>	<i>Description</i>
<b>CANBUS NODES AND COVERS</b>			
NI	028814SE	As Req	*Node with 2 PCB - Z Cannode + Aux - C
NI	028694	1	. Node cooler plate
NI	028695	1	. Node mounting (oil cooler)
NI	028696	1	. Node cover (Oil Cooler)
NI	028697	As Req	. Node cover (subframe area)
NI	030285SE	1	Actuator Node

**NOTE:\*** When fitting Nodes - You will require a Node to Panel Download.  
Please Contact our Technical Department for further information.

When ordering replacement parts, always give the machine's Serial Number and specify Part Number, Quantity & Description

**Part Number****Description****LIST OF ELECTRICAL SWITCHES**

025440	Remote Switch Box, <b>(External Hopper and Door Switch)</b>
024231	Switch box <b>(Door close)</b>
023539	Selector Switch <b>(Wanderboom shutter)</b>
021804	Float Switch <b>(Low level water switch)</b>
025623	Float Switch <b>(Water tank)</b>
024039	Level Gauge, with Switch <b>(Oil tank)</b>
024064	Micro Switch <b>(Wobble Stick)</b>
025657	Switch Push Button red <b>(Greaser Switch)</b>
<b>030549</b>	<b>Fuel Sender Unit 400mm</b>

**Part Number****Description****LIST OF ELECTRICAL FUSES**

014286	Fuse, blade type, 5 Amp
014287	Fuse, blade type, 7.5 Amp
014288	Fuse, blade type, 10 Amp
014289	Fuse, blade type, 15 Amp
014290	Fuse, blade type, 20 Amp
014291	Fuse, blade type, 25 Amp
014292	Fuse, blade type, 30 Amp
026001	Fuse, Midi, 50 Amp
026086	Fuse holder, for Midi 50 Amp
<b>031105</b>	<b>Fuse Holder</b>

**Part Number****Description****LIST OF ELECTRICAL RELAYS**

014718	Relay, Cross over, 24 V
020838	Relay, 24 V, 35 Amp N/O
021668	Relay, 24 V, 30 Amp Double Pole
023798	Timer relay, Brush Lift

**Part Number****Description****LIST OF ELECTRICAL COILS**

020009	Coil 24 V x 14 Watt (CCS024D)
028709	Coil 24 V x 19 Watt with Fly Lead (CCP024LD)
021748	Coil 24 V x 28 Watt (CAP024D)
021754	Coil 24 V x 19 Watt (CCP19W)

When ordering replacement parts, always give the machine's Serial Number and specify Part Number, Quantity & Description



<i>Part Number</i>	<i>Description</i>
	<b>LIST OF ELECTRICAL LAMPS</b>
028591	Worklamp 'Hella Marine' 24 V x 70 Watt
004233	. Bulb
004231	. Plug
004055	. Connector, Lucar, Female
030663	Marker Lamp - LED Type 'Red' ( <b>Hopper Mounted</b> )
024615	Marker Lamp ( <b>Hopper Mounted for Rear Boom Machines</b> )
013482	Rear Lamp Brake/Indicator/Rev LH ( <b>Rear Nozzle System</b> )
013483	Rear Lamp Brake/Indicator/Rev RH ( <b>Rear Nozzle system</b> )

<i>Part Number</i>	<i>Description</i>
	<b>LIST OF ELECTRICAL BEACONS</b>
014064	Beacon 24 V ( <b>Standard</b> )
011497	. Bulb 24 V
024174	Beacon Bar 24 V ( <b>Premiere Hazard Type</b> )
030563	. Motor
011497	. Bulb 24 V
027209	. Mounting bracket (Premiere Hazard Beacon)
031035	58" Xenon Beacon Bar
022741	Beacon, Xenon - E Approved ( <b>Delta Turbo Star type</b> )
023780	. Bulb kit
023884	. Mounting plate

<i>Part Number</i>	<i>Description</i>
	<b>LIST OF SPARE BULBS &amp; LEDES</b>
011481	Bulb 12 V x 1.2 Watt Capless
011482	Bulb 12 V x 2 Watt Capless
011484	Bulb 12 V x 5 Watt (festoon)
011485	Bulb 12 V x 21 Watt
011486	Bulb 12 V x 10 Watt
011487	Bulb 12 V x 5 Watt
011488	Bulb 12 V x 21 Watt
011489	Bulb 24 V x 5 Watt
011490	Bulb 24 V x 21 Watt
011492	Bulb 24 V x 2.8 Watt (LLB865)
011500	Bulb 12 V x 4 Watt
004153	Bulb 24 V x 5 Watt (Halogen 434)
004174	Bulb beacon 24 V x 70 Watt (Halogen)
004185	Bulb 24 V x 21 Watt (worklamp)
022749	Bulb 12 V x 5 Watt (Hella halogen)
023780	Bulb kit (022741 Xenon Beacon)
023656	Blue LED 24 V (Greaser LED)

When ordering replacement parts, always give the machine's Serial Number and specify Part Number, Quantity & Description



## SECTION J

### Labels and Decals

#### Table of Contents

<b>Assembly/Description</b>	<b>Page</b>
LABELS	
Diesel Fuel Oil .....	1
Caution, Left - Hand Drive .....	1
Warning, Hopper Prop Deployment .....	1
Warning, Brush Rotating .....	1
Hydraulic Oil .....	1
Hydraulic Oil Level .....	1
Warning, Fan Inspection .....	1
Sound Level .....	1
First Service .....	1
PM10 .....	1
Warning, Boost Charging .....	1
Max Height, 9' - 10" (3 m) .....	1
Max Height, 10' - 9" (3.3 m) .....	1
BADGES & VINYL DECALS	
Scarab Model & Type .....	3
Body Badge .....	3



---

<i>Item</i>	<i>Part No</i>	<i>Quantity</i>	<i>Description</i>
<b>LABELS</b>			
1	021058	4	Diesel Fuel Oil
2	028408	1	Caution, Left - Hand Drive
3	022384	3	Warning, Hopper Prop Deployment
4	022383	6	Warning, Brush Rotating
5	028408	1	Hydraulic Oil
6	034548	1	Hydraulic Oil Level
7	021061	1	Warning, Fan Inspection (Inside Inspection Cover)
8	027774	1	Sound Level
9	034814	1	PM10
10	028624	1	First Service
11	032409	1	Warning, Boost Charging
12	021291	1	Max Height, 9' - 10" (3 m)
	021292	1	Max Height, 10' - 9" (3.3 m)

When ordering replacement parts, always give the machine's Serial Number and specify Part Number, Quantity & Description




When ordering replacement parts, always give the machine's Serial Number and specify Part Number, Quantity & Description




<i>Item</i>	<i>Part No</i>	<i>Quantity</i>	<i>Description</i>
<b>BADGES &amp; VINYL DECALS</b>			
1	026706	3	Scarab Magnum
	026019	3	Scarab Merlin
	032992	3	Scarab Merlin XP
	<b>031122</b>	<b>3</b>	<b>Scarab Mistral</b>
	022893	3	Scarab Major (France Only)
	026092	3	. 5001
	026093	3	. 5501
	026094	3	. 7001
	026095	3	. 7501
	026096	3	. 8000
	026097	3	. 8500
2	026020	3	Hydrostatic
	026021	3	Unidrive
<b>3</b>	<b>030200</b>	<b>2</b>	<b>Body Badge</b>

When ordering replacement parts, always give the machine's Serial Number and specify Part Number, Quantity & Description



Typical application shown but individual vehicles might differ depending upon livery requirements



**SCARAB BADGES & VINYL DECALS**

When ordering replacement parts, always give the machine's Serial Number and specify Part Number, Quantity & Description



**THIS PAGE INTENTIONALLY LEFT BLANK**

When ordering replacement parts, always give the machine's Serial Number and specify Part Number, Quantity & Description

# ILLUSTRATED PARTS CATALOGUE

SCARAB MISTRAL

---

## MULTILINGUAL GLOSSARY of DESCRIPTIONS & TERMINOLOGY used in this PARTS CATALOGUE

### Table of Contents

<b>Title</b>	<b>Page</b>
English / Français / Italiano .....	K1
English / Español / Svenska .....	K21



<b>ENGLISH</b>	<b>FRANCAIS</b>	<b>ITALIANO</b>
<b>A</b>		
<b>Access</b>	Accès	Accesso
<b>Accessories</b>	Accessoires	Accessori
<b>Accelerator</b>	Accélérateur	Acceleratore
<b>Actuator</b>	Servomoteur	Attuatore
<b>Adaptor (adapt)</b>	Adaptateur (adapter)	Adattatore
<b>Adaptor Flange</b>	Adaptateur à bride	Flangia adattatore
<b>Adaptor Plate</b>	Adaptateur, à plaque	Piastra adattatore
<b>Adaptor Straight</b>	Adaptateur, droit	Adattatore in linea
<b>Adjuster</b>	Régulateur	Dispositivo di regolazione
<b>Adjuster Kit</b>	Régulateur, kit	Corredo dispositivo di regolazione
<b>Adjuster Valve</b>	Vanne de régulation	Valvola dispositivo di regolazione
<b>Adjustable</b>	Ajustable	Regolabile
<b>Aerial</b>	Antenne	Antenna
<b>Air</b>	Air	Aria
<b>Air Cleaner</b>	Filtre à air	Filtro aria
<b>Air Conditioner</b>	Climatiseur	Condizionatore aria
<b>Air Cylinder</b>	Cylindre d'air	Cilindro aria
<b>Air Filter</b>	Filtre à air	Filtro aria
<b>Air Manifold</b>	Collecteur d'air	Collettore aria
<b>Air Mass Meter</b>	Compteur d'air-massique	Flussometro di massa
<b>Air Feed</b>	Injecteur d'air	Alimentazione aria
<b>Air Air Chute</b>	Goulotte pneumatique	Lobo aria-aria
<b>Air Outlet</b>	Sortie d'air	Bocca di uscita aria
<b>Air Muffler</b>	Amortisseur d'air	Silenziatore aria
<b>Air Pressure Regulator</b>	Régulateur de pression d'air	Regolatore pressione aria
<b>Air Ram</b>	Vérin pneumatique	Pistone aria
<b>Air Valve</b>	Soupape d'air	Valvola di sfianto
<b>Air Vent Pipe</b>	Tuyau de refoulement d'air	Tubo di sfianto
<b>Alternator</b>	Alternateur	Alternatore
<b>Alternator Interface</b>	Alternateur, interface	Interfaccia alternatore
<b>Aluminium (Alum)</b>	Aluminium (alum)	Alluminio (Allum.)
<b>Anchor</b>	Ancre, dispositif d'ancrage	Ancora
<b>Angle</b>	Angle	Angolo
<b>Antiluce Fastener</b>	Fixation « Antiluce »	Dispositivo di fissaggio Antiluce
<b>Amendment (Amdt.)</b>	Modification (modif.)	Rettifica (rett.)





<b>Amplifier</b>	Amplificateur	Amplificatore
<b>Arrangement</b>	Disposition	Disposizione
<b>Ashtray</b>	Cendrier	Posacenere
<b>Assembly (Assy)</b>	Ensemble	Gruppo
<b>Auto Blanking</b>	Fermeture automatique	Autochiusura
<b>Automatic</b>	Automatique	Automatico
<b>Auxiliary</b>	Auxiliaire	Ausiliario
<b>Axle</b>	Essieu	Asse
<b>Axle Beam</b>	Essieu, fusée d'	Asta asse
<b>Axle Bolt</b>	Essieu, boulon d'	Bullone asse
<b>Axle Breather</b>	Essieu, reniflard d'	Sfiatatoio asse
<b>Axle Carrier &amp; Tube</b>	Essieu, porte-essieu et tube	Supporto e tubo asse
<b>Axle Front</b>	Essieu, avant	Frontale asse
<b>Axle Rear</b>	Essieu, arrière	Retro asse
<b>Axle Washer</b>	Essieu, rondelle d'	Rondella asse
<b>B</b>		
<b>Back Plate</b>	Socle	Piastra di supporto
<b>Bag</b>	Sac	Borsa
<b>Ball</b>	Bille	Sfera
<b>Ball End</b>	Rotule	Estremità arrotondata
<b>Ball Joint</b>	Joint sphérique	Giunto sferico
<b>Ball Valve</b>	Vanne à boisseau	Valvola a sfera
<b>Bar</b>	Barre	Barra
<b>Basin</b>	Cuvette	Bacino
<b>Battery</b>	Batterie	Batteria
<b>Battery Housing</b>	Batterie, logement de	Sede batteria
<b>Battery Terminals</b>	Batterie, bornes	Terminali batteria
<b>Battery Lead</b>	Batterie, câble	Cavo batteria
<b>Battery Tray</b>	Batterie, plateau	Vassoio portabatteria
<b>Beacon</b>	Gyrophare	Segnale luminoso
<b>Beacon Bar</b>	Barre de gyrophare	Barra segnale luminoso
<b>Beam</b>	Phare	Fascio
<b>Bearing</b>	Roulement, palier	Cuscinetto
<b>Bell Housing</b>	Logement évasé	Sede campanello
<b>Bellows</b>	Soufflet	Soffietto
<b>Belt</b>	Courroie	Cinghia
<b>Black</b>	Noir	Nero
<b>Blanking</b>	Obturation	Tappaggio
<b>Beeper</b>	Signal	Emettitore di segnali acustici





<b>Blind Rivet</b>	Rivet aveugle	Ribattino con spina inserita
<b>Block</b>	Bloc	Blocco
<b>Blue</b>	Bleu	Blu
<b>Board</b>	Carton	Piastra
<b>Body</b>	Corps	Corpo
<b>Bolt</b>	Boulon	Bullone
<b>hex hd (hexagonal head)</b>	Boulon à tête 6 pans	testa esagonale
<b>skt hd (socket head)</b>	Boulon à tête creuse	brugola
<b>csk hd (counter-sunk head)</b>	Boulon à tête fraisée	svasato
<b>Boom</b>	Flèche	Braccio
<b>Boost</b>	Suralimentier	Spinta
<b>Bore</b>	Alésage	Camera cilindrica
<b>Boss</b>	Moyeu, bossage	Mozzo
<b>Bottom</b>	Fond	Fondo
<b>Bottle</b>	Bouteille	Flacone
<b>Box</b>	Boîte	Scatola
<b>Brace</b>	Tirant	Braccio
<b>Bracket (Brkt)</b>	Support	Staffa
<b>Brake</b>	Frein	Freno
<b>Brass Wing Nut</b>	Ecrou à oreilles, en laiton	Galletto di ottone
<b>Breather</b>	Reniflard	Sfiatatoio
<b>Broom</b>	Balai	Scopa
<b>Brown</b>	Marron	Marrone
<b>Brush</b>	Brosse	Spazzola
<b>Base</b>	Base	Base
<b>Buffer</b>	Tampon	Respingente
<b>Build</b>	Construire, modèle	Costruzione
<b>Bulb</b>	Ampoule	Lampadina
<b>Bulkhead</b>	Cloison	Paratia
<b>Bumper</b>	Pare-chocs	Paraurti
<b>Bump Stop</b>	Butoir	Respingente
<b>Bungee Cord</b>	Corde « Bungee »	Cavo elastico
<b>Bush</b>	Manchon / Bague	Boccola
<b>Buzzer</b>	Vibreux	Cicalino
<b>Button</b>	Bouton	Pulsante
<b>C</b>		
<b>Cab</b>	Cabine	Cabina
<b>Cable</b>	Câble	Cavo
<b>Caliper</b>	Calibre	Pinza



<b>Cam Shaft</b>	Arbre à cames	Albero a camme
<b>Camera</b>	Caméra	Camera
<b>Canopy</b>	Auvent / Capot	Tettuccio
<b>Cap</b>	Capuchon	Cappuccio
<b>Capping</b>	Chapeau	Cornice
<b>Carabiner</b>	Carabine	Carabiner
<b>Carrier</b>	Porte, support	Portante
<b>Case</b>	Boîtier	Scatola
<b>Casing</b>	Boîtier	Involucro
<b>Catalogue</b>	Catalogue	Catalogo
<b>Catch</b>	Cliquet, disp. d'arrêt	Fermo
<b>Caution</b>	Notice « attention »	Attenzione
<b>Centre</b>	Centre	Centro
<b>Chain</b>	Chaîne	Catena
<b>Chassis</b>	Châssis	Chassis
<b>Check</b>	Contrôle	Controllo
<b>Check Valve</b>	Soupape d'arrêt / Clapet	Valvola di ritegno
<b>Chute</b>	Goulotte	Scivolo
<b>Circlip</b>	Circlip	Anello elastico
<b>Circuit</b>	Circuit	Circuito
<b>Clamp</b>	Collier	Morsetto
<b>Cleaner</b>	Nettoyage, dispositif de	Detergente
<b>Clevis</b>	Chape	Maniglione
<b>Clip</b>	Pince	Clip
<b>Clutch</b>	Embrayage	Frizione
<b>Coach</b>	Carrosserie	Carrozzeria
<b>Coil</b>	Bobine	Bobina
<b>Collar</b>	Bague de serrage	Piattello
<b>Complete</b>	Complet (complète)	Completo
<b>Components</b>	Composants	Componenti
<b>Compressor</b>	Compresseur	Compressore
<b>Cone</b>	Cône	Cono
<b>Connector</b>	Connecteur	Connettore
<b>Connecting</b>	Connectant	Connessione in corso
<b>Connection</b>	Connexion	Connessione
<b>Con Rod (Connecting Rod)</b>	Bielle	Biella
<b>Continued (Cont.)</b>	Suite	Continuazione (cont.)
<b>Control (Cntrl)</b>	Contrôle	Controllo (Cntrl)
<b>Controller</b>	Contrôleur	Unità di controllo



<b>Conventional</b>	Conventionnel	Convenzionale
<b>Conversion (Conv)</b>	Conversion	Conversione (Conv)
<b>Cooler</b>	Refroidisseur	Refrigerante
<b>Cooling</b>	Refroidissement	Raffreddamento
<b>Copper</b>	Cuivre	Rame
<b>Core</b>	Ame	Nucleo
<b>Cotter</b>	Goupille	Chiavetta trasversale
<b>Coupling</b>	Raccord / Accouplement	Accoppiamento
<b>Cover</b>	Couvercle	Coperchio
<b>Cowling</b>	Capotage	Cappottatura
<b>Crank-case</b>	Carter-moteur	Basamento
<b>Cranked</b>	Contre-coudé	Gambo piegato
<b>Cross Member</b>	Traverse	Traversa
<b>Crown Wheel</b>	Couronne d'entraînement	Corona dentata
<b>Curb</b>	Bord, bordure	Bordo
<b>Cylinder</b>	Cylindre	Cilindro
<b>D</b>		
<b>Damper</b>	Amortisseur	Smorzatore
<b>Deflector</b>	Défecteur	Deflettore
<b>Description</b>	Description	Descrizione
<b>Details</b>	Informations	Dettagli
<b>Detergent</b>	Detergent	Detergente
<b>Diagram</b>	Diagramme	Diagramma
<b>Dial</b>	Cadran	Quadrante
<b>Diaphragm</b>	Diaphragme	Diaframma
<b>Diode</b>	Diode	Diodo
<b>Dipped Beam</b>	Feu de croisement	Anabbagliante
<b>Dipstick</b>	Jauge	Asta di livello
<b>Dipstick guide</b>	Jauge, guide de	Guida asta di livello
<b>Dipstick tube</b>	Jauge, tube de	Tubo asta di livello
<b>Directional</b>	Directionnel	Direzionale
<b>Dirt</b>	Impureté	Sporco
<b>Disc / Disk</b>	Disque	Disco
<b>Display</b>	Écran d'affichage	Visualizzatore
<b>Distributor</b>	Distributeur	Distributore
<b>Diverter</b>	Diviseur	Diverter
<b>Door</b>	Porte	Sportello
<b>Double</b>	Double	Doppio
<b>Dowel</b>	Cheville	Perno di riferimento



<b>Down</b>	Bas	Giù
<b>Dowty Seal</b>	Joint « Dowty »	Chiusura ermetica Dowty
<b>Drag Link Tube</b>	Tube de tige directrice	Tirante longitudinale comando sterzo
<b>Drain Plug</b>	Bouchon de vidange	Tappo di scarico
<b>Drive</b>	Entraînement	Trasmissione
<b>Drive Core</b>	Entraînement, âme d'	Nucleo trasmissione
<b>Drive Coupling</b>	Entraînement, raccord d'	Accoppiamento trasmissione
<b>Drive Dog</b>	Entraînement, crabot d'	Innesco trasmissione
<b>Drive Flange</b>	Entraînement, bride d'	Flangia trasmissione
<b>Drive Motor</b>	Entraînement, moteur d'	Motore principale
<b>Drive Pump</b>	Entraînement, pompe d'	Pompa trasmissione
<b>Drive Shaft</b>	Entraînement, arbre d'	Albero comando
<b>Drive Tube</b>	Entraînement, tube d'	Tubo trasmissione
<b>Dual Sweep</b>	Double balayage	Curvatura doppia
<b>Dump Valve</b>	Soupape de décharge	Valvola di scarico rapido
<b>Dust</b>	Poussière	Polvere
<b>E</b>		
<b>Earth, electrical (Ground)</b>	Terre / Masse	Massa
<b>Eccentric</b>	Excentrique	Eccentrico
<b>Elbow</b>	Coude	Gomito
<b>Electric</b>	Electrique	Elettrico
<b>Electrical</b>	Electrique	Elettrico
<b>Element</b>	Élément	Elemento
<b>Enclosure</b>	Enceinte	Alloggiamento
<b>End</b>	Extrémité	Estremità
<b>End Plate</b>	Extrémité, plaque d'	Piastra estremità
<b>End Cap</b>	Extrémité, chapeau d'	Cappuccio estremità
<b>Engine</b>	Moteur	Motore
<b>Exchange</b>	Echange	Scambio
<b>Exhaust</b>	Echappement	Scarico
<b>Exhaust Gas Recirculation (EGR)</b>	Recyclage de gaz d'échappement	Ricircolo gas di scarico
<b>Expansion</b>	Dilatation	Espansione
<b>Extended</b>	Dilaté	Esteso
<b>Extension</b>	Extension	Estensione
<b>Extinguisher</b>	Extincteur	Estintore
<b>F</b>		



<b>Fan</b>	Ventilateur	Ventola
<b>Fastener</b>	Fixation	Dispositivo di fissaggio
<b>Feed</b>	Alimentation	Alimentazione
<b>Female</b>	Femelle	Femmina
<b>Filler</b>	Remplisseur	Bocchettone di riempimento
<b>Filter</b>	Filtre	Filtro
<b>Finisher</b>	Finisseur	Finitore
<b>Fire</b>	Feu	Combustione
<b>First</b>	Premier	Primo
<b>Fishtail</b>	Queue de poisson / Cône	Coda di pesce
<b>Fit</b>	Emboîter / Monter	Montaggio
<b>Fitting</b>	Raccord	Montaggio
<b>Fixing</b>	Fixation	Rettifica
<b>Flange</b>	Bride	Flangia
<b>Flap</b>	Volet	Alettone
<b>Flash</b>	Flash	Flash
<b>Flexible (Flexi)</b>	Flexible	Flessibile (flexi)
<b>Floor</b>	Plancher	Pavimento
<b>Floorplate</b>	Plaque de sol	Base pavimento
<b>Flow</b>	Débit	Flusso
<b>Fluid</b>	Fluide	Fluido
<b>Flywheel</b>	Volant	Volano
<b>Foam</b>	Mousse	Schiuma
<b>Fog</b>	Brouillard	Nebbia
<b>Foot</b>	Pied	Piede
<b>Forward</b>	Avant	Avanti
<b>Frame</b>	Bâti	Telaio
<b>Front</b>	Avant	Anteriore
<b>Fuel</b>	Carburant	Combustibile
<b>Function</b>	Fonction	Funzione
<b>Fuse</b>	Fusible	Fusibile
<b>G</b>		
<b>Gain</b>	Gain	Guadagno
<b>Galvanised</b>	Galvanisé	Zincato
<b>Gantry</b>	Portique	Cavalletto
<b>Gas</b>	Gaz	Gas
<b>Gas Strut</b>	Jambe à gaz	Puntone gas
<b>Gasket</b>	Garniture d'étanchéité	Guarnizione
<b>Gauge</b>	Manomètre	Calibro



<b>Gauze</b>	Gaze	Garza
<b>Gear</b>	Engrenage	Ingranaggio
<b>Geared</b>	A engrenages	Ingranato
<b>Gearbox</b>	Boîte de vitesses	Scatola del cambio
<b>General</b>	Général(e)	Generale
<b>Glass</b>	Verre	Vetro
<b>Glow Plug</b>	Bougie de préchauffage	Spina a incandescenza
<b>Gobbler (Nozzle Tilt)</b>	Gobbler (Inclinaison d' Embout)	Gobbler (Ugello Inclinazione)
<b>Grab</b>	Grappin	1. Estrattore a pinza (n)
<b>Grease</b>	Graisse	Grasso
<b>Greaser</b>	Graisseur	Ingrassatore
<b>Green</b>	vert	Verde
<b>Grey</b>	gris	Grigio
<b>Grill</b>	gril	Griglia
<b>Grip</b>	manche	1. Presa (n)
<b>Grub Screw</b>	vis sans tête	Vite di riferimento
<b>Grommet</b>	virole	Anello di tenuta
<b>Guard</b>	Carter de protection	Riparo
<b>Guide</b>	Guide	Guida
<b>H</b>		
<b>Handbrake</b>	Frein à main	Freno a mano
<b>Hand</b>	Côté	Mano
<b>Hand Primer</b>	Pompe à main, dispositif de	Pompetta di adescamento a mano
<b>Hand Wash</b>	Lavage à main	Lavaggio a mano
<b>Handle</b>	Poignée	Maniglia
<b>Hanger</b>	Suspension	Supporto pendente
<b>Harness</b>	Harnais	Cablaggio
<b>Head</b>	Tête	Testa
<b>Headlamp</b>	Phare	Faro
<b>Heat</b>	Chaleur	Calore
<b>Heatshield</b>	Bouclier thermique	Scudo termico
<b>Heater</b>	Chauffage	Riscaldatore
<b>High Pressure</b>	Haute pression	Alta pressione
<b>Hi Tip</b>	Bennage en hauteur	Punta alta
<b>Hinge</b>	Charnière	Cerniera
<b>Hinged</b>	Charnière, à	Incernierato
<b>Holder</b>	Porte-outil	Staffa di supporto
<b>Hooks</b>	Crochets	Ganci





<b>Hopper</b>	Trémie	Serbatoio con scarico sul fondo
<b>Horn</b>	Avertisseur sonore	Avvisatore acustico
<b>Hose</b>	Tuyau flexible	Tubo flessibile
<b>Hose Tail</b>	Tuyau flexible, bout de	Raccordo tubo flessibile
<b>Hot</b>	Chaud	Caldo
<b>Hour Meter</b>	Compteur horaire	Contaore
<b>Housing</b>	Logement	Alloggiamento
<b>Hub</b>	Manchon	Mozzo
<b>Hydraulic</b>	Hydraulique	Idraulico
<b>Hydrant</b>	Bouche d'incendie	Idrante
<b>Hydrant Filler</b>	Bouche d'incendie, disp. de remplissage	Filtro idrante
<b>Hydrant Hose</b>	Bouche d'incendie, tuyau souple	Tubo idrante
<b>Hydrostatic</b>	Hydrostatique	Idrostatico
<b>I</b>		
<b>Identification</b>	Identification	Identificazione
<b>Idle</b>	Inactif / Ralenti	Inattivo
<b>Ignition (Ign)</b>	Contact	Accensione (Acc)
<b>Illuminated</b>	Eclairé	Illuminato
<b>Illustrated</b>	Illustré	Illustrato
<b>Illustration</b>	Illustration	Illustrazione
<b>Impellor</b>	Rotor / Turbine	Girante
<b>Inclusive</b>	Compris	Inclusivo
<b>Information (Info)</b>	Informations	Informazioni (Info)
<b>In</b>	Entré	Dentro
<b>Inlet</b>	Entrée	Ammissione
<b>Inlet Cone</b>	Entrée, cône d'	Cono di ammissione
<b>Inlet Pipe</b>	Entrée, tuyau d'	Tubo di ammissione
<b>Injection Pump</b>	Pompe d'injection	Pompa d'iniezione
<b>Injector</b>	Injecteur	Iniettore
<b>Injector Pipe</b>	Tuyau d'injection	Tubo iniettore
<b>Input</b>	Entrée	Ingresso
<b>Inseal Strip</b>	Bande d'étanchéité	Guarnizione sigillante
<b>Insert</b>	Insert	Inserto
<b>Insertion</b>	Insertion	Inserimento
<b>Installation</b>	Installation	Installazione
<b>Instrument</b>	Instrument	Strumento
<b>Insulator</b>	Isolateur	Isolante





<b>Inter Cooler</b>	Refroidisseur intermédiaire	Refrigeratore intermedio
<b>Interior</b>	Intérieur	Interno
<b>Interim</b>	Intérimaire	Interim
<b>Internal</b>	Interne	Interno
<b>Item</b>	Article	Articolo
<b>J</b>		
<b>Jet</b>	Jet	Getto
<b>Joint</b>	Joint	Giunto
<b>Joystick</b>	Joystick	Joystick
<b>Jubilee Clip</b>	Pince crocodile	Fermaglio Jubilee
<b>Junction</b>	Jonction	Incrocio
<b>K</b>		
<b>Key</b>	Clé	Chiave
<b>Key Switch</b>	Interrupteur à clé	Interruttore a chiavetta
<b>Kerb</b>	Bordure	Bordo (as in pavement)
<b>King Pin</b>	Axe-pivot	Perno di sterzaggio
<b>King Post</b>	Poinçon de façade	Puntone di sostegno
<b>Kit</b>	Kit	Corredo
<b>Knob</b>	Bouton	Manopola
<b>L</b>		
<b>Label</b>	Etiquette	
<b>Lamp</b>	Lampe	Lampada etichetta
<b>Work Lamp</b>	Lampe de travail	Lampada da lavoro
<b>Head Lamp</b>	Projecteur	Faro
<b>Side Lamp</b>	Lampe latérale	Luce di posizione
<b>Lance</b>	Lance	Lancia
<b>Lap Joint</b>	Joint à recouvrement	Giunto a sovrapposizione
<b>Large</b>	Grand	Grande
<b>Latch</b>	Verrou	Serratura
<b>Lead</b>	Fil	Cavo
<b>L.E.D. (Light Emitting Diode)</b>	Diode électroluminescente	LED (Diodo a emissione luminosa)
<b>Leash</b>	Laisse	Maglia
<b>Left</b>	Gauche	Sinistra
<b>Left Hand Drive (LHD)</b>	Conduite à gauche	Guida a sinistra (LHD)
<b>Leg</b>	Jambe	Gamba
<b>Length</b>	Longueur	Lunghezza
<b>Lens</b>	Objectif	Lente
<b>Level</b>	Niveau	Livello





<b>Lever</b>	Levier	Leva
<b>Lid</b>	Couvercle	Coperchio
<b>Lift</b>	Ascenseur	Sollevare
<b>Lifting</b>	Levage	Sollevamento
<b>Light</b>	Feux	Luce
<b>Side Light</b>	Feux latéraux	Luce di posizione
<b>Head Light</b>	Phare	Faro
<b>Rear Light</b>	Feu arrière	Fanale di coda
<b>Brake Light</b>	Feux stop	Luce freno
<b>Interior Light</b>	Eclairage intérieur	Luce abitacolo
<b>Fog Light</b>	Feu antibrouillard	Faro antinebbia
<b>Linch Pin</b>	Axe d'essieu	Acciarino
<b>Lining</b>	Revêtement	Rivestimento interno
<b>Link</b>	Maillon	Articolazione
<b>Linkage</b>	Tringlerie	Sistema di leve
<b>Litre</b>	Litre	Litro
<b>List</b>	Liste	Lista
<b>Load</b>	Charge	Carico
<b>Located</b>	Situé	Posizionato
<b>Lock</b>	Verrou	Fermo
<b>Locknut</b>	Ecrou de blocage	Controdado
<b>Locker</b>	Armoire	Armadietto
<b>Locking</b>	Verrouillage	Serraggio
<b>Long</b>	Long	Lungo
<b>Loom</b>	Métier	Cablaggio
<b>Loop</b>	Boucle	Circuito elettrico ad anello
<b>Low Pressure</b>	Basse pression	Bassa pressione
<b>Lower</b>	Baisser	Inferiore
<b>Lubricant</b>	Lubrifiant	Lubrificante
<b>Lubrication</b>	Lubrification	Lubrificazione
<b>M</b>		
<b>Machine</b>	Machine	Macchina
<b>Magnet</b>	Aimant	Magnete
<b>Magnetic</b>	Magnétique	Magnetico
<b>Main</b>	Principal(e)	Principale
<b>Male</b>	Mâle	Maschio
<b>Management</b>	Gestion	Gestione
<b>Manifold</b>	Collecteur	Collettore
<b>Manual</b>	Manuel	Manuale



<b>Manufactured</b>	Fabriqu�	Fabbricato
<b>Marker Lamp</b>	Lampe signal	Lampada di segnalazione
<b>Master</b>	Ma�tre	Principale
<b>Master Cylinder</b>	Ma�tre-cylindre	Cilindro principale
<b>Maximum (Max)</b>	Maximum (maxi)	Massimo (max.)
<b>Mesh</b>	Tamis	Maglia
<b>Metal</b>	M�tal	Metallo
<b>Meter</b>	M�tre	Calibro
<b>Micro Switch</b>	Micro-contact	Microinterruttore
<b>Minimum (Min)</b>	Minimum (mini)	Minimo (min.)
<b>Mirror</b>	Miroir	Specchio
<b>Miscellaneous</b>	Divers	Miscellanea
<b>Modified</b>	Modifi�	Modificato
<b>Module</b>	Module	Modulo
<b>Monitor</b>	Moniteur	Monitor
<b>Motor</b>	Moteur	Motore
<b>Mount</b>	Monture	Montaggio
<b>Mounted</b>	Mont�	Montato
<b>Mounting</b>	Ch�ssis / Support	Montaggio
<b>Mud Flaps</b>	Bavettes de garde-boue	Paraspruzzi
<b>Mud Guard</b>	Garde-boue	Parafango
<b>Muffler</b>	Amortisseur	Marmitta
<b>Multi Function</b>	Multifonctions	Multifunzionale
<b>N</b>		
<b>N/A (Not Applicable)</b>	S/O (sans objet)	N/D (Non disponibile)
<b>Narrow</b>	Etroit	Stretto
<b>Near side</b>	C�t� trottoir	Lato guida
<b>Negative</b>	N�gatif	Negativo
<b>Neutral</b>	Neutre	Neutro
<b>New</b>	Nouveau (nouvelle)	Nuovo
<b>Nipple</b>	Manchon	Raccordo filettato
<b>No</b>	Non	N. (Numero)
<b>Non Return</b>	Anti-retour	Non ritorno
<b>Normal</b>	Normal	Normale
<b>Note</b>	Note	Nota
<b>Nozzle</b>	Embout / Buse	Ugello
<b>Number</b>	Num�ro	Numero
<b>Numerical</b>	Num�rique	Numerico
<b>Nut</b>	Ecrou	Dado



<b>Nyloc Nut</b>	Ecrou « Nyloc »	Dado Nyloc
<b>Hex Nut</b>	Ecrou hexagonal	Dado a testa esagonale
<b>Plain Nut</b>	Ecrou normal	Dado liscio
<b>Self Locking Nut</b>	Ecrou autobloquant	Dado autobloccante
<b>Thin Nut</b>	Ecrou mince	Dado sottile
<b>Nylon Tube</b>	Tube de nylon / Nylon, tube de	Tubo di nylon
<b>O</b>		
<b>Obsolete</b>	Périmé	Obsoleto
<b>Off</b>	Arrêt	1. Spento 2. Inattivo
<b>Off Side</b>	Côté route	Lato passeggero
<b>Oil</b>	Huile	Olio
<b>Olive</b>	Olive	Oliva
<b>On</b>	Marche	1. Acceso 2. Attivo
<b>Open</b>	Ouvrir	Aprire
<b>Opened</b>	Ouvert(e)	Aperto
<b>Opening</b>	Ouverture	Apertura
<b>Operating</b>	Fonctionnement, de	Operativo
<b>Option</b>	Option	Opzione
<b>Optional</b>	Optionnel(le)	Opzionale
<b>Orange</b>	Orange	Arancione
<b>Original</b>	Original	Originale
<b>O Ring</b>	Joint torique	Anello di tenuta toroidale
<b>Out</b>	Sorti(e)	1. Fuori 2. Esterno
<b>Outer</b>	Extérieur(e)	Esterno
<b>Outlet</b>	Sortie	Sbocco
<b>Output</b>	Production	Uscita
<b>Overhead</b>	Surélevé	in testa
<b>Overload</b>	Surcharge	Sovraccarico
<b>P</b>		
<b>Packer</b>	Garniture d'étanchéité	Imballatore
<b>Panel</b>	Panneau	Pannello
<b>Part</b>	Pièce	Ricambio
<b>Pedal</b>	Pédale	Pedale
<b>Pick-up</b>	Prendre / en lever	Ripresa
<b>Pilot (pressure)</b>	Pilote	Pilota
<b>Pin</b>	Cheville	Perno
<b>Pinion</b>	Pignon	Pignone
<b>Pink</b>	Rose	Rosa
<b>Pipe</b>	Tuyau	Tubo



<b>Piping</b>	Tuyauterie	Tubazione
<b>Piston</b>	Piston	Pistone
<b>Pivot</b>	Pivot	Perno di testa
<b>Plastic</b>	Plastique, matière	Plastica
<b>Plate</b>	Plaque	Piastra
<b>Plinth</b>	Plinthe	Base
<b>Plug</b>	Bouchon / Prise électrique	Spina
<b>Point</b>	Point	Punto
<b>Poppet Valve</b>	Soupape / Clapet	Valvola supporto verticale
<b>Ports</b>	Orifices	Porte
<b>Position</b>	Position	Posizione
<b>Positioned</b>	Positionné(e)	Posizionato
<b>Post</b>	Montant	Montante
<b>Potentiometer</b>	Potentiomètre	Potenziometro
<b>Power</b>	Puissance	Potenza
<b>Pneumatic (See Also Air)</b>	Pneumatique	Pneumatico (vedi anche Aria)
<b>Pressure</b>	Pression	Pressione
<b>Primer</b>	Amorce / Apprêt	Innesco
<b>Production</b>	Production	Produzione
<b>Prop</b>	Support	Puntello
<b>Propshaft</b>	Arbre de transmission	Albero puntello
<b>Pull</b>	Tirer	Tirare
<b>Pulley</b>	Poulie	Puleggia
<b>Pulsation</b>	Pulsation	Pulsazione
<b>Pulse</b>	Impulsion	Polso
<b>Pump</b>	Pompe	Pompa
<b>Purple</b>	Violet	Porpora
<b>Push</b>	Pousser	Spingere
<b>Q</b>		
<b>Quick Release</b>	Rapide, raccord	Disinnesco rapido
<b>R</b>		
<b>Radiator (Rad)</b>	Radiateur	Radiatore (rad)
<b>Raise</b>	Soulever	Sollevare
<b>Raised</b>	Soulevé(e)	Sollevato
<b>Ram</b>	Vérin	Pistone
<b>Ratio</b>	Rapport	Rapporto
<b>Rear</b>	Arrière	Retro
<b>Red</b>	Rouge	Rosso
<b>Reducer</b>	Réducteur	Riduttore



<b>Reducing</b>	Réduction, de	Riduzione
<b>Reduction</b>	Roue / Enrouleur	Riduzione
<b>Reel</b>	Bobine	Bobina
<b>Refer</b>	Voir	Riferimento
<b>Refill</b>	Remplir	Rabbocco
<b>Regulator</b>	Régulateur	Regolatore
<b>Related</b>	Relatif	Correlato
<b>Relay</b>	Relais	Relè
<b>Release</b>	Dégagement	Disinnesco
<b>Relief Valve</b>	Soupape de sûreté	Valvola di sfogo
<b>Remote</b>	A distance / Distance, à	Remoto
<b>Repair</b>	Réparation	Riparazione
<b>Replacement</b>	Remplacement	Sostituzione
<b>Resister</b>	Résistance	Resistore
<b>Restrictor</b>	Restriction	Limitatore
<b>Retainer</b>	Retenue, dispositif de	Fermo
<b>Retaining</b>	Retenue, de	Sostegno
<b>Return</b>	Retour	Ritorno
<b>Reverse</b>	Inverse	Retromarcia
<b>Reversing</b>	Recul	Inversione di marcia
<b>Right</b>	Droite	Destra
<b>Right Hand Drive (RHD)</b>	Conduite à droite	Guida a destra
<b>Rim</b>	Jante	Bordo
<b>Ring</b>	Bague	Anello
<b>Road</b>	Route	Strada
<b>Rod</b>	Tige	Asta
<b>Rolling</b>	Roulant, de roulement	Rotolante
<b>Rotary</b>	Rotatif	Rotante
<b>Rotate</b>	Tourner	Ruotare
<b>Rotating</b>	Tournant	Rotante
<b>Rotation</b>	Rotation	Rotazione
<b>Rubber</b>	Caoutchouc	Gomma
<b>S</b>		
<b>Safety</b>	Sécurité	Sicurezza
<b>Scraper</b>	Racleur	Raschietto
<b>Screen</b>	Ecran	Schermo
<b>Screw</b>	Vis	Scheggia
<b>Hex hd (hexagonal head)</b>	Vis à tête 6 pans	Testa esagonale
<b>skt hd (socket head)</b>	Vis à tête creuse	Brugola



<b>csk hd (counter-sunk head)</b>	Vis à tête fraisée	Svasata
<b>Seal</b>	Garniture d'étanchéité	Chiusura ermetica
<b>Sealant</b>	Etanchéifiant	Materiale di tenuta
<b>Sealing</b>	Etanchéité, d'	Sigillante
<b>Seat</b>	Siège	Sedile
<b>Securing</b>	Fixation, de	Fissaggio
<b>Selector Shaft</b>	Levier de commande	Albero selettore
<b>Self Tapping</b>	Auto-taraudeur	Autofilettante
<b>Sender</b>	Expéditeur / Transmetteur	
<b>Sensor</b>	Capteur	Sensore
<b>Separation</b>	Séparation	Separazione
<b>Serial</b>	Série, de	Seriale
<b>Service Exchange (S/EX)</b>	Echange standard	Scambio di servizio
<b>Setscrew</b>	Vis de calage	Vite di fermo
<b>Shaft</b>	Arbre	Albero
<b>Shells</b>	Calandres	Gusci
<b>Shield</b>	Ecran	Scudo
<b>Shim</b>	Cale	Zeppa
<b>Shock Absorber</b>	Amortisseur	Ammortizzatore
<b>Shoe</b>	Patin	Scarpa
<b>Short</b>	Court(e)	Ganascia
<b>Shovel</b>	Pelle	Pala
<b>Side Access Door</b>	Porte d'accès latéral	Sportello accesso laterale
<b>Sight</b>	Vue	Mirino
<b>Silencer</b>	Silencieux	Silenziatore
<b>Silicon</b>	Silicone	Silicone
<b>Single</b>	Simple	Singolo
<b>Skirt</b>	Jupe	Bordatura
<b>Slate</b>	Ardoise	Ardesia
<b>Sleeve</b>	Gaine	Manicotto
<b>Slew</b>	Pivoter	Ruotare
<b>Slewing</b>	Orientation	Rotazione
<b>Sliding</b>	Coulissant	Slittamento
<b>Slotted</b>	Fente, A	Sfinestrato
<b>Small</b>	Petit(e)	Piccolo
<b>Socket</b>	Prise	Presca
<b>Solenoid</b>	Solénoïde / Noyau	Solenoida
<b>Spacer</b>	Pièce d'espacement	
<b>Spare</b>	Rechange, pièce de	



<b>Speakers</b>	Haut-parleurs	
<b>Special</b>	Spécial(e)	
<b>Speed</b>	Vitesse	
<b>Spherical</b>	Sphérique	
<b>Spigot</b>	Goujon / Tube de jonction	
<b>Spindle</b>	Broche	
<b>Splined</b>	Cannelé	
<b>Split Pin</b>	Goupille fendue	
<b>Splitter</b>	Répartiteur	
<b>Spray</b>	Pulvérisateur	Spray
<b>Spring</b>	Ressort	Molla
<b>Stabiliser</b>	Stabilisateur	Distanziatore
<b>Stabilising</b>	Stabilisation	Ricambio
<b>Stack</b>	Pile	Altoparlanti
<b>Standard</b>	Standard	Speciale
<b>Standpipe</b>	Colonne montante	Velocità
<b>Starter</b>	Démarrreur	Sferico
<b>Steel</b>	Acier	Gradino di centraggio
<b>Steering</b>	Direction	Mandrino
<b>Stiffener</b>	Raidisseur	Scanalato
<b>Stop</b>	Arrêt	Coppiglia
<b>Stowage</b>	Arrimage	Sdoppiatore
<b>Straight</b>	Droit(e)	Sistemazione bagagli
<b>Strap</b>	Sangle	Dritto
<b>Strip</b>	Bande	Cintura
<b>Stem</b>	Tige	Guarnizione
<b>Storage</b>	Rangement	Stelo
<b>Strap</b>	Attache	Bagagliaio
<b>Strut</b>	Jambe	Puntone
<b>Stub</b>	Souche	Mozzicone
<b>Stud</b>	Goujon fileté	Prigioniero
<b>Studded</b>	Barrettes, A	Fissato con prigionieri
<b>Studding</b>	Colombage	Fissaggio con prigionieri
<b>Sub Frame</b>	Faux-châssis	Sottotelaio
<b>Suction Fan</b>	Turbine d'aspiration	Ventola aspirante
<b>Suction Nozzle</b>	Buse d'aspiration	Ugello aspirante
<b>Sump</b>	Carter	Coppa
<b>Supply</b>	Fourniture	Alimentazione
<b>Support</b>	Support	Supporto





<b>Suppression</b>	Suppression	Soppressione
<b>Suspension</b>	Suspension	Sospensione
<b>Sweep</b>	Balayage	Curvatura
<b>Sweeping</b>	Balayant, de balayage	Formatura a sagoma
<b>Swing</b>	Balancement	Oscillazione
<b>Switch / Switches</b>	Interrupteur / Interrupteurs	Interruttore / Interruttori
<b>Swivel</b>	Pivotant	Parte girevole
<b>System</b>	Système	Sistema
<b>T</b>		
<b>Tab Washer</b>	Rondelle à languettes	Rondella di sicurezza
<b>Tachograph</b>	Tachygraphe	Tachigrafo
<b>Tachometer</b>	Tachymètre	Tacometro
<b>Tandem</b>	Tandem	Tandem
<b>Tank</b>	Réservoir	Serbatoio
<b>Tapered</b>	Conique	Conico
<b>Taper Lock</b>	Verrou conique	Serratura conica
<b>Tee Key</b>	Clé à béquille	Chiave a T
<b>Temperature (Temp)</b>	Température (temp.)	Temperatura (Temp)
<b>Template</b>	Gabarit	Sagoma
<b>Tensioner</b>	Tendeur	Tensiometro
<b>Terminal</b>	Borne	Terminale
<b>Test</b>	Test	Test
<b>Thermostat</b>	Thermostat	Termostato
<b>Thick</b>	Epais	Spesso
<b>Thimble</b>	Dé	Bussola
<b>Thin</b>	Mince	Sottile
<b>Throttle</b>	Accélérateur	Farfalla
<b>Thrust</b>	Poussée	Spinta
<b>Tie Rod</b>	Tirant	Tirante
<b>Tilt</b>	Inclinaison	Inclinazione
<b>Tilting</b>	Inclinable	Inclinazione
<b>Timer</b>	Minuterie	Timer
<b>Timing</b>	Minutage	Temporizzazione
<b>Toggle</b>	Bascule	Ginocchiera
<b>Tool</b>	Outil	Attrezzo
<b>Toolbox</b>	Boîte à outils	Cassetta attrezzi
<b>Toothed</b>	Dentelé(e)	Dentato
<b>Top</b>	Dessus	Cima
<b>Tow</b>	Remorquer	Rimorchio



<b>Tow Ball</b>	Boule de remorquage	Sfera rimorchio
<b>Tow Bar</b>	Barre de remorquage	Barra rimorchio
<b>Tow Point</b>	Point de remorquage	Punto di rimorchio
<b>Track Rod</b>	Barre d'accouplement	Barra di accoppiamento
<b>Trailer</b>	Remorque	Rimorchio
<b>Transfer Gearbox</b>	Boîte de transfert intermédiaire	Scatola del cambio a trasferimento
<b>Transmission</b>	Transmission	Trasmissione
<b>Travel</b>	Course	Corsa
<b>Trunking</b>	Jonction	Circuito di collegamento
<b>Trunnion</b>	Tourillon	Perno di articolazione
<b>Tube</b>	Tube	Tubo
<b>Tubing</b>	Tubage	Tubazione
<b>Turbocharger (Turbo)</b>	Turbocompresseur	Turbocompressore
<b>Twin</b>	Jumelé	Gemello
<b>Type</b>	Type	Tipo
<b>Typical</b>	Typique	Tipico
<b>Tyre</b>	Pneu	Pneumatico
<b>U</b>		
<b>Uncompressed</b>	Non comprimé	Decompresso
<b>Underside</b>	Dessous	Disotto
<b>Universal Joint (U/J)</b>	Joint universel / Croisillon	Giunto universale
<b>Union</b>	Raccord	Unione
<b>Unit</b>	Unité	Unità
<b>Un-Loader</b>	Déchargeur	Scaricatore
<b>Up</b>	Dessus	Su
<b>Update</b>	Mise à jour	Aggiornamento
<b>Usage</b>	Utilisation	Utilizzo
<b>V</b>		
<b>Valve</b>	Vanne / Soupape	Valvola
<b>Variant</b>	Variante	Variante
<b>Vehicle</b>	Véhicule	Veicolo
<b>Voltage</b>	Tension	Voltaggio
<b>W</b>		
<b>Wander Hose</b>	Flexible aspirateur	Tubo flessibile mobile
<b>Warning</b>	Avertissement	Avvertenza
<b>Washer</b>	Rondelle	Rondella
<b>Water</b>	Eau	Acqua
<b>Wear</b>	Usure	Usura



<b>Weed Ripper</b>	Désherbage, dispositif de	Sarchiatore
<b>Welded</b>	Soudé	Saldato
<b>Wheel</b>	Roue	Ruota
<b>White</b>	Blanc(he)	Bianco
<b>Wide Sweep</b>	Balayage large	Curvatura larga
<b>Windscreen</b>	Pare-brise	Parabrezza
<b>Wiper</b>	Essuie-glace	Tergicristallo
<b>Wires</b>	Câblage	Fili
<b>Wiring – black, blue, brown, green, grey, orange, pink, purple, red, white yellow</b>	Câblage – noir, bleu, marron, vert, gris, orange, rose, violet, rouge, blanc jaune	Cablaggio Nero, Blu, Marrone, Verde, Grigio, Arancione, Rosa, Porpora, Rosso, Bianco Giallo
<b>Work Light</b>	Lampe de travail	
<b>X</b>		
<b>Xenon</b>	Xénon	Xenon
<b>Y</b>		
<b>Yellow</b>	Jaune	Giallo



<b>ENGLISH</b>	<b>ESPAÑOL</b>	<b>SVENSKA</b>
<b>A</b>		
<b>Access</b>	Acceso	Tillgång
<b>Accessories</b>	Accesorios	Tillbehör
<b>Accelerator</b>	Acelerador	Gaspedal
<b>Actuator</b>	Accionador, servomotor	Aktiverare
<b>Adaptor (adapt)</b>	Adaptador (Adapt.)	Övergång
<b>Adapter Flange</b>	Brida del adaptador	Övergångsfläns
<b>Adaptor Plate</b>	Disco del adaptador	Övergångsplatta
<b>Adaptor, Straight</b>	Tramo recto del adaptador	Rak övergång
<b>Adjuster</b>	Regulador	Justering
<b>Adjuster Kit</b>	Juego regulador	Justeringsatts
<b>Adjuster Valve</b>	Válvula del regulador	Ventiljustering
<b>Adjustable</b>	Ajustable	Justerbar
<b>Aerial</b>	Antena	Antenn
<b>Air</b>	Aire	Luft
<b>Air Cleaner</b>	Purificador de aire	Luftrenare
<b>Air Conditioner</b>	Aire acondicionado	Luftkonditionering
<b>Air Cylinder</b>	Cilindro de aire	Luftcylinder
<b>Air Filter</b>	Filtro de aire	Luftfilter
<b>Air Manifold</b>	Distribuidor de aire	Luftfördelare
<b>Air Mass Meter</b>	Medidor de masa de aire	Luftmätare
<b>Air Feed</b>	Inyector de aire	Luftförsörjning
<b>Air Air Chute</b>	Conducto neumático	Dränering
<b>Air Outlet</b>	Salida de aire	Överskottsluft
<b>Air Muffler</b>	Silenciador de aire	Luftljuddämpare
<b>Air Pressure Regulator</b>	Regulador de presión del aire	Luftregulator
<b>Air Ram</b>	Aire a presión	Luftkolv
<b>Air Valve</b>	Válvula de aire	Luftventil
<b>Air Vent Pipe</b>	Tubería del sistema de ventilación	Luftventilsrör
<b>Alternator</b>	Alternador	Generator
<b>Alternator Interface</b>	Acoplamiento del alternador	Generatorfäste
<b>Aluminium (Alum)</b>	Aluminio (Alum.)	Aluminium
<b>Anchor</b>	Anclaje	Ankare
<b>Angle</b>	Ángulo	Vinkel
<b>Antiluce Fastener</b>	Elemento de sujeción "Antiluce"	Låsbeslag(sidodörr)
<b>Amendment (Amdt.)</b>	Corrección (Correc.)	Rättelse/förbättring



<b>Amplifier</b>	Amplificador	Elektrisk förstärkare
<b>Arrangement</b>	Disposición	Arrangemang
<b>Ashtray</b>	Cenicero	Askkopp
<b>Assembly (Assy)</b>	Conjunto (Conj.)	Sätta ihop
<b>Auto Blanking</b>	Borrado automático	Automatisk stängning
<b>Automatic</b>	Automático	Automatisk
<b>Auxiliary</b>	Auxiliar	Extra
<b>Axle</b>	Eje	Axel
<b>Axle Beam</b>	Viga del eje	
<b>Axle Bolt</b>	Perno del eje	Axelbult
<b>Axle Breather</b>	Respiradero del eje	
<b>Axle Carrier &amp; Tube</b>	Tubo y soporte del eje	
<b>Axle Front</b>	Frontal del eje	Framaxel
<b>Axle Rear</b>	Trasera del eje	Bakaxel
<b>Axle Washer</b>	Arandela del eje	Axelbricka

**B**

<b>Back Plate</b>	Contraplato	Bakstycke
<b>Bag</b>	Bolsa	Säck
<b>Ball</b>	Bola	Kula
<b>Ball End</b>	Lado esférico	
<b>Ball Joint</b>	Rótula	
<b>Ball Valve</b>	Válvula de bola	Kulventil
<b>Bar</b>	Barra	Ramp
<b>Basin</b>	Vasija	Skål
<b>Battery</b>	Batería	Batteri
<b>Battery Housing</b>	Alojamiento de la batería	Batterikåpa
<b>Battery Terminals</b>	Bornes de la batería	Batteriterminal
<b>Battery Lead</b>	Cable de la batería	Batteribly
<b>Battery Tray</b>	Bandeja de la batería	Batteri platta
<b>Beacon</b>	Faro	Varningsljus
<b>Beacon Bar</b>	Barra del faro	Takramp varningsljus
<b>Beam</b>	Haz	Strålkastare
<b>Bearing</b>	Cojinete	Lager
<b>Bell Housing</b>	Carcasa del embrague	Svänghjulsåpa
<b>Bellows</b>	Fuelle	Bälg
<b>Belt</b>	Correa	Remm
<b>Black</b>	Negro	Svart
<b>Blanking</b>	Borrado	Stängning
<b>Bleeper</b>	Emisor de tonos	Backvanare



<b>Blind Rivet</b>	Remache ciego	Popnit
<b>Block</b>	Bloque	Stänga/sätta igen
<b>Blue</b>	Azul	Blå
<b>Board</b>	Tablero	Skiva
<b>Body</b>	Cuerpo	Kropp
<b>Bolt</b>	Perno	Bult
<b>hex hd (hexagonal head)</b>	cab. hexag. (cabeza hexagonal)	Bult (sexkanthuvud)
<b>skt hd (socket head)</b>	cab. hueca (cabeza hueca)	Bult försänkt huvud
<b>csk hd (counter-sunk head)</b>	cab. avell. (cabeza avellanada)	
<b>Boom</b>	Brazo	Bom
<b>Boost</b>	Empujar	Högeffekt
<b>Bore</b>	Calibre	Borra
<b>Boss</b>	Refuerzo	Knopp
<b>Bottom</b>	Inferior	Nertill
<b>Bottle</b>	Botella	Flaska
<b>Box</b>	Cuadro	Låda
<b>Brace</b>	Abrazadera	Band
<b>Bracket (Brkt)</b>	Soporte (Sop.)	Konsoll
<b>Brake</b>	Freno	Broms
<b>Brass Wing Nut</b>	Tuerca de mariposa de latón	Mässingsvingmutter
<b>Breather</b>	Respiradero	Luftare
<b>Broom</b>	Escobilla	Kvast
<b>Brown</b>	Marrón	Brun
<b>Brush</b>	Escobilla	Borste
<b>Base</b>	Base	Bas
<b>Buffer</b>	Amortiguador	Dämpare
<b>Build</b>	Construir	Bygga
<b>Bulb</b>	Bombilla	Lampa
<b>Bulkhead</b>	Mampara	Skott (i tank)
<b>Bumper</b>	Parachoques	Kofångare
<b>Bump Stop</b>	Tope	Underkörningskydd
<b>Bungee Cord</b>	Cuerda elástica	
<b>Bush</b>	Casquillo	Bussning
<b>Buzzer</b>	Zumbador	Summer
<b>Button</b>	Botón	Knapp

## C

<b>Cab</b>	Cabina	Hytt
------------	--------	------



<b>Cable</b>	Cable	Wire
<b>Caliper</b>	Calibrador	
<b>Cam Shaft</b>	Árbol de levas	Kamaxel
<b>Camera</b>	Cámara	Kamera
<b>Canopy</b>	Cúpula	Kanape
<b>Cap</b>	Tapa	Kåpa
<b>Capping</b>	Cubierta	
<b>Carabiner</b>	Mosquetón	Karbidhake
<b>Carrier</b>	Soporte	Bärare
<b>Case</b>	Caja	Fall
<b>Casing</b>	Carcasa	Hölje
<b>Catalogue</b>	Catálogo	Katalog
<b>Catch</b>	Fiador	Fånga
<b>Caution</b>	Precaución	Varning
<b>Centre</b>	Centro	Mitten
<b>Chain</b>	Cadena	Kedja
<b>Chassis</b>	Chasis	Chassie
<b>Check</b>	Control	Kontrollera
<b>Check Valve</b>	Válvula de retención	Kontrollventil
<b>Chute</b>	Conducto	Dränering
<b>Circlip</b>	Resorte circular	Buntband
<b>Circuit</b>	Circuito	Strömkrets
<b>Clamp</b>	Grapa	Klämma
<b>Cleaner</b>	Limpiador	Rengörare
<b>Clevis</b>	Horquilla	
<b>Clip</b>	Pinza	Klämma
<b>Clutch</b>	Embrague	Koppling
<b>Coach</b>	Carrocería	Kaross
<b>Coil</b>	Bobina	Spole
<b>Collar</b>	Casquillo	Krage
<b>Complete</b>	Completo	Slutföra
<b>Components</b>	Componentes	Komponent
<b>Compressor</b>	Compresor	Kompressor
<b>Cone</b>	Cono	Konisk
<b>Connector</b>	Conector	Kontaktor
<b>Connecting</b>	Conexión en curso	Ansluta
<b>Connection</b>	Conexión	Anslutning
<b>Con Rod (Connecting Rod)</b>	Biela (Biela)	
<b>Continued (Cont.)</b>	Continuación (Cont.)	Fortsatt





<b>Control (Cntrl)</b>	Control (Cont.)	Kontroll
<b>Controller</b>	Controlador	Kontrollant
<b>Conventional</b>	Convencional	Vanlig
<b>Conversion (Conv)</b>	Conversión (Conv.)	Omställning
<b>Cooler</b>	Refrigerador	Kylare
<b>Cooling</b>	Refrigeración	Kylning
<b>Copper</b>	Cobre	Koppar
<b>Core</b>	Núcleo	Stomme
<b>Cotter</b>	Chaveta	Sprint/kil
<b>Coupling</b>	Acoplamiento	Koppling
<b>Cover</b>	Cubierta	Skydd
<b>Cowling</b>	Capó	
<b>Crank-case</b>	Cárter	Vevhus
<b>Cranked</b>	Acodado	Krökt
<b>Cross Member</b>	Travesaño	Tvärstag
<b>Crown Wheel</b>	Corona dentada	Kronhjul
<b>Curb</b>	Borde	Kansten
<b>Cylinder</b>	Cilindro	Cylinder

**D**

<b>Damper</b>	Amortiguador	Dämpare
<b>Deflector</b>	Deflector	Riktare
<b>Description</b>	Descripción	Beskrivning
<b>Details</b>	Detalles	Detaljer
<b>Detergent</b>	Detergente	Rengöring
<b>Diagram</b>	Diagrama	Diagram
<b>Dial</b>	Cuadrante	Ring
<b>Diaphragm</b>	Diafragma	Diafragma
<b>Diode</b>	Diodo	Diod
<b>Dipped Beam</b>	Luz de cruce	Halvljus
<b>Dipstick</b>	Varilla de nivel de aceite	Olje/mätsticka
<b>Dipstick guide</b>	Guía de la varilla de nivel de aceite	Markering oljesticka
<b>Dipstick tube</b>	Tubo de la varilla de nivel de aceite	Rör oljesticka
<b>Directional</b>	Direccional	Riktningvisare
<b>Dirt</b>	Suciedad	Smutts
<b>Disc/Disk</b>	Disco	Lamell
<b>Display</b>	Pantalla	Skärm
<b>Distributor</b>	Distribuidor	Distributör
<b>Diverter</b>	Desviador de flujo	Omvändare





<b>Door</b>	Puerta	Dörr
<b>Double</b>	Doble	Dubbel
<b>Dowel</b>	Espiga	Plugg/tapp
<b>Down</b>	Abajo	Ner
<b>Dowty Seal</b>	Junta "Dowty"	
<b>Drag Link Tube</b>	Biela de arrastre	
<b>Drain Plug</b>	Tapón de drenaje	Dräneringsplug
<b>Drive</b>	Transmisión	Köra
<b>Drive Core</b>	Núcleo de la transmisión	Drivaxel
<b>Drive Coupling</b>	Acoplamiento de la transmisión	Drivkoppling
<b>Drive Dog</b>	Retén de la transmisión	
<b>Drive Flange</b>	Brida de la transmisión	Drivfläns
<b>Drive Motor</b>	Motor de la transmisión	Drivmotor
<b>Drive Pump</b>	Bomba de la transmisión	Drivpump
<b>Drive Shaft</b>	Eje de la transmisión	Drivaxel
<b>Drive Tube</b>	Tubo de la transmisión	
<b>Dual Sweep</b>	Doble barrido	Dubbelsug
<b>Dump Valve</b>	Válvula de descarga	Övertrycksventil
<b>Dust</b>	Polvo	Damm

**E**

<b>Earth, electrical (Ground)</b>	Tierra	Jord
<b>Eccentric</b>	Excéntrico	Eccentrix
<b>Elbow</b>	Codo	Vinkel
<b>Electric</b>	Eléctrico	Elektrisk
<b>Electrical</b>	Eléctrico	Elektriska
<b>Element</b>	Elemento	Beståndsdel
<b>Enclosure</b>	Caja	Omgivet
<b>End</b>	Extremo	Slut
<b>End Plate</b>	Placa de tope	Skyddsplatta
<b>End Cap</b>	Tapa de extremo	Skyddskåpa
<b>Engine</b>	Motor	Motor
<b>Exchange</b>	Intercambio	Växla
<b>Exhaust</b>	Escape	Avgaser
<b>Exhaust Gas Recirculation (EGR)</b>	Recirculación de los gases de escape (EGR)	Avgasventil (EGR)
<b>Expansion</b>	Expansión	Expantion
<b>Extended</b>	Extendido	Förlängd
<b>Extension</b>	Extensión	Förlängning



Extinguisher	Extintor	Förlängare
<b>F</b>		
<b>Fan</b>	Ventilador	Fläkt
<b>Fastener</b>	Sujeción	Fäste
<b>Feed</b>	Alimentación	Försörjning
<b>Female</b>	Hembra	Kvinna
<b>Filler</b>	Embudo	Filler
<b>Filter</b>	Filtro	Filter
<b>Finisher</b>	Unidad de acabado	Avslutare
<b>Fire</b>	Fuego	Eld
<b>First</b>	Primero	Första
<b>Fishtail</b>	Cola de pez	
<b>Fit</b>	Acoplar	Passa
<b>Fitting</b>	Conector	Montering/installation
<b>Fixing</b>	Fijación	Laga
<b>Flange</b>	Brida	Fläns
<b>Flap</b>	Aleta	Dörr / öppning
<b>Flash</b>	Centelleo	Blixt
<b>Flexible (Flexi)</b>	Flexible (Flex.)	Flexibel
<b>Floor</b>	Piso	Golv
<b>Floorplate</b>	Placa de piso	Golvplatta
<b>Flow</b>	Flujo	Flöde
<b>Fluid</b>	Líquido	Vätska
<b>Flywheel</b>	Volante	Stödhjul
<b>Foam</b>	Espuma	Skumm
<b>Fog</b>	Niebla	Dimma
<b>Foot</b>	Pie	Fot
<b>Forward</b>	Directa	Framåt
<b>Frame</b>	Bastidor	Ram
<b>Front</b>	Delantero	Fram
<b>Fuel</b>	Combustible	Drivmedel
<b>Function</b>	Función	Funktion
<b>Fuse</b>	Fusible	Säkring
<b>G</b>		
<b>Gain</b>	Ganancia	Vinna
<b>Galvanised</b>	Galvanizado	Galvaniserad



<b>Gantry</b>	Pórtico	Brygga/ställning
<b>Gas</b>	Gas	Gas
<b>Gas Strut</b>	Montante de gas	
<b>Gasket</b>	Junta	Packning
<b>Gauge</b>	Indicador	Tryckmätare
<b>Gauze</b>	Tela metálica	Flor(gasbinda)
<b>Gear</b>	Engranaje	Växel
<b>Geared</b>	Accionado por engranaje	Växlad
<b>Gearbox</b>	Caja de cambios	Växellåda
<b>General</b>	General	I allmänhet
<b>Glass</b>	Vidrio	Glas
<b>Glow Plug</b>	Bujía incandescente	Glödstift
<b>Gobbler (Nozzle Tilt)</b>	"Gobbler"	Tilt (sugbox)
<b>Grab</b>	Gancho	Fånga
<b>Grease</b>	Grasa	Smörja
<b>Greaser</b>	Engrasador	Fett
<b>Green</b>	Verde	Grön
<b>Grey</b>	Gris	Grå
<b>Grill</b>	Rejilla	Grill
<b>Grip</b>	Mango	Grepp
<b>Grub Screw</b>	Tornillo de presión	Avdragare
<b>Grommet</b>	Arandela	
<b>Guard</b>	Protección	Skydd
<b>Guide</b>	Guía	Guide

**H**

<b>Handbrake</b>	Freno de mano	Handbroms
<b>Hand</b>	Manual, a mano	Hand
<b>Hand Primer</b>	Bomba de mano	Handcreme
<b>Hand Wash</b>	Lavado a mano	Handtvätt
<b>Handle</b>	Asa	Handtag/vred
<b>Hanger</b>	Soporte colgante	Hängare
<b>Harness</b>	Mazo de cables	Sele
<b>Head</b>	Cabeza	Huvud
<b>Headlamp</b>	Faro	Strålkastare
<b>Heat</b>	Calor	Värme
<b>Heatshield</b>	Pantalla térmica	Värmeplåt
<b>Heater</b>	Calentador	Värmare
<b>High Pressure</b>	Alta presión	Högtryck
<b>Hi Tip</b>	Punta alta	Högtippande



<b>Hinge</b>	Bisagra	Gångjärn
<b>Hinged</b>	Articulado	Gångjärns hängd
<b>Holder</b>	Portaherramientas	Hållare
<b>Hooks</b>	Ganchos	Krokar
<b>Hopper</b>	Tolva	Behållare
<b>Horn</b>	Claxon	Signalhorn
<b>Hose</b>	Tubo flexible	Slang
<b>Hose Tail</b>	Extremo de tubo flexible	Slangände
<b>Hot</b>	Caliente	Varm
<b>Hour Meter</b>	Cronómetro	Timräknare
<b>Housing</b>	Carcasa	Kåpa/skydd
<b>Hub</b>	Cubo	Centrum
<b>Hydraulic</b>	Hidráulico	Hydraulisk
<b>Hydrant</b>	Boca de riego	Brandpost
<b>Hydrant Filler</b>		Brandpost huvud
<b>Hydrant Hose</b>	Tubo flexible de la boca de riego	Brandpostslang
<b>Hydrostatic</b>	Hidrostático	Hydrostatisk

**I**

<b>Identification</b>	Identificación	Identifiering
<b>Idle</b>	Ralentí	Idealisk
<b>Ignition (Ign)</b>	Encendido (Enc.)	Tändning
<b>Illuminated</b>	Encendido	Eliminerad
<b>Illustrated</b>	Ilustrado	Illustrerad
<b>Illustration</b>	Ilustración	Illustration
<b>Impeller</b>	Propulsor	Impeller
<b>Inclusive</b>	Inclusivo	Inklusive
<b>Information (Info)</b>	Información (Info.)	Information
<b>In</b>	Dentro, entrada	In
<b>Inlet</b>	Admisión	Insläpp
<b>Inlet Cone</b>	Núcleo de admisión	Insläppskona
<b>Inlet Pipe</b>	Tubo de admisión	Insläppsrör
<b>Injection Pump</b>	Bomba de inyección	Injektionspump
<b>Injector</b>	Inyector	Injektor
<b>Injector Pipe</b>	Tubo del inyector	Injektorrör
<b>Input</b>	Entrada	Ingående
<b>Inseal Strip</b>	Banda de estanqueidad	
<b>Insert</b>	Insertar	Lägga till
<b>Insertion</b>	Inserción	Insättande/fillägg



<b>Installation</b>	Instalación	Installation
<b>Instrument</b>	Instrumento	Instrument
<b>Insulator</b>	Aislante	Isolerare
<b>Inter Cooler</b>	Refrigerador intermedio	Laddluftkylare
<b>Interior</b>	Interior	Inredning
<b>Interim</b>	Intermedio	Interim
<b>Internal</b>	Interno	Invändig
<b>Item</b>	Elemento	Punkt/artikel

**J**

<b>Jet</b>	Chorro, inyector	Jet
<b>Joint</b>	Articulación	Punkt
<b>Joystick</b>	Palanca de control	Joystick
<b>Jubilee Clip</b>	Pinza "Jubilee"	Slangklämma
<b>Junction</b>	Unión	Korsning

**K**

<b>Key</b>	Tecla	Nyckel
<b>Key Switch</b>	Interruptor de llave, llave de contacto	Tändningslås
<b>Kerb</b>	Borde	Kantsten
<b>King Pin</b>	Pivote central	
<b>King Post</b>	Palo macho	
<b>Kit</b>	Juego	Satts
<b>Knob</b>	Mando	Knopp

**L**

<b>label</b>	Etiqueta	Etikett
<b>Lamp</b>	Lámpara	Lampa
<b>Work Lamp</b>	Lámpara de trabajo	Arbetsljus
<b>Head Lamp</b>	Lámpara de cabeza	Strålkastare
<b>Side Lamp</b>	Lámpara lateral	Positionsljus
<b>Lance</b>	Lanza	Munstycke
<b>Lap Joint</b>	Articulación de solape	Fogpunkt
<b>Large</b>	Grande	Stor
<b>Latch</b>	Pestillo	Regla/stänga
<b>Lead</b>	Plomo, avance	Bly
<b>L.E.D. (Light Emitting Diode)</b>	LED (diodo emisor de luz)	L.E.D diod
<b>Leash</b>	Correa	Remm
<b>Left</b>	Izquierda	Vänster
<b>Left Hand Drive (LHD)</b>	Conducción por la izquierda (LHD)	Vänsterstyrning



<b>Leg</b>	Pata	Ben
<b>Length</b>	Longitud	Längd
<b>Lens</b>	Lentes	Glas
<b>Level</b>	Nivel	Nivå
<b>Lever</b>	Palanca	Spak/hävstång
<b>Lid</b>	Tapa	Lock
<b>Lift</b>	Levantar	Lyfta
<b>Lifting</b>	Levantamiento	Lyfter
<b>Light</b>	Luz	Ljus
<b>Side Light</b>	Luz lateral	Sidoljus
<b>Head Light</b>	Faro	Strålkastare
<b>Rear Light</b>	Luz trasera	Bakljus
<b>Brake Light</b>	Luz de freno	Bromsljus
<b>Interior Light</b>	Luz interior	Innebelysning
<b>Fog Light</b>	Luz antiniebla	Dimmljus
<b>Linch Pin</b>	Pasador con anilla abatible	
<b>Lining</b>	Revestimiento interior	Bromsbelägg/beklädnad
<b>Link</b>	Articulación	Länk
<b>Linkage</b>	Varillaje de mando	Länksystem
<b>Litre</b>	Litro	Liter
<b>List</b>	Lista	List
<b>Load</b>	Carga, cargar	Lasta
<b>Located</b>	Situado	Placerad
<b>Lock</b>	Cierre, bloqueo	Lås
<b>Locknut</b>	Contratuerca	Läsmutter
<b>Locker</b>	Taquilla	Skåp
<b>Locking</b>	Cierre	Låsa
<b>Long</b>	Largo	Lång
<b>Loom</b>	Cableado eléctrico	Hölje
<b>Loop</b>	Bucle	Förbinda
<b>Low Pressure</b>	Baja presión	Lågtryck
<b>Lower</b>	Inferior, bajar	Sänka
<b>Lubricant</b>	Lubricante	Smörjmedel
<b>Lubrication</b>	Lubricación	Smörjning

**M**

<b>Machine</b>	Máquina	Maskin
<b>Magnet</b>	Imán	Magnet



<b>Magnetic</b>	Magnético	Magnetisk
<b>Main</b>	Principal	Huvud
<b>Male</b>	Macho	Man
<b>Management</b>	Gestión	Skötsel
<b>Manifold</b>	Distribuidor	Fördelare
<b>Manual</b>	Manual	Manual
<b>Manufactured</b>	Fabricado	Tillverkad
<b>Marker Lamp</b>	Luz de señalización	
<b>Master</b>	Principal	Huvud
<b>Master Cylinder</b>	Cilindro maestro	Huvudcylinder
<b>Maximum (Max)</b>	Máximo (Máx.)	Maximum
<b>Mesh</b>	Malla	Galler
<b>Metal</b>	Metal	Metall
<b>Meter</b>	Metro	Meter
<b>Micro Switch</b>	Microinterruptor	Mikrobrytare
<b>Minimum (Min)</b>	Mínimo (Mín.)	Minimum
<b>Mirror</b>	Espejo	Spegel
<b>Miscellaneous</b>	Varios	Ungefärlig
<b>Modified</b>	Modificado	Modifierad
<b>Module</b>	Módulo	Modul
<b>Monitor</b>	Monitor, controlar	Skärm
<b>Motor</b>	Motor	Motor
<b>Mount</b>	Montura	Montera
<b>Mounted</b>	Montado	Monterad
<b>Mounting</b>	Instalación, soporte	Montera
<b>Mud Flaps</b>	Aleta guardabarros	Stänkskydd
<b>Mud Guard</b>	Guardabarros	Stänkskärm
<b>Muffler</b>	Silenciador	Ljuddämpare
<b>Multi Function</b>	Multifunción, multiuso	Flerfunktion

**N**

<b>N/A (Not Applicable)</b>		
<b>Narrow</b>	Estrecho	Nära
<b>Near side</b>	Lado izquierdo	Nära sidan
<b>Negative</b>	Negativo	Negativ
<b>Neutral</b>	Neutral, punto muerto	Neutral
<b>New</b>	Nuevo	Ny
<b>Nipple</b>	Manguito	Nippel
<b>No. (Number)</b>	Número	Nummer
<b>Non Return</b>	Sin retorno	Ingen återvändo





<b>Normal</b>	Normal	Normal
<b>Note</b>	Nota	Not
<b>Nozzle</b>	Boquilla	Munstycke
<b>Number</b>	Número	Nummer
<b>Numerical</b>	Numérico	Numrerad
<b>Nut</b>	Tuerca	Mutter
<b>Nyloc Nut</b>	Tuerca "Nyloc"	Nylocmutter
<b>Hex Nut</b>	Tuerca hexagonal	Mutter sexkant
<b>Plain Nut</b>	Tuerca lisa	Plan mutter
<b>Self Locking Nut</b>	Tuerca autoblocante	Låsmutter
<b>Thin Nut</b>	Tuerca fina	Mutter (tunn)
<b>Nylon Tube</b>	Tubo de nilón	Nylonslang

**O**

<b>Obsolete</b>	Obsoleto	Föråldrad
<b>Off</b>	Apagado	Av
<b>Off Side</b>	Lado derecho	Vid sidan av
<b>Oil</b>	Aceite	Olja
<b>Olive</b>	Oliva	Oliv
<b>On</b>	Encendido	På
<b>Open</b>	Abrir	Öppen
<b>Opened</b>	Abierto	Öppnad
<b>Opening</b>	Apertura, abertura	Öppning
<b>Operating</b>	Funcionamiento	Köra
<b>Option</b>	Opción	Tillbehör
<b>Optional</b>	Opcional	Valfri/frivillig
<b>Orange</b>	Naranja	Orange
<b>Original</b>	Original	Orginal
<b>O Ring</b>	Junta tórica	O ring
<b>Out (Extended)</b>	Fuera	
<b>Outer</b>	Exterior	Yttre
<b>Outlet</b>	Salida	Överskott
<b>Output</b>	Producción	Utkommande
<b>Overhead</b>	En cabeza	Över huvudet
<b>Overload</b>	Sobrecarga	Överlasta

**P**

<b>Packer</b>	Tapón estanco	Packare
<b>Panel</b>	Panel	Panel





<b>Part</b>	Pieza	Del
<b>Pedal</b>	Pedal	Pedal
<b>Pick-up (sensor)</b>	Elegir	Sensor
<b>Pilot (pressure)</b>	Piloto	Pilot (tryck)
<b>Pin</b>	Pasador	Pinne
<b>Pinion</b>	Piñón	Pinjong
<b>Pink</b>	Rosa	Rosa
<b>Pipe</b>	Tubo (rígido)	Rör
<b>Piping</b>	Tubería	Rördragning
<b>Piston</b>	Pistón	Kolv
<b>Pivot</b>	Pivote	Styrtapp
<b>Plastic</b>	Plástico	Plast
<b>Plate</b>	Disco, placa	Tallrik
<b>Plinth</b>	Base	Plint
<b>Plug</b>	Enchufe, tapón	Plugg
<b>Point</b>	Punto	Punkt
<b>Poppet Valve</b>	Válvula de resorte	
<b>Ports</b>	Puertos	Port/öppning
<b>Position</b>	Posición	Position
<b>Positioned</b>	Colocado	Placerad
<b>Post</b>	Poste, borna	Stolpe/stötta
<b>Potentiometer</b>	Potenciómetro	Potensiometer
<b>Power</b>	Potencia	Ström
<b>Pneumatic (See Also Air)</b>	Neumático (véase también Aire)	Pneumatisk
<b>Pressure</b>	Presión	Tryck
<b>Primer</b>	Cebador	Primer
<b>Production</b>	Producción	Produktion
<b>Prop</b>	Apoyo	Stöd/palla under
<b>Propshaft</b>	Árbol de transmisión	Kardanaxel
<b>Pull</b>	Tirar, tracción	Drag
<b>Pulley</b>	Polea	Remskiva
<b>Pulsation</b>	Pulsación	Pulserande
<b>Pulse</b>	Pulso	Puls
<b>Pump</b>	Bomba	Pump
<b>Purple</b>	Púrpura	Lila
<b>Push</b>	Empujar, empuje	Tryck
<b>Q</b>		
<b>Quick Release</b>	Suelta rápida	Snabbkoppling



## R

<b>Radiator (Rad)</b>	Radiador (Rad.)	Kylare
<b>Raise</b>	Levantar	Lyfta
<b>Raised</b>	Levantado	Lyft
<b>Ram</b>	Pistón	Kolv
<b>Ratio</b>	Relación	Radie
<b>Rear</b>	Trasero	Bak
<b>Red</b>	Rojo	Röd
<b>Reducer</b>	Reductor	Reducerare
<b>Reducing</b>	Reducción, reduciendo	Reducera
<b>Reduction</b>	Reducción	Reducering
<b>Reel</b>	Carrete	Hjul
<b>Refer</b>	Ver	Referera
<b>Refill</b>	Rellenar	Återfylla
<b>Regulator</b>	Regulador	Regulator
<b>Related</b>	Relacionado	Besläktad
<b>Relay</b>	Relé	Relä
<b>Release</b>	Liberación	Lösgöra
<b>Relief Valve</b>	Válvula de descarga	Övertrycksventil
<b>Remote</b>	Remoto	Mottagare
<b>Repair</b>	Reparar	Reparera
<b>Replacement</b>	Sustitución	Ersätta
<b>Resister</b>	Registrar, registro	Motstånd
<b>Restrictor</b>	Estrangulador	Strypning
<b>Retainer</b>	Fiador	Förskottshyra
<b>Retaining</b>	Retención	
<b>Return</b>	Retorno	Återvända
<b>Reverse</b>	Inverso	Backa
<b>Reversing</b>	Inversión	Backa
<b>Right</b>	Derecha	Höger
<b>Right Hand Drive (RHD)</b>	Conducción por la derecha (RHD)	Högerstyrd
<b>Rim</b>	Llanta	Kant/fals
<b>Ring</b>	Anillo	Ring
<b>Road</b>	Carretera	Väg
<b>Rod</b>	Varilla	Rulle
<b>Rolling</b>	Rodamiento	Rullande
<b>Rotary</b>	Giratorio, rotativo	Roterande
<b>Rotate</b>	Girar	Rotera



<b>Rotating</b>	Giratorio, rotativo	Rotera
<b>Rotation</b>	Giro	Rotation
<b>Rubber</b>	Goma	Gummi
<b>S</b>		
<b>Safety</b>	Seguridad	Säkerhet
<b>Scraper</b>	Escariador	Skrapa
<b>Screen</b>	Filtro, pantalla	Galler
<b>Screw</b>	Tornillo	Skruv
<b>csk hd (counter-sunk head)</b>	Cab. avell. (cabeza avellanada)	
<b>Hex hd (hexagonal head)</b>	Cab. hexag. (cabeza hexagonal)	Skruv sexkant
<b>skt hd (socket head)</b>	Cab. hueca (cabeza hueca)	Skruv (fösänkt)
<b>Seal</b>	Junta	Tätning
<b>Sealant</b>	Sellante	Flytande tätningmedel
<b>Sealing</b>	Sellado	Täta
<b>Seat</b>	Asiento	Säte
<b>Securing</b>	Fijación	Säkra
<b>Selector Shaft</b>	Eje selector	Väljaraxel
<b>Self Tapping</b>	Aterrajado automático	Självdränerande
<b>Sender</b>	Conmutador selector	Sändare
<b>Sensor</b>	Sensor	Sensor
<b>Separation</b>	Separación	Separerat
<b>Serial</b>	Serie	Serie
<b>Service Exchange (S/EX)</b>	Intercambio de servicio	Utbytesdel
<b>Setscrew</b>	Tornillo de fijación	Sättskruv
<b>Shaft</b>	Eje	Skaft
<b>Shells</b>	Cuerpos	Snäckor
<b>Shield</b>	Protector	Skjöld
<b>Shim</b>	Suplemento	Shims
<b>Shock Absorber</b>	Amortiguador	Stötdämpare
<b>Shoe</b>	Zapata	Sko
<b>Short</b>	Corto	Kort
<b>Shovel</b>	Pala	Skyffel
<b>Side Access Door</b>	Puerta de acceso lateral	Sidodörr
<b>Sight</b>	Vista	Sikt
<b>Silencer</b>	Silenciador	Ljuddämpare
<b>Silicon</b>	Silicona	Silikon
<b>Single</b>	Único, sencillo	Enkel





<b>Skirt</b>	Faldón	Kjol
<b>Slate</b>	Pizarra	
<b>Sleeve</b>	Manguito	Muff
<b>Slew</b>	Pivotar	Svänga/slira
<b>Slewing</b>	Pivotaje	Svängande/slirande
<b>Sliding</b>	Deslizamiento	Glidande
<b>Slotted</b>	Ranurado	Spräckt
<b>Small</b>	Pequeño	Liten
<b>Socket</b>	Casquillo	Socket
<b>Solenoid</b>	Solenoide	Solenoid
<b>Spacer</b>	Separador	Distans
<b>Spare</b>	Repuesto	Reserv
<b>Speakers</b>	Altavoces	Högtalare
<b>Special</b>	Especial	Special
<b>Speed</b>	Velocidad	Fart
<b>Spherical</b>	Esférico	Klotformig
<b>Spigot</b>	Espiga	Rör
<b>Spindle</b>	Husillo	Spindel
<b>Splined</b>	Acanalado	Flisad/splittrad
<b>Splinter</b>	Partícula	Skärva/splitter
<b>Split Pin</b>	Chaveta hendida	Låspinne
<b>Splitter</b>	Separador	Fördelare
<b>Spray</b>	Pulverizador, rociador	Spaya
<b>Spring</b>	Muelle	Fjäder
<b>Stabiliser</b>	Estabilizador	Stabiliserare
<b>Stabilising</b>	Estabilización	Stabilisera
<b>Stack</b>	Pila	Fullpropad med
<b>Standard</b>	Estándar	Standard
<b>Standpipe</b>	Tubo vertical	Vattenpost
<b>Starter</b>	Motor de arranque	Startmotor
<b>Steel</b>	Acero	Stål
<b>Steering</b>	Dirección	Styrning
<b>Stem</b>	Vástago	Stoppa
<b>Stiffener</b>	Contrafuerte, larguero	Förtjockare
<b>Stop</b>	Parar	Stopp
<b>Storage</b>	Almacenamiento	Lagra
<b>Stowage</b>	Estiba	Stuvningsutrymme
<b>Straight</b>	Recto	Rakt
<b>Strap</b>	Tira de sujeción	Sätta fast



<b>Strip</b>	Banda	Ta bort
<b>Strut</b>	Puntal	Balk/stötta
<b>Stub</b>	Tope	Stump/talong
<b>Stud</b>	Espárrago	
<b>Studded</b>	Con pasador	
<b>Studding</b>	Pasante	
<b>Sub Frame</b>	Bastidor auxiliar	Underram
<b>Suction Box</b>	Caja de succión	
<b>Suction Fan</b>	Ventilador de succión	Sugfläkt(turbin)
<b>Suction Nozzle</b>	Boquilla de succión	Sugmunstycke
<b>Sump</b>	Sumidero	Oljetråg
<b>Supply</b>	Suministro	Förse
<b>Support</b>	Asistencia, soporte	Stödja
<b>Suppression</b>	Supresión	Undertryck
<b>Suspension</b>	Suspensión	Fjädring
<b>Sweep</b>	Barrido	Sopa
<b>Sweeping</b>	Barrido, barriendo	Sopa
<b>Swing</b>	Oscilación	Svänga
<b>Switch</b>	Interruptor	Brytare
<b>Switches</b>	Interruptores	Brytare
<b>Swivel</b>	Giratorio	Svängbar
<b>System</b>	Sistema	System

**T**

<b>Tab Washer</b>	Arandela con lengüeta	
<b>Tachograph</b>	Tacógrafo	Färdskrivare
<b>Tachometer</b>	Tacómetro	Hastighetsmätare
<b>Tandem</b>	Tándem	Tandem
<b>Tank</b>	Tanque	Tank
<b>Tapered</b>	Cónico	Avsmalnande
<b>Taper Lock</b>	Cierre cónico	Plugg
<b>Tee Key</b>	Llave en T	Gren
<b>Temperature (Temp)</b>	Temperatura (Temp.)	Temperatur
<b>Template</b>	Plantilla	Mall
<b>Tensioner</b>	Tensor	Sträckare
<b>Terminal</b>	Terminal	Terminal
<b>Test</b>	Prueba	Test
<b>Thermostat</b>	Termostato	Termostat
<b>Thick</b>	Espeso	Tjock
<b>Thimble</b>	Dedal	Fingerborg



<b>Thin</b>	Delgado	Smal
<b>Throttle</b>	Regulador de gases	Trottlet
<b>Thrust</b>	Empuje	Tryck
<b>Tie Rod</b>	Barra de acoplamiento transversal de la dirección	
<b>Tilt</b>	Inclinar	Tilt
<b>Tilting</b>	Inclinación	Tilta
<b>Timer</b>	Temporizador	Timer
<b>Timing</b>	Sincronización	Tids anpassa
<b>Toggle</b>	Báscula	Vippa
<b>Tool</b>	Herramienta	Verktyg
<b>Toolbox</b>	Caja de herramientas	Verktygslåda
<b>Toothed</b>	Dentado	Signalhorn
<b>Top</b>	Superior	Topp
<b>Tow</b>	Remolque	Dra / bogsera
<b>Tow Ball</b>	Bola de remolque	Dragkula
<b>Tow Bar</b>	Barra de remolque	Dragkrok
<b>Tow Point</b>	Punto de remolque	Dragpunkt
<b>Track Rod</b>	Tirante transversal	
<b>Trailer</b>	Remolque	Släp
<b>Transfer Gearbox</b>	Caja de cambios transferencial, caja transfer	Tillsattsväxellåda
<b>Transmission</b>	Transmisión	Transmission
<b>Travel</b>	Recorrido, viaje	Resa
<b>Trunking</b>	Unión	
<b>Trunnion</b>	Muñón	
<b>Tube</b>	Tubo	Rör
<b>Tubing</b>	Sistema de tuberías	Rördragning
<b>Turbocharger (Turbo)</b>	Turbocompresor (Turbo)	Turbo
<b>Twin</b>	Gemelo, bimotores	Dubbel
<b>Type</b>	Tipo	Typ
<b>Typical</b>	Típico	Typisk
<b>Tyre</b>	Neumático	Däck
<b>U</b>		
<b>Uncompressed</b>	No comprimido	Okomprimerad
<b>Underside</b>	Inferior	Undersida
<b>Universal Joint (U/J)</b>	Junta cardánica (U/J)	Knutkors



<b>Union</b>	Unión	Förena
<b>Unit</b>	Unidad	Del
<b>Un-Loader</b>	Descargador	Avlastning
<b>Up</b>	Arriba	Upp
<b>Update</b>	Actualizar	Uppdatera
<b>Usage</b>	Uso	Andvändning

**V**

<b>Valve</b>	Válvula	Ventil
<b>Variant</b>	Variante	Variant
<b>Vehicle</b>	Vehículo	Fordon
<b>Voltage</b>	Tensión	Volt

**W**

<b>Wander Hose</b>	Tubo flexible móvil	Sugslang (lövsug)
<b>Warning</b>	Advertencia	Varning
<b>Washer</b>	Arandela	Bricka
<b>Water</b>	Agua	Vatten
<b>Wear</b>	Desgaste	Slitage
<b>Weed Ripper</b>	Escardador	Ogräs
<b>Welded</b>	Soldado	Svetsad
<b>Wheel</b>	Rueda	Hjul
<b>White</b>	Blanco	Vit
<b>Wide Sweep</b>	Barrido amplio	Vals
<b>Windscreen</b>	Parabrisas	Vindruta
<b>Wiper</b>	Limpiaparabrisas	Torkare
<b>Wires</b>	Cables	Ledningar
<b>Wiring</b>	Cableado	Ledningsdragning
<b>Black, Blue, Brown, Green, Grey, Orange, Pink, Purple, Red, White Yellow</b>	Negro, Azul, Marrón, Verde, Gris, Naranja, Rosa, Púrpura, Rojo, Blanco Amarillo	Svart Blå Brun Grön Grå Orange Rosa Lila Röd Vit Gul
<b>Work Light</b>	Lámpara de trabajo	Arbetsljus

**X**

<b>Xenon</b>	Xenón	Xenon
--------------	-------	-------

**Y**



<b>Yellow</b>	Amarillo	Gul
<b>Yoke</b>	Horquilla	Sammankoppla





