

M/c Serial No.



## ILLUSTRATED PARTS CATALOGUE

### SCARAB VM MINOR CANbus

When re-ordering this document please quote the following part number:

**Manual Z032057**

Original Issue . . . . . Nov 2005

This manual is published by the Technical Publications Department of Scarab Sweepers Limited and every effort is made to ensure that the information it contains is correct at the time of publication. Due to a policy of continuous development, however, the Company reserves the right to alter the specification and to supply when so altered without reference to illustrations and descriptions in this manual.

## Scarab Sweepers Limited

**Pattenden Lane, Marden, Kent TN12 9QD, England**

Telephone: 01622 831006

Fax: 01622 832417

International: +44 1622 831006

International +44 1622 832417

**For Fast-Track Spares Fax Direct on 01622 831492**

e-mail: [scarab@scarab-sales.com](mailto:scarab@scarab-sales.com) Web site: <http://www.scarab-sweepers.com>

## SCARAB PARTS & SERVICE CONTACTS

### AUSTRALIA

Rosmech Sales & Service Pty. Ltd.  
30 Stanbel Road  
Salisbury Plains SA 5109  
Tel: +61 8 8182 7777  
Email: enquires@rosmech.co.au

### BELGIUM

MOL Cy nv  
VDK Waste Systems  
Dikstmuidesteeweg  
B-8830  
Hooglede  
Tel: +32 51 701681  
Email: info@molcy.com

### CZECH REPUBLIC

A-Tec Service s.r.o.,  
Orlovska 22, 713 00  
Ostrava  
Tel: 569 223 040 - 044  
Email: info@a-tec.cz

### FRANCE

Dominique Declercq Distribution  
Avenue d'Immercourt ZI Est  
62000 Arras  
Tel: 33 3 212 27590

### GERMANY

Terra-Trade Import/Export GmbH  
Terra-Vertrieb & Kundendienst  
West  
Kruger & Co KG  
Gewerbegebiet Nord  
Lauchaer Höhe  
D-99880 Waltershausen  
Tel: 49 3622 641

### GREECE

D F Sarantopoulos  
210 Lenorman Street  
104 43 Athens  
Tel: 30 1 51 46 411

### HUNGARY

Terra-Trade Import/Export GmbH  
Terra-Vertrieb & Kundendienst  
West  
Kruger & Co KG  
Gewerbegebiet Nord  
Lauchaer Höhe  
D-99880 Waltershausen  
Tel: 49 3622 641

### IRELAND

National Sweepers Sales & Plant  
Unit 2D, Kylemore Ind Est  
Killeen,  
Dublin 10  
Tel: 00353 1 6234354  
Email: info@nationalsweep-  
ers.com

### ISRAEL

Gad-El Ltd  
Keren Hayesod St 25.  
Kiryat-Ata 28103  
Israel  
Tel: 972 4 8728594

### ITALY

Sicas Euroclean Srl  
20089 Rozzano (ML)  
Via Silvio Pellico.2  
Milan  
Tel: 00 39 02 4895 5523  
Email: luigi.balestrini@sicas.it

### NEDERLANDS

DHM  
Houtstraat 2A  
8471 ZX Wolvega  
Tel: 31 561 611611

### NEW ZEALAND

Rosmech Sales & Service Pty. Ltd.  
30 Stanbel Road  
Salisbury Plains SA 5109  
Tel: +61 8 8182 7777  
Email: enquires@rosmech.co.au

### NORTHERN IRELAND

McCreath Taylor (NI) Ltd.  
Flush Park, Knockmore Ind. Est.  
Lisburn  
Co. Antrim BT28 2DX  
Tel: 01846 662756

### NORWAY

C. Grindvold A/S  
Ostre Aker Vei 260  
0976 Oslo  
Norway  
Tel No 47 22 82 0000

### OMAN

Alfairuz Trading & Cont. Co. llc  
PO Box 330  
Postal Code 113  
Muscat  
Tel: 968 561399  
Fax: 968 561036

### POLAND

Arcon Industrial Service Corporation  
SP Z O.O  
UL Baletowa 14, 02 - 867  
Warszawa  
Tel No: (+48-22) 648 08 10  
Email: jan.grinvold@grinvold.no

### PORTUGAL

Silvia Ltd.  
Estrada Nacional 10, km 107  
Armaz B-C  
Sesmaria Limpa (Porto Alto)  
2135-402 Samora Correia  
Tel: 00 351 263 650990

### RUSSIAN FEDERATION

Terra-Trade Import/Export GmbH  
Terra-Vertrieb & Kundendienst West  
Kruger & Co KG  
Gewerbegebiet Nord  
Lauchaer Höhe  
D-99880 Waltershausen  
Tel: 49 3622 641

### SCOTLAND

Applied Sweepers Ltd.  
Bankside, Falkirk  
FK2 7XE  
Tel: 01324 611666

### SERBIA

Farm Industries d.o.o  
Vejka Petrovica 6  
Novi sad 210000  
Tel: 00381 21 450391

### SPAIN

Piquer Maquinaria, SA  
Apartado de Correos, 3071  
04080 Almeria  
Tel: 34 950 62 50 60

### SWEDEN

REN VÅG AB  
Gronbogartan 2  
50468 Boras  
Tel: 46 33 106460  
Email: info@renvag.nu

### TAIWAN

Heising Enterprise & Trading Co  
Ltd  
No 186 Nanking East Road  
Sec 4 Tapei 105  
(P.O Box 36-113)  
Tel: 225 789818

### TURKEY

Tatmak  
Istanbul Cad  
No 8a Gokturk  
Kemerburgaz  
Istanbul  
Tel: 0092 12322 1200  
Email: reraslan@tatmak.com

### UKRAINE

Wordteks  
22A Geroev Stalingrada Street  
18016 Cherkassy  
Ukraine  
Tel: +38 (0472) 323644  
Email: wordteks@neocm.com

### UK (Northern England)

Londonderry Garage Ltd.  
Londonderry, Northallerton  
North Yorkshire DL7 9NB  
Tel: 01677 424627 / 422185

### UK (England & Wales)

Scarab Sweepers Ltd.  
Pattenden Lane  
Marden  
Kent TN12 9QD  
Tel: 01622 831006  
Email: scarab@scarab-sales.com

### UNITED ARAB EMIRATES

Matrix  
PO Box 7674  
Abu Dhabi  
UAE  
Tel: 971 2554 6070

## IMPORTANT NOTICE TO USERS

It is imperative that the correct model is **FULLY** identified when procuring replacement parts for your Scarab Sweeper. To avoid unnecessary confusion and delays caused by incorrectly ordered parts, please refer to the Vehicle Serial Number Plate and take note of the vehicle's number.

**NOTE:**

The Serial Number Plate is located at the rear of the driver's cab, low down on the right hand side.

The example shown here is for guidance only.



This information **MUST** accompany **EVERY** parts order to ensure that the correct parts are supplied.

## AMENDMENT RECORD

To record an amendment to the manual, enter the number of the amendment leaflet and the date of incorporation on this card. It is advisable to annotate each amendment with the Amendment Instruction (AI) number to avoid confusion when successive amendments to the same section are issued.

Pour enregistrer une modification apportée au manuel, inscrire sur cette feuille le numéro de la fiche de modification et la date de l'insertion, Il y a lieu de marquer chaque modification du numéro de la fiche pour éviter toute confusion lors de l'émission de modifications consécutives portant sur une même rubrique.

Um eine Abänderung in diesem Handbuch zu registrieren, soll man die Nummer des Abänderungsblattes und Datum dessen Eingliederung auf dieser Karte eintragen. Es ist ratsam, dass jede Abänderung mit der Blattnummer gekennzeichnet wird, so dass keine Verwechslung eintreten kann, wenn weitere Abänderungen des selbel Teils herausgegeben werden.

Para registrar una modificación del manual, anótese el número de la hoja de modificación y la fecha de incorporación en esta tarjeta. Es conveniente anotar las modificaciones con el número de la hoja para evitar confusiones cuando se publiquen modificaciones sucesivas de la misma sección.

Per annotare le modifiche a manuale, registrare il numero dell' opuscolo modificato e la data d' incororazione, su questa scheda. Annotare cascuna modifica con il numero dell' opuscolo per evitare confusione, in caso di modifiche successive alla stessa sezione.

|  | Date Incorporated | Actioned By | Pages Affected By Amendment |
|--|-------------------|-------------|-----------------------------|
|  |                   |             |                             |
|  |                   |             |                             |
|  |                   |             |                             |
|  |                   |             |                             |
|  |                   |             |                             |
|  |                   |             |                             |
|  |                   |             |                             |
|  |                   |             |                             |
|  |                   |             |                             |
|  |                   |             |                             |
|  |                   |             |                             |
|  |                   |             |                             |
|  |                   |             |                             |
|  |                   |             |                             |
|  |                   |             |                             |
|  |                   |             |                             |
|  |                   |             |                             |
|  |                   |             |                             |
|  |                   |             |                             |
|  |                   |             |                             |
|  |                   |             |                             |



# HOW TO USE THIS ILLUSTRATED PARTS CATALOGUE

## INTRODUCTION

This Illustrated Parts Catalogue has been organised to facilitate ease of use when identifying and procuring replacement parts for the Scarab VM Minor Hydrostatic Sweeper (CANbus). The information content has been arranged in a logical manner by creating a number of separate sections, each dealing with a specific aspect or sub-system of the machine. Each section is a self-contained sub-division of the manual, complete with its own table of contents. Where relevant, cross-references from one section to another have been included to enable the user to quickly navigate to the information that gives the required level of detail; for example, the hydraulic traction pump and motor are called up in Section B - Hydrostatic Drive System because they are a part of that system, but for details of internal components and replacement parts the reader is directed by appropriate cross-references, to Section F - Hydraulic System and Equipment. In support of the sections detailing the main sub-systems are two indexes (alphabetical and numerical) and these can be used to identify the correct location/items in the manual when either the part number or the parent assembly are unknown. These should be used as follows:

## WHEN THE PART NUMBER IS KNOWN

When a component's or an assembly's part number is known but the parent assembly is not known, refer to the Index Card at the front of this manual to locate the Numerical Index. Turn to the index and find the part number in the index listing. Note the section and page number(s) and then turn to the appropriate section/page(s). Scan the parts list on the relevant page(s) to locate the part number in question noting its item reference number (this is the number in the left hand column) and its quantity as required. Next, refer to the accompanying illustration and identify the item reference number and the component to which it refers.

## WHEN THE PART NUMBER IS NOT KNOWN

Two methods are available for locating and identifying a component or an assembly when its part number is not known. Firstly, refer to the Index Card at the front of this manual, then, if the item's description is known, refer to the Alphabetical Index to locate the appropriate section/pages. Alternatively, if the machine sub-system to which the item relates is known, refer to the Index Card to locate the appropriate section. Once the correct section is identified, use its Table of Contents to identify the page(s) covering the required information. Turn to the correct page(s) and then refer to the illustration to identify the component or assembly, noting its item reference number. Next, refer to the associated parts list opposite and locate the item reference number identified by the illustration, noting the item's part number, quantity and description as required.

## USING THE PARTS LISTS

The breakdown structure within each parts list reflects the inter-relationship of the various components in what is, loosely, an assembly/disassembly order, however, it must be stressed that this is not necessarily a true reflection of factory assembly/disassembly procedures, but is used to show logical groups of components. The order of information (L to R) is: Item/Part No./Quantity/Description.

The first item on a parts list (the main assembly in question) is always shown in bold uppercase, thus:

|               |          |                                 |
|---------------|----------|---------------------------------|
| <b>065432</b> | <b>1</b> | <b>DESCRIPTION OF MAIN ASSY</b> |
|---------------|----------|---------------------------------|

The succeeding parts generally fall into two categories, namely attaching parts i.e. bolts, screws, nuts, washers etc. or breakdown parts i.e. sub assemblies and/or piece parts.

Attaching parts always immediately follow the assembly, sub-assembly or piece part to which they relate and are indented, for example:

|        |               |          |                                  |
|--------|---------------|----------|----------------------------------|
|        | <b>065432</b> | <b>1</b> | <b>DESCRIPTION OF MAIN ASSY</b>  |
| 012345 | 4             | .        | Screw, hex hd, M25 x 100 mm long |
| 012346 | 4             | .        | Nut, hex, Nyloc, M12             |

The breakdown parts are then listed as described earlier in this paragraph with each successive level being indented from its own parent level (as in the foregoing example, attaching parts are listed first), as follows:

# HOW TO USE THIS ILLUSTRATED PARTS CATALOGUE

## USING THE PARTS LISTS (*Continued*)

|   | 065432 | 1 | DESCRIPTION OF MAIN ASSY             |
|---|--------|---|--------------------------------------|
|   | 012345 | 4 | . Screw, hex hd, M25 x 100 mm long   |
|   | 012346 | 4 | . Nut, hex, Nyloc, M12               |
| 1 | 064321 | 1 | . Sub-Assy 1 of Main Assy            |
|   | 012356 | 2 | . . Screw, skt hd, M6 x 30 mm long   |
|   | 012344 | 2 | . . Washer, plain, 6 mm              |
|   | 012355 | 2 | . . Nut, hex, Nyloc, M6              |
| 2 | 045678 | 1 | . . Sub-Sub-Assy 1 of Sub-Assy 1     |
| 3 | 032145 | 1 | . . . Piece part 1 of Sub-Sub-Assy 1 |
| 4 | 032146 | 1 | . . . Piece part 2 of Sub-Sub-Assy 1 |
| 5 | 032187 | 1 | . . . Piece part 3 of Sub-Sub-Assy 1 |
| 6 | 045678 | 1 | . . Sub-Sub-Assy 2 of Sub-Assy 1     |
| 7 | 032142 | 1 | . . . Piece part 1 of Sub-Sub-Assy 2 |
| 8 | 032149 | 1 | . . . Piece part 2 of Sub-Sub-Assy 2 |
| 9 | 064321 | 1 | . Sub-Assy 2 of Main Assy            |
|   | 012356 | 2 | . . Screw, skt hd, M6 x 30 mm long   |
|   | 012344 | 2 | . . Washer, plain, 6 mm              |
|   | 012355 | 2 | . . Nut, hex, Nyloc, M6etc.          |

As the parts list develops it can be seen how the individual items comprising the Main Assembly are related and how this relationship is shown by indenting. In some cases these might be actual factory sub-assemblies but they could equally be no more than logical groupings of items that are related to one another, such as a gearbox shaft, the gears that fit on that shaft and the bearings that the shaft runs in.

## ITEM REFERENCE NUMBERS

Item reference numbers are used to cross-refer items from the parts lists to their associated illustrations and vice-versa. Normally, all items other than attaching parts are given a number, however, there are two exceptions:

Attaching parts that are not standard items e.g. a special screw, are given an item reference number.

Items that are not illustrated for a particular reason, e.g. where one half of a handed assembly is already illustrated, or where illustration of that item is superfluous, are listed as not illustrated (NI).

## OPERATOR'S ROUTINE MAINTENANCE SCHEDULE



### WARNING:

**ALWAYS REFER TO THE APPROPRIATE SECTION OF THE OPERATOR'S MANUAL FOR INSTRUCTIONS OBSERVING ALL WARNINGS & CAUTIONS. FAILURE TO COMPLY COULD RESULT IN SERIOUS INJURY.**

| MAINTENANCE PROCEDURE  | DAILY CHECKS |       | WEEKLY CHECKS | MONTHLY CHECKS |
|--|--------------|-------|---------------|----------------|
|  | BEFORE       | AFTER |               |                |
| Check vehicle / body for safety: All lighting equipment, Tyres, Fuel, ALL Lubricant, Coolant, Fluid & Water levels   | ✓            | ✗     | ✗             | ✓              |
| Check hydraulic oil level and inspect vehicle for signs of hydraulic leaks. Check oil cooler and radiator are clean  | ✓            | ✗     | ✗             | ✓              |
| If vehicle not previously used by YOU, check suction fan is clean. Rectify as required   | ✓            | ✗     | ✗             | ✓              |
| Check brushes/skirts for wear. Remove any entangled items, e.g. lengths of string  | ✓            | ✗     | ✗             | ✓              |
| Check suction nozzle/flaps for damage/correct ground clearance. Wrong setting will impair suction performance  | ✓            | ✗     | ✗             | ✓              |
| Check all equipment is stowed & brushes have been raised   | ✓            | ✗     | ✗             | ✓              |
| Check water spray jets for blockages   | ✓            | ✗     | ✗             | ✓              |
| Wash vehicle, particularly hopper screens & area above. Leave hopper door partially open, allowing air to circulate. Don't direct high-pressure water at electrical connections. | ✗            | ✓     | ✗             | ✓              |
| Wash suction fan thoroughly, using scraper provided and high-pressure jetting lance  | ✗            | ✓     | ✓             | ✓              |
| Carry out a thorough inspection of the fan assembly to verify that it is in good condition   | ✗            | ✗     | ✗             | ✓              |
| Wash oil cooler, ensuring that the fins are clean  | ✗            | ✓     | ✗             | ✓              |
| Wash the radiator, ensuring that the fins are clean  | ✗            | ✓     | ✗             | ✓              |
| Lubricate as appropriate, brush links, pivots & nozzle wheels  | ✗            | ✓     | ✗             | ✓              |
| Remove and clean the water strainer elements   | ✗            | ✓     | ✗             | ✓              |
| Grease prop. shaft and check for wear on U/J's   | ✗            | ✗     | ✓             | ✓              |
| Check machine for wear/damage. Rectify as required   | ✗            | ✗     | ✗             | ✓              |
| Raise/prop hopper. Run fan/brushes (normal speed). Check oil tank return filter gauge (if fitted), if in RED zone, replace element   | ✗            | ✗     | ✗             | ✓              |
| Check for wear in suction tubes and deflectors   | ✗            | ✗     | ✗             | ✓              |
| Check seals on hopper-door, side-hatches, suction-tubes  | ✗            | ✗     | ✗             | ✓              |
| Check hopper and subframe-to-chassis mounting points   | ✗            | ✗     | ✗             | ✓              |
| Check wiring and hoses for security of attachment and for signs of chafing. Rectify as necessary   | ✗            | ✗     | ✗             | ✓              |
| Check oil level in high-pressure pump, top up as necessary   | ✗            | ✗     | ✗             | ✓              |
| Clean air cleaner (more often in dusty conditions)   | ✗            | ✗     | ✗             | ✓              |

### In Frosty Weather

1. Drain the water tank (a drain tap is fitted to the underside of the tank).
2. Open the drain taps on each water pump.

### CAUTION

**Do not, under any circumstances, operate the high pressure pump without water.**

3. Switch on the water sprays and run low pressure pump until dry.
4. Remove the water-strainer elements.



## SERVICE FITTER'S MAINTENANCE SCHEDULE

| ITEM No. | WORK TO BE CARRIED OUT EVERY:  | 1st 50 Hrs | 300 Hrs | 1800 Hrs |
|----------|--|------------|---------|----------|
| 1        | Change engine oil and oil filter   | ✓          | ✓       | ✓        |
| 2        | Replace fuel filter and clean bowl   | ✓          | ✓       | ✓        |
| 3        | Check condition and tension of V-belts   | ✓          | ✓       | ✓        |
| 4        | Clean air filter pre-cleaner   | ✓          | ✓       | ✓        |
| 5        | Replace air cleaner safety element   | ✗          | ✗       | ✓        |
| 6        | Replace air filter element   | ✓          | ✓       | ✓        |
| 7        | Check fuel pump filter   | ✗          | ✓       | ✓        |
| 8        | Check engine for oil, fuel and coolant leaks                                     | ✓          | ✓       | ✓        |
| 9        | Check torque tightness of wheel nuts   | ✓          | ✓       | ✓        |
| 10       | Check torque tightness of axle U-bolts   | ✓          | ✓       | ✓        |
| 11       | Check tyre condition and pressures   | ✓          | ✓       | ✓        |
| 12       | Check windscreen wiper and washer operation                                      | ✓          | ✓       | ✓        |
| 13       | Check operation of all warning instruments/lamps                                 | ✓          | ✓       | ✓        |
| 14       | Check operation of all lighting equipment  | ✓          | ✓       | ✓        |
| 15       | Check brake linings and related equipment  | ✗          | ✓       | ✓        |
| 16       | Adjust brakes (inc. handbrake) as necessary                                      | ✓          | ✓       | ✓        |
| 17       | Check wheel bearings and adjust as necessary                                     | ✓          | ✓       | ✓        |
| 18       | Check king pins  | ✓          | ✓       | ✓        |
| 19       | Check brake fluid level  | ✓          | ✓       | ✓        |
| 20       | Clean radiator & oil cooler cores  | ✓          | ✓       | ✓        |
| 21       | Check engine coolant level   | ✓          | ✓       | ✓        |
| 22       | Change oil in rear axle  | ✓          | ✗       | ✓        |
| 23       | Check level of rear axle oil   | ✗          | ✓       | ✗        |
| 24       | Check level of battery electrolyte   | ✓          | ✓       | ✓        |
| 25       | Check level of windscreen washer fluid   | ✓          | ✓       | ✓        |
| 26       | Check security of drive flanges and condition of U/Js                            | ✓          | ✓       | ✓        |
| 27       | Check & grease prop shaft, steering, front axle & springs                        | ✓          | ✓       | ✓        |
| 28       | Lubricate all linkages   | ✗          | ✓       | ✓        |
| 29       | Check doors, hinges and locks  | ✓          | ✓       | ✓        |
| 30       | Check condition of cab mountings, lock & safety catch                            | ✗          | ✓       | ✓        |
| 31       | Check chassis for cracks, damage & corrosion                                     | ✓          | ✗       | ✓        |
| 32       | Check steering-stop adjustment   | ✗          | ✓       | ✓        |
| 33       | Check condition of vehicle (use safety check schedule)                           | ✓          | ✓       | ✓        |
| 34       | Check hydraulic system for leaks   | ✓          | ✓       | ✓        |
| 35       | Renew hydraulic return filter  | ✓          | ✗       | ✓        |
| 36       | Check gauge on hydraulic return filter, if fitted, (replace filter if necessary) | ✗          | ✓       | ✗        |
| 37       | Replace hydrostatic drive pressure filter  | ✓          | ✗       | ✓        |
| 38       | Inspect suction filter in oil tank (replace if necessary)                        | ✗          | ✗       | ✓        |
| 39       | Change hydraulic oil   | ✗          | ✗       | ✓        |
| 40       | Check level of hydraulic oil   | ✓          | ✓       | ✗        |
| 41       | Remove debris from sweeping equipment  | ✓          | ✓       | ✓        |
| 42       | Check sweeping equipment for wear and damage                                     | ✓          | ✓       | ✓        |
| 43       | Lubricate sweeping equipment   | ✓          | ✓       | ✓        |
| 44       | Check nozzle wheels and nozzle flap condition/settings                           | ✓          | ✓       | ✓        |

## SERVICE FITTER'S MAINTENANCE SCHEDULE

| ITEM No. | WORK TO BE CARRIED OUT EVERY:  | 1st 50 Hrs | 300 Hrs | 1800 Hrs |
|----------|--|------------|---------|----------|
| 45       | Check sweeping equipment 'lift-in-reverse' function  | ✓          | ✓       | ✓        |
| 46       | Check cleanliness and condition of hopper screens  | ✓          | ✓       | ✓        |
| 47       | Check suction fan and clean as necessary   | ✓          | ✓       | ✓        |
| 48       | Check hydraulic oil cooler (clean if necessary)  | ✓          | ✓       | ✓        |
| 49       | Check suction fan speed  | ✓          | ✓       | ✓        |
| 50       | Check water filters  | ✓          | ✓       | ✓        |
| 51       | Check operation of all water spray jets  | ✓          | ✓       | ✓        |
| 52       | Check all hopper suction seals   | ✓          | ✓       | ✓        |
| 53       | Check correct closure of rear door (adjust if necessary)   | ✓          | ✓       | ✓        |
| 54       | Check oil level in high-pressure water pump  | ✓          | ✓       | ✗        |
| 55       | Change oil in high-pressure water pump (increase frequency of checks if usage is higher than normal) | ✗          | ✗       | ✓        |
| 56       | Road-test vehicle & verify ALL services function correctly   | ✓          | ✓       | ✓        |

### NOTE:

The foregoing are general recommendations only. Actual requirements will vary according to territory/conditions and vehicle usage. If in doubt, please contact your nearest Scarab agent.

## MANUAL GREASE POINT LOCATIONS

| COMPONENT / ASSEMBLY                   | NUMBER OF GREASE POINTS |
|--|-------------------------|
| LEFT HAND SIDE BRUSH ASSEMBLY          | 3                       |
| RIGHT HAND SIDE BRUSH ASSEMBLY         | 3                       |
| SWING-OUT FRONT BRUSH ASSEMBLY         | 3                       |
| NON SWING-OUT FRONT BRUSH ASSEMBLY     | 3                       |
| LEFT HAND SUCTION BOX ASSEMBLY         | 2                       |
| RIGHT HAND SUCTION BOX ASSEMBLY        | 2                       |
| WIDE SWEEP ASSEMBLY                    | 1                       |
| PROPSHAFT                              | 3                       |
| STREETWASH SPRAY BAR OPTION            | 3                       |
| KING PINS (PER SIDE)                   | 2                       |
| LEFT HAND AUTOMATIC BLANKING ASSEMBLY* | 1                       |
| RIGHT HAND AUTO BLANKING ASSEMBLY*     | 1                       |

\* Dual Sweep Machines Only

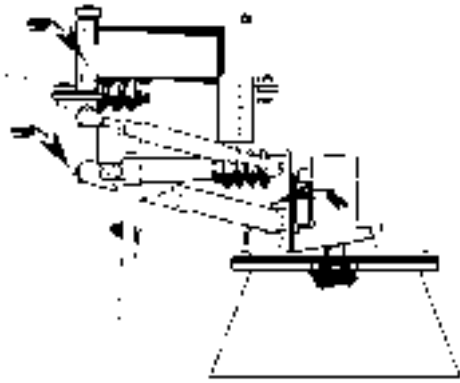
## RECOMMENDED LUBRICANTS & FLUIDS

| COMPONENT      | SPECIFICATION   | SCARAB PART NO.  | FILLING CAPACITY                |
|----------------|---|------------------|---------------------------------|
| VM ENGINE      | -30°C to +30°C SAE 5W/30, 10W/50, 10W/60<br>-30°C to +15°C SAE 5W30/, 5W/40<br>-15°C to +15°C SAE 10W/30, 10W/40<br>-15°C to ABOVE +40°C SAE 15W/40, 15W/50, 20W/40, 20W/50 | 005001 (5 litre) | 5 litre                         |
| COOLING SYSTEM | Water/Anti-freeze to suit conditions  | 005000 (5 litre) | 10 litres                       |
| POWER STEERING | see Hydraulic Tank  |                  | N/A                             |
| HYDRAULIC TANK | HLP32 Hydraulic Oil   | 005005 (5 litre) | 15 Litres                       |
| GREASE POINTS  | Lithium Grease N.L.G.I. No. 2   | 005007 (400 g)   | Refer to the Maintenance Sched. |
| WHEEL BEARINGS | Lithium Grease N.L.G.I. No. 2   | 005007 (400 g)   |                                 |
| REAR AXLE      | SAE 90 EP Hypoid Gear Oil   |                  | 1.7 litres                      |
| BRAKE SYSTEM   | Brake Fluid to DOT 4  | 005004 (1 litre) | 0.7 litres                      |
| H-P WATER PUMP | Motor Oil SAE 20W/30 or 20W/40  | 005001 (5 litre) | 0.55 litres                     |

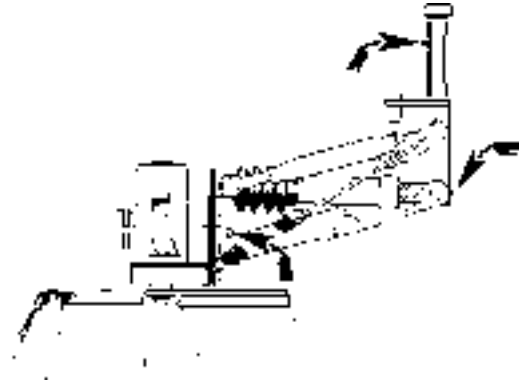
### NOTE:

If you have any concerns regarding the foregoing information, please contact the Service Department at Scarab Sweepers Limited, for further advice.

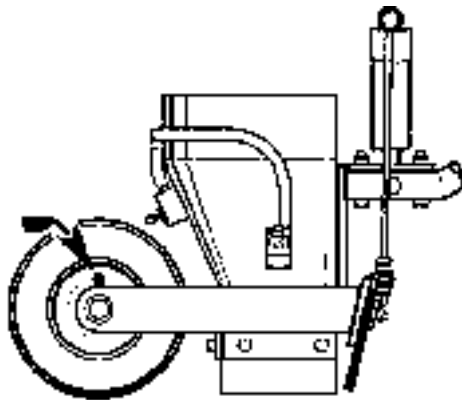
# MANUAL GREASE POINT LOCATIONS



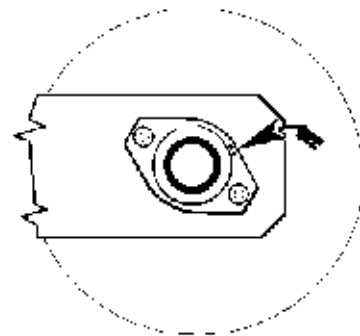
**SIDE BRUSH ASSEMBLY**



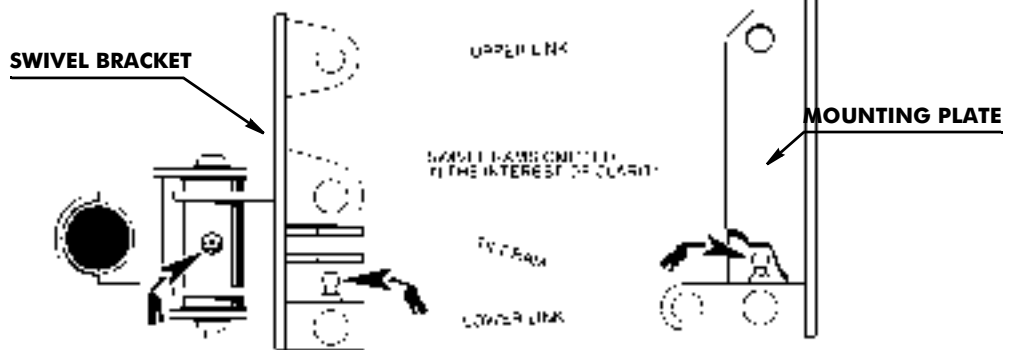
**FRONT BRUSH ASSEMBLY**



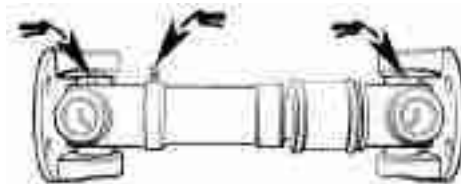
**SUCTION NOZZLE ASSEMBLY**



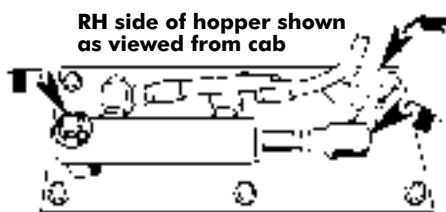
**WIDE SWEEP ASSEMBLY**



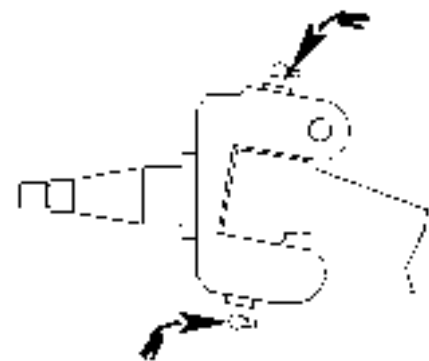
**STREETWASH CONVERSION SPRAY-BAR**



**PROP SHAFT**



**HOPPER AUTO-BLANKING MECHANISM**



**KING PINS**

Continued..

## WARRANTY STATEMENT

1. Scarab Sweepers Limited (hereinafter referred to as the Company) warrants that (subject to the other provisions of the published Terms and Conditions of Sale - available upon request) upon delivery and for a period of 12 months from the date of actual delivery, or 2,000 running hours from the date of actual delivery whichever is sooner, the Goods correspond with their specification at the time of delivery, and will be free from defects in materials and workmanship.
2. The Company does not warrant the condition or quality of any used Goods supplied to the Customer, or other truck manufacturers' chassis cab content or to the engine fitted in the Scarab Minor Sweeper or to any other component not manufactured by the Company and any such warranty claims must be submitted to the manufacturer of that component, or their locally appointed agent.
3. The Company shall not be liable for a breach of any of the warranties in condition 1 unless the Customer gives written notice of the defect to the Company, and (if the defect is as a result of damage in transit) to the carrier, within 7 days of the time when the Customer discovers or ought to have discovered the defect.
4. The Company shall not be liable for a breach of any of the warranties in condition 1 if the Customer makes any further use of such Goods after giving such notice, the defect arises because the Customer failed to follow the Company's oral or written instructions as to the storage, installation, commissioning, use or maintenance of the Goods or (if there are none) good trade practice, or the Customer alters or repairs such Goods without the written consent of the Company, or uses non genuine parts to effect a repair.
5. The following consumable items listed are excluded from the Company warranty:
  - all fuel oils,
  - antifreeze,
  - all brush link pivots and bushes,
  - wander hoses, suction nozzles,
  - body inlet ducts, wearing plates,
  - high pressure water pump piston seals and valves,
  - door seals,
  - inlet seals,
  - batteries,
  - tyres,
  - all brushes,
  - lift cables,
  - rubber skirts,
  - suction nozzle wheels,
  - flap trunking,
  - deflectors,
  - screens flaps or blanking plates,
  - water pump diaphragm valves and water jets,
  - all filter strainers and elements,
  - windows,
  - glass mirrors,
  - light bulbs,
  - fuses,
  - brake lining pads,
  - auxiliary drive belts and any other part normally regarded as consumable.
6. Any parts replaced under the terms of this warranty will be covered by the unexpired portion of this warranty.
7. Subject to conditions 3 and 4, if any of the Goods do not conform with any of the warranties in condition 1 the Company shall at its option repair or replace such Goods (or the defective part) or refund the price of such Goods at the pro rata Contract rate provided that, if the Company so requests, the Customer shall, at the Customer's expense, remove the defective Goods or part of such Goods and return the Goods or the part of such Goods which is defective to the Company. Parts replaced under warranty will be delivered by the Company FOB port of exportation.
8. If the Company complies with the terms contained in this statement it shall have no further liability for a breach of any of the warranties in condition 1 in respect of such Goods.
9. No representative or agent of Scarab Sweepers Limited has the authority to add or to vary these Warranty Conditions except with the Company's official confirmation in writing from Scarab Sweepers Limited, head office in Marden Kent, England. 1.Scarab Sweepers Limited (Hereinafter referred to as The Company) subject to Conditions 2 - 6 below warrants that any new Goods supplied to the Customer under the Contract [will correspond with their specification at the time of delivery and] will be free from defects in materials and workmanship for a period of [twelve] months from the date of actual delivery or [2,000] running hours from the date of actual delivery whichever is the sooner The Company does not warrant the condition or quality of any used Goods supplied to the Customer.

For further information, please refer to the Company's Terms and Conditions of Sale. In the event of conflict between this Warranty Statement and the Company's Terms and Conditions of Sale the latter will prevail.

# SAFETY FIRST

**IN THE INTERESTS OF YOUR HEALTH AND SAFETY, IT IS IMPORTANT THAT THE FOLLOWING POINTS ARE OBSERVED AT ALL TIMES:**

- **BEFORE DRIVING THE MACHINE CHECK THAT THE CAB SAFETY LOCK IS PROPERLY ENGAGED IN THE LOCKED POSITION.**
- **DO NOT DRIVE THE VEHICLE WITH THE HOPPER IN THE RAISED POSITION, EVEN IF THE HOPPER IS EMPTY.**
- **BEFORE DRIVING THE VEHICLE ENSURE THAT ALL RELEVANT VEHICLE CHECKS HAVE BEEN CARRIED OUT, THAT ALL EQUIPMENT IS STOWED AND THAT THE BRUSHES HAVE BEEN RAISED.**
- **ALWAYS USE THE HOPPER PROP TO SUPPORT A RAISED HOPPER AND NEVER WORK UNDER A RAISED HOPPER UNLESS THE PROP IS IN POSITION.**
- **BEFORE WORKING ON THE MACHINE:  
POSITION THE VEHICLE ON FIRM, LEVEL GROUND,  
APPLY THE HANDBRAKE,  
STOP THE ENGINE,  
REMOVE THE IGNITION KEY.**
- **BEFORE OPERATING EITHER THE HOPPER-TIP CONTROLS OR REAR DOOR, ENSURE THAT THERE IS SUFFICIENT CLEARANCE AND THAT IT IS SAFE TO DO SO.**
- **EXERCISE EXTREME CARE WHEN DISCHARGING THE HOPPER. FOLLOW THE INSTRUCTIONS DETAILED IN THIS MANUAL.**
- **BEFORE STARTING THE ENGINE ENSURE THAT ALL CONTROLS ARE SWITCHED OFF AND THAT THE VEHICLE IS IN NEUTRAL.**
- **DO NOT OVERLOAD THE HOPPER.**
- **HIGH PRESSURE WATER CAN BE HAZARDOUS, ALWAYS WEAR SUITABLE EYE PROTECTION WHEN OPERATING THE HIGH-PRESSURE WATER PUMP AND WHEN USING THE LANCE. DO NOT DIRECT THE WATER JET AT OTHER PERSONS. BEWARE OF ELECTRICAL INSTALLATIONS ON PUBLIC BUILDINGS & LAMP POSTS Etc. AND ALWAYS EXERCISE EXTREME CAUTION.**

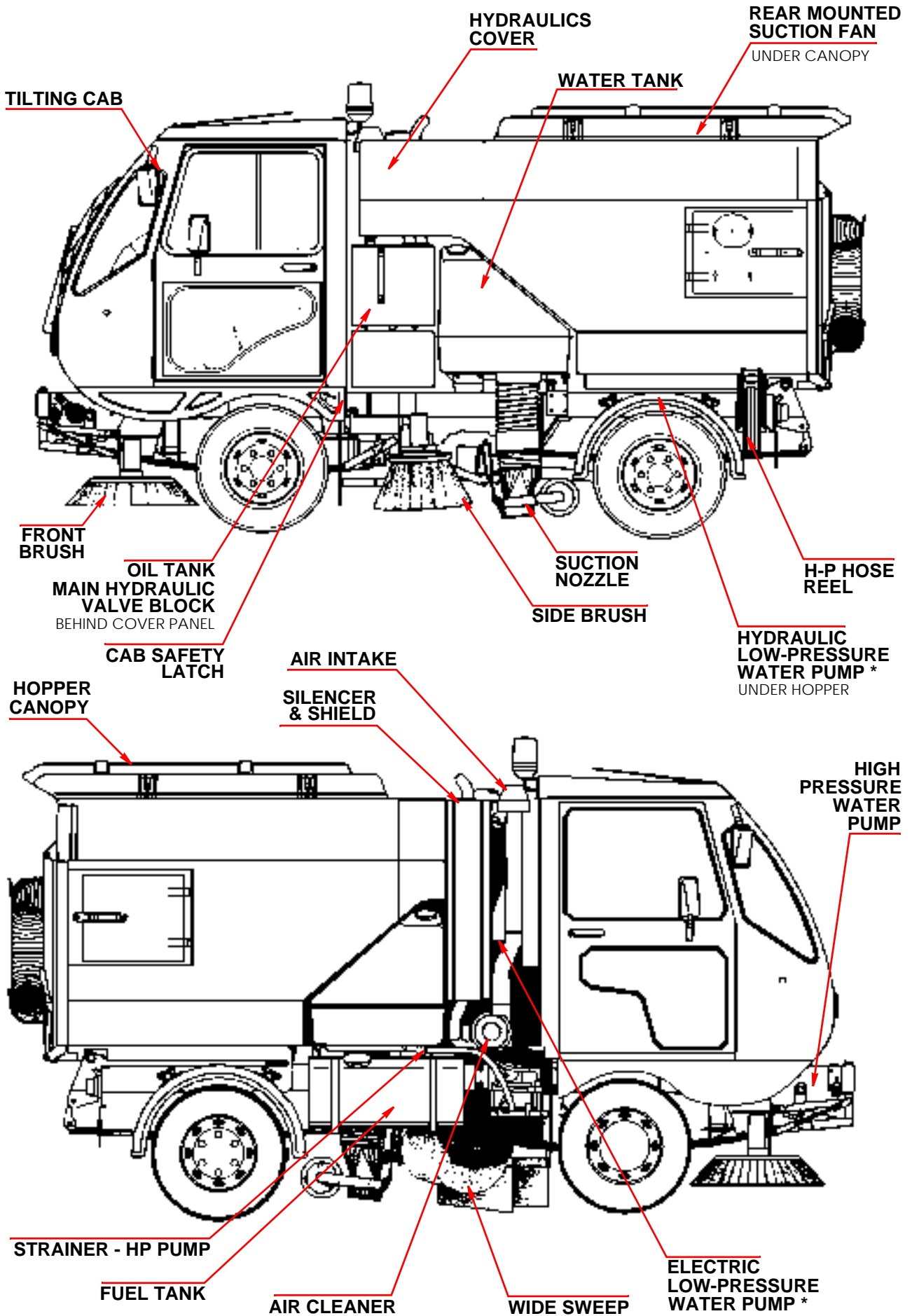
**REMEMBER, FAILURE TO COMPLY CAN RESULT IN SERIOUS INJURY.  
IF IN DOUBT, ASK!**













## VEHICLE 'BEFORE USE' CHECKS

**(All checks are visual unless otherwise stated)**

1. CHECK THAT THE HYDRAULIC OIL LEVEL IS CORRECT.
2. CHECK FOR HYDRAULIC OIL LEAKS.
3. CHECK BRUSHES AND SKIRTS FOR WEAR AND REMOVE ANY ITEMS SUCH AS STRING WHICH MIGHT HAVE BECOME ENTANGLED.
4. CHECK THAT ALL EQUIPMENT IS CORRECTLY STOWED AND THAT ALL BRUSHES ARE IN THE RAISED POSITION.
5. CHECK WATER SPRAY JETS FOR BLOCKAGES.
6. CHECK GENERAL VEHICLE CONDITION FOR SAFETY.
7. CHECK EXTERIOR LIGHTING FOR CORRECT OPERATION AND GENERAL CLEANLINESS.
8. CHECK THE FOLLOWING FLUID LEVELS AND TOP UP AS REQUIRED:
  - (A) ENGINE OIL
  - (B) ENGINE COOLANT
  - (C) WINDSCREEN WASH
  - (D) BRAKE FLUID
  - (E) FUEL
9. CHECK TYRES FOR DAMAGE AND FOR CORRECT INFLATION PRESSURES.

# SCARAB MINOR - MAIN FEATURES



|  |   |
|--|---|
| <b>ENGINE &amp; FUEL SYSTEM</b>            |    |
| <b>DRIVELINE</b>                           |    |
| <b>CHASSIS</b>                             |    |
| <b>BRAKING SYSTEM</b>                      |    |
| <b>CAB</b>                                 |    |
| <b>SWEEPING GEAR</b>                       |    |
| <b>HOPPER</b>                              |  |
| <b>WATER</b>                               |  |
| <b>HYDRAULICS</b>                          |  |
| <b>ELECTRICAL</b>                          |  |
| <b>OPTIONS</b>                             |  |
| <b>GLOSSARY / GLOSSAIRE / TERMINOLOGIA</b> |  |

**THIS PAGE INTENTIONALLY LEFT BLANK**



# ILLUSTRATED PARTS CATALOGUE

SCARAB VM MINOR - CANbus

---

## SECTION A VM ENGINE SYSTEM

### TABLE OF CONTENTS


| <i>Assembly/Description</i>                            | <i>Page</i> |
|--|-------------|
| General Arrangement . . . . .                          | 1           |
| Exhaust - Cooling - Air - General Arrangement. . . . . | 3           |
| Cylinder Head Arrangement. . . . .                     | 5           |
| Camshaft & Gears . . . . .                             | 7           |
| Power Take Off Components . . . . .                    | 7           |
| Crankshaft & Pistons . . . . .                         | 9           |
| Bottom Pulley Arrangement . . . . .                    | 11          |
| Sump Arrangement . . . . .                             | 11          |
| Water Manifold . . . . .                               | 13          |
| Water Pump. . . . .                                    | 13          |
| Exhaust & Inlet Manifold. . . . .                      | 15          |
| Oil Separator . . . . .                                | 15          |
| Turbo. . . . .   | 17          |
| Fuel Injector Pump . . . . .                           | 17          |
| Starter Motor . . . . .                                | 19          |
| Alternator. . . . .                                    | 19          |
| Fuel Filter Arrangement . . . . .                      | 21          |
| Oil Filter Arrangement . . . . .                       | 21          |
| Fuel System . . . . .                                  | 23          |



| <i>Item</i>                            | <i>Part Number</i> | <i>Quantity</i> | <i>Description</i>  |
|--|--------------------|-----------------|---|
| <b>VM ENGINE - GENERAL ARRANGEMENT</b> |                    |                 |   |
| 1                                      | 026825             | 1               | VM Engine - Euro 3 HR494 HT3                                  |
| 2                                      | 025608             | 1               | . Gasket set, full engine                                     |
| 3                                      | 014156             | 1               | . Earth Strap   |
| 4                                      | 026431             | 1               | . Engine Mount RH   |
| 5                                      | 026430             | 1               | . Engine Mount LH   |
| 6                                      | 013409             | 2               | . . Rubber Mount  |
| 7                                      | 026303             | 1               | . Dip Stick (Oil)   |
| 8                                      | 026302             | 1               | . . Tube, Dip Stick   |
| 9                                      | 026304             | 1               | . . O-Ring, Dip Stick   |
| 10                                     | 024651             | 1               | . CYLINDER HEAD..... Page A5                                  |
| 11                                     | 026307             | 1               | . . Oil cap and O-Ring  |
| 12                                     | T B D              | 1               | . WATER MANIFOLD ..... Page A13                               |
| 13                                     | 028171             | 1               | . FUEL INJECTOR..... Page A17                                 |
| 14                                     | 026298             | 1               | . ALTERNATOR ..... Page A19                                   |
| 15                                     | 024496             | 1               | . Pump, power steering  |
| 16                                     | 028172             | 1               | . TURBO ..... Page A17  |
| 17                                     | 025683             | 1               | . . Heatshield, Turbo   |
| 18                                     | 025813             | 1               | . . Bracket, heatshield, turbo                                |
| 19                                     | 024497             | 1               | . . Exhaust outlet coupling                                   |
| 20                                     | 026006             | 1               | . Flexi Pipe  |
| 21                                     | 026537             | 1               | . OIL SEPERATOR ..... Page A15                                |
| 22                                     | 025603             | 1               | . FUEL FILTER ..... Page A23                                  |
| 23                                     | 025664             | 1               | . . Bracket, Fuel filter                                      |
| 24                                     | 028173             | 1               | . WATER PUMP ..... Page A13                                   |
| 25                                     | 026296             | 1               | . STARTER MOTOR ..... Page A19                                |
| 26                                     | 026519             | 1               | . SUMP ..... Page A11   |
| 27                                     | 025031             | 1               | . BELL HOUSING,CASTING ..... Page A7                          |
| 28                                     | 021175             | 1               | . . Coupling, plastic, Bowex                                  |
| 29                                     | 014490             | 3               | . . Pin, dowel  |
| 30                                     | 025347             | 1               | . . Plug, plastic   |
| 31                                     | 020822             | 1               | . Actuator 12 Volt  |
| 32                                     | 026812             | 1               | . . Bracket, actuator   |
| 33                                     | 026828             | 1               | . . Link Rod  |
| 34                                     | 025964             | 2               | . . Ball and Socket   |
| 35                                     | 027795             | 2               | Belt, alternator  |
| 36                                     | 030569             | 1               | COMPRESSOR (AIR CONDITIONING OPTION) ..... Page L17           |
| 37                                     | 025587             | 1               | . Belt, alternator (for use with Air Conditioning Compressor) |
| 38                                     | 025586             | 1               | . Pulley, Air Conditioning Option                             |
| 39                                     | 026281             | 1               | THEROMOSTAT ..... Page A13                                    |

| <i>Item</i>                                    | <i>Part Number</i> | <i>Quantity</i> | <i>Description</i>                            |
|--|--------------------|-----------------|---|
| <b>VM ENGINE - SENSORS / SWITCHES / RELAYS</b> |                    |                 |   |
| NI   | 025388             | 1               | Temperature Sender                            |
| NI   | 026308             | 1               | Oil Pressure Switch                           |
| NI   | 026277             | 1               | Buzzer Switch (Position Cylinder 3)           |
| NI   | 030630             | 1               | Cold start relay switch (Position Cylinder 2) |

When ordering replacement parts, always give the machine's Serial Number and specify Part Number, Quantity & Description



**AIR CONDITIONING OPTION**




**VM ENGINE - GENERAL ARRANGEMENT**

When ordering replacement parts, always give the machine's Serial Number and specify Part Number, Quantity & Description



| <b>Item</b>  | <b>Part Number</b> | <b>Quantity</b> | <b>Description</b>                         |
|--|--------------------|-----------------|--|
| <b>EXHAUST COOLING AND AIR - GENERAL ARRANGEMENT</b> |                    |                 |  |
| 1  | 020873             | 1               | Pre cleaner - stack cap                    |
| 2  | 026936             | 1               | . Air extension pipe                       |
| 3  | 012931             | 4               | . Jubilee clip No4                         |
| 4  | 014886             | 430 mm          | . Flexible hose                            |
| 5  | 025540             | 1               | . Connector - Air cleaner                  |
| 6  | 025279             | 1               | . Air Cleaner Assembly                     |
| 7  | 025280             | 1               | . . Filter, main element                   |
| 8  | 025281             | 1               | . . Filter, safety element                 |
| 9  | 025450             | 1               | . . Vacuator, Air cleaner                  |
| 10   | 025550             | 1               | . . Elbow, rubber reducing 89 to 76        |
| 11   | 026742             | 1               | . . Pipe, moulded, air/turbo               |
| 12   | 025146             | 1               | RADIATOR ASSEMBLY ..... Page J7            |
| 13   | 020517             | 1               | . Expansion bottle                         |
| 14   | 020518             | 1               | . Expansion bottle cap                     |
| 15   | 002007             | 1               | Hose 8 mm                                  |
| 16   | 003000             | 1               | Tee, brass, 3/8" equal                     |
| 17   | 026889             | 1               | Radiator pipe Top                          |
| 18   | 026890             | 1               | Radiator pipe Lower                        |
| 19   | 001070             | 1               | Hose 5/8" x 4350 (ST 90)                   |
| 20   | 001084             | 1               | 350 bar 3/8" Hose DIN                      |
| 21   | 010958             | 1               | Hose 15 bar / 10 mm                        |
| 22   | 011304             | 1               | 350 bar 3/8" Hose DIN                      |
| 23   | 025372             | 1               | Motor 14 cc reversible                     |
| 24   | 001176             | 1               | Hose 1" x 810 mm                           |
| 25   | 011210             | 1               | . Hose Elbow 1" to 3/4"                    |
| 26   | 001089             | 1               | Hose 3/8" x 1000 mm                        |
| 27   | 011182             | 1               | . Tee Nut on Run                           |
| 28   | 001187             | 1               | Hose 5/8" x 1340 mm                        |
| 29   | 011235             | 1               | . Hosetail straight 1/2" to 5/8"           |
| 30   | 025489             | 1               | Exhaust Silencer                           |
| 31   | 026647             | 2               | . Clamp                                    |
| 32   | 025551             | 2               | . Clamp                                    |
| 33   | 025967             | 1               | . Downpipe                                 |
| NI   | 013863             | 1               | . . Lap Joint (joins to Flex exhaust pipe) |
| NI   | 026006             | 1               | . . Flexi exhaust pipe                     |
| 34   | 012901             | 1               | . Exhaust 2" U Clamp                       |
| 35   | 025697             | 1               | . Guard silencer                           |

When ordering replacement parts, always give the machine's Serial Number and specify Part Number, Quantity & Description



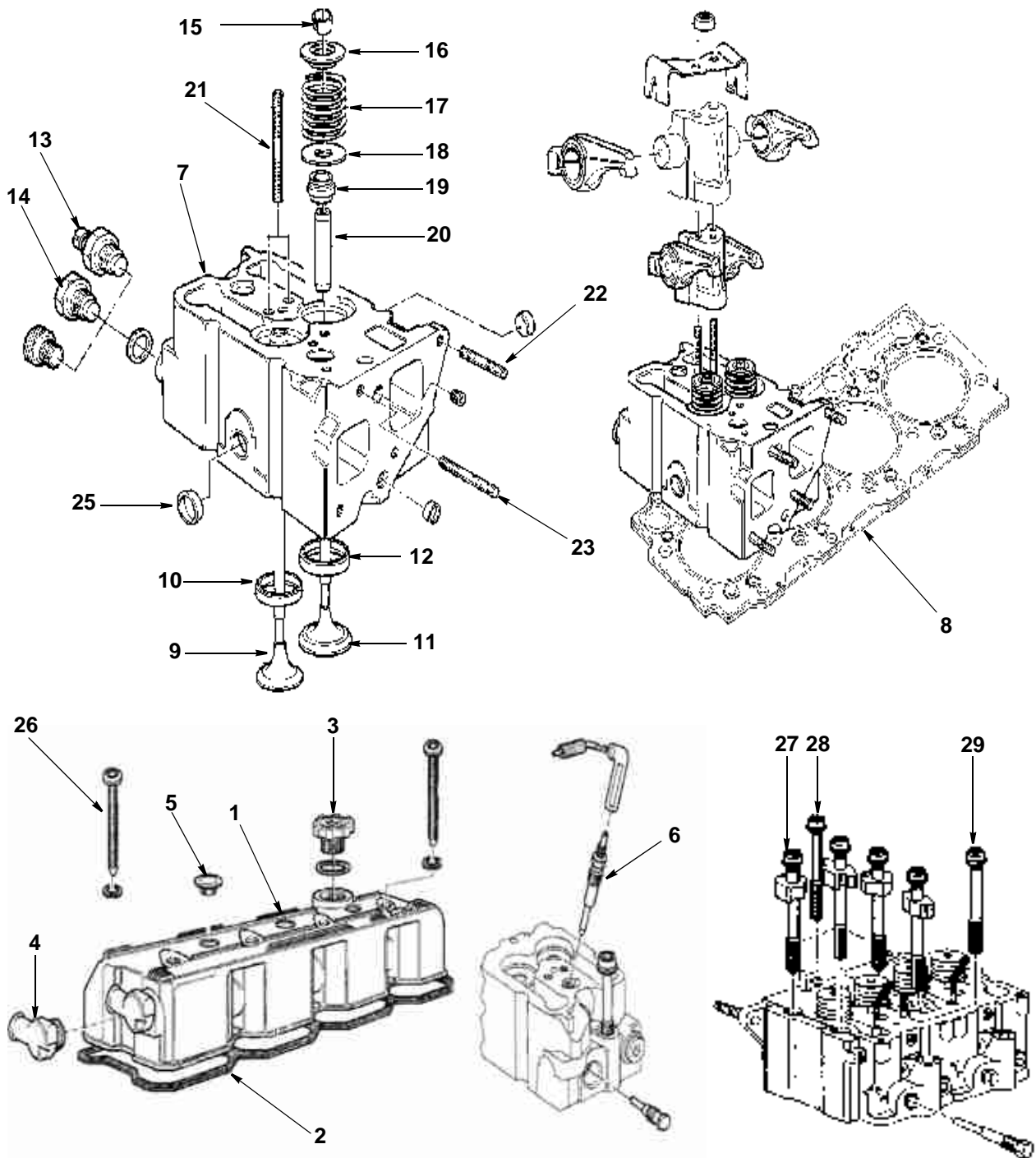
**EXHAUST COOLING & AIR  
GENERAL ARRANGEMENT**

When ordering replacement parts, always give the machine's Serial Number and specify Part Number, Quantity & Description



| <i>Item</i>                      | <i>Part Number</i> | <i>Quantity</i> | <i>Description</i>                                  |
|----------------------------------|--------------------|-----------------|---|
| <b>CYLINDER HEAD ARRANGEMENT</b> |                    |                 |   |
| 1                                | 026448             | 1               | Cover, Cam  |
| 2                                | 026449             | 1               | . Gasket, Cam cover                                 |
| 3                                | 026307             | 1               | . Cap and seal, Oil                                 |
| 4                                | 026450             | 1               | . Adaptor, Breather                                 |
| 5                                | 026447             | 1               | . Plug, cam cover                                   |
| 6                                | 026278             | 4               | . Glow plugs  |
| NI                               | 028661             | 1               | . . Glow plug relay ( <b>Euro 3</b> )               |
| NI                               | 028660             | 1               | . . Glow plug relay ( <b>Euro 2</b> )               |
| 7                                | 026451             | 4               | Cylinder Head                                       |
| 8                                | 026452             | 1               | . Gasket, Cylinder head, 1.4l                       |
|                                  | 026453             | 1               | . Gasket, Cylinder head, 1.5l                       |
|                                  | 026454             | 1               | . Gasket, Cylinder head, 1.6l                       |
| 9                                | 026455             | 4               | . Exhaust valve                                     |
| 10                               | 026457             | 4               | . . Valve seat, exhaust                             |
| 11                               | 026456             | 4               | . Inlet valve                                       |
| 12                               | 026458             | 4               | . . Valve seat, inlet                               |
| 13                               | 026277             | 1               | . Buzzer sensor (Positioned in Cylinder 3)          |
| 14                               | 026459             | 4               | . Plug  |
| 15                               | 026460             | 16              | . Collet  |
| 16                               | 026461             | 8               | . Top washer  |
| 17                               | 026462             | 8               | . Valve spring                                      |
| 18                               | 026463             | 8               | . Bottom washer                                     |
| 19                               | 026464             | 8               | . Stem seal   |
| 20                               | 026465             | 8               | . Guide valve + 0.00                                |
| 20                               | 026466             | 8               | . Guide valve + 0.10                                |
| 21                               | 030714             | 8               | . Pedestal Stud                                     |
| 22                               | 030715             | 8               | . Manifold stud                                     |
| 23                               | 030716             | 8               | . Manifold stud                                     |
| 24                               | 030712             | 8               | . Core plug   |
| 25                               | 030713             | 8               | . Core plug   |
| 26                               | 030720             | 4               | Rocker cover screw                                  |
| NI                               | 030630             | 1               | Switch, cold start relay (Positioned in Cylinder 2) |
| 27                               | 030719             | 10              | Headbolt  |
| 28                               | 030718             | 4               | Headbolt  |
| 29                               | 030717             | 4               | Headbolt  |
| NI                               | 026035             | 1               | . Headbolt tool                                     |
| NI                               | 026036             | 1               | . Headbolt tool                                     |
| NI                               | 026037             | 1               | . Headbolt tool                                     |
| NI                               | 026038             | 1               | . Headbolt tool                                     |

When ordering replacement parts, always give the machine's Serial Number and specify Part Number, Quantity & Description



**CYLINDER HEAD ARRANGEMENT**

When ordering replacement parts, always give the machine's Serial Number and specify Part Number, Quantity & Description



| <i>Item</i>                  | <i>Part Number</i> | <i>Quantity</i> | <i>Description</i> |
|------------------------------|--------------------|-----------------|--------------------|
| <b>CAMSHAFT AND GEAR SET</b> |                    |                 |                    |
| 1                            | 026467             | 1               | Camshaft           |
| 2                            | 026472             | 1               | . Shells 0.00      |
| 3                            | 026473             | 1               | . Shells 0.00      |
| 4                            | 026476             | 1               | . Gasket           |
| 5                            | 026475             | 2               | . Washer           |
| 6                            | 026477             | 5               | . Bolt             |
| 7                            | 026481             | 4               | . Support          |
| 8                            | 026482             | 8               | . Push Rods        |
| 9                            | 026483             | 8               | . Followers        |
| 10                           | 026478             | 1               | . Gear             |
| 11                           | 026479             | 1               | . Gear             |
| 12                           | 026480             | 1               | . Gear             |
| 13                           | 026471             | 1               | . Gear             |
| 14                           | 026468             | 6               | . Washer           |
| 15                           | 026470             | 2               | . Bolt             |
| 16                           | 026469             | 1               | . Bolt             |

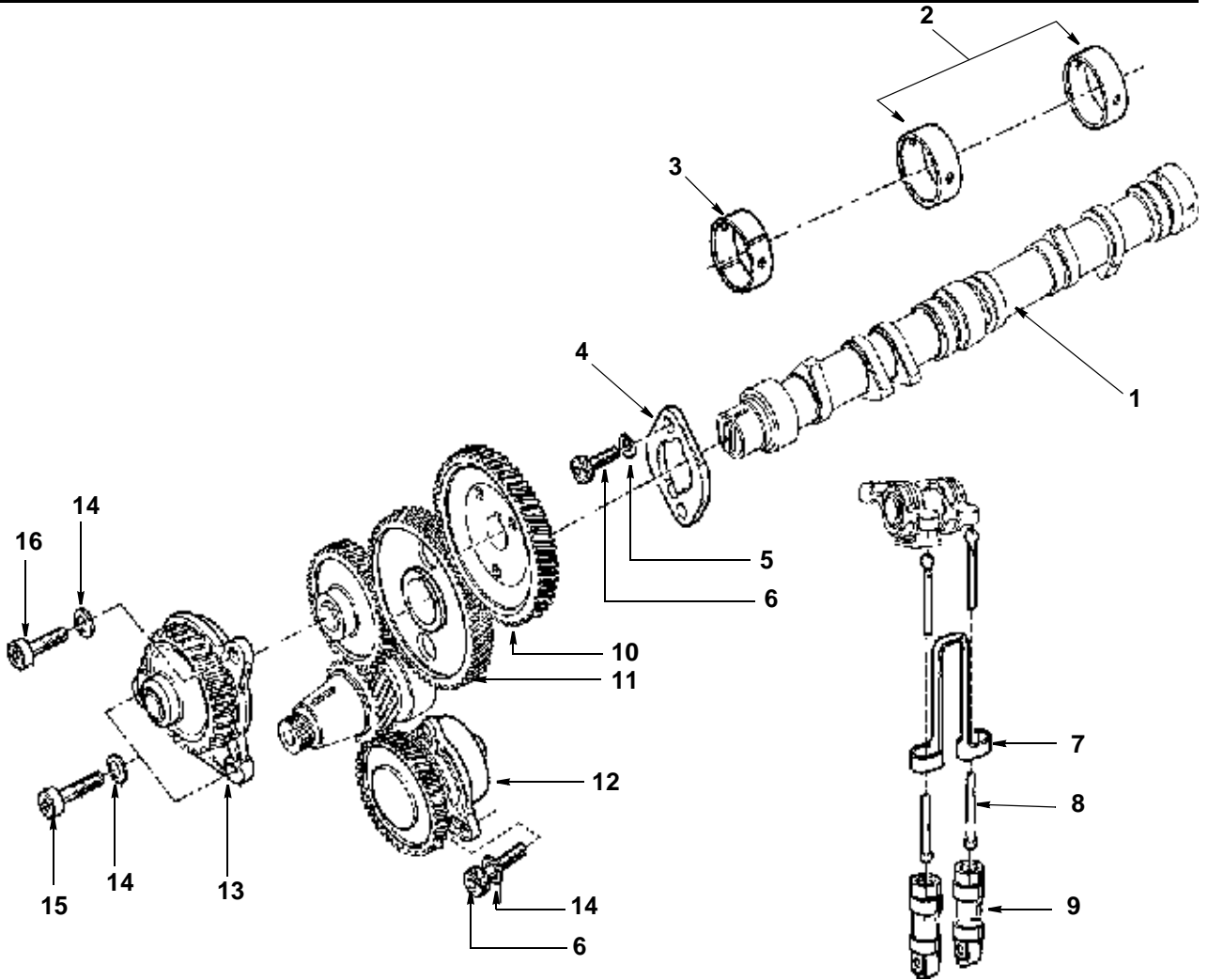
| <i>Item</i>                      | <i>Part Number</i> | <i>Quantity</i> | <i>Description</i>        |
|----------------------------------|--------------------|-----------------|---------------------------|
| <b>POWER TAKE-OFF COMPONENTS</b> |                    |                 |                           |
| 1                                | 026295             | 1               | Ring gear                 |
| 2                                | 026510             | 10              | . Bolt                    |
| 3                                | 026508             | 1               | Flywheel                  |
| 4                                | 026509             | 6               | . Bolt                    |
| 5                                | 030721             | 1               | Bell housing              |
| 6                                | 030564             | 1               | O-Ring, Camshaft          |
| 7                                | 030565             | 1               | O-Ring, End of Crankshaft |
| 8                                | 030566             | 1               | Ring Oil Seal Carrier     |
| 9                                | 030567             | 1               | O-Ring, Rear Carrier      |
| 10                               | 031071             |                 | Stud Rear Main Oil Seal   |
|                                  | 032284             |                 | Spacer Rear Crank Seal    |

When ordering replacement parts, always give the machine's Serial Number and specify Part Number, Quantity & Description

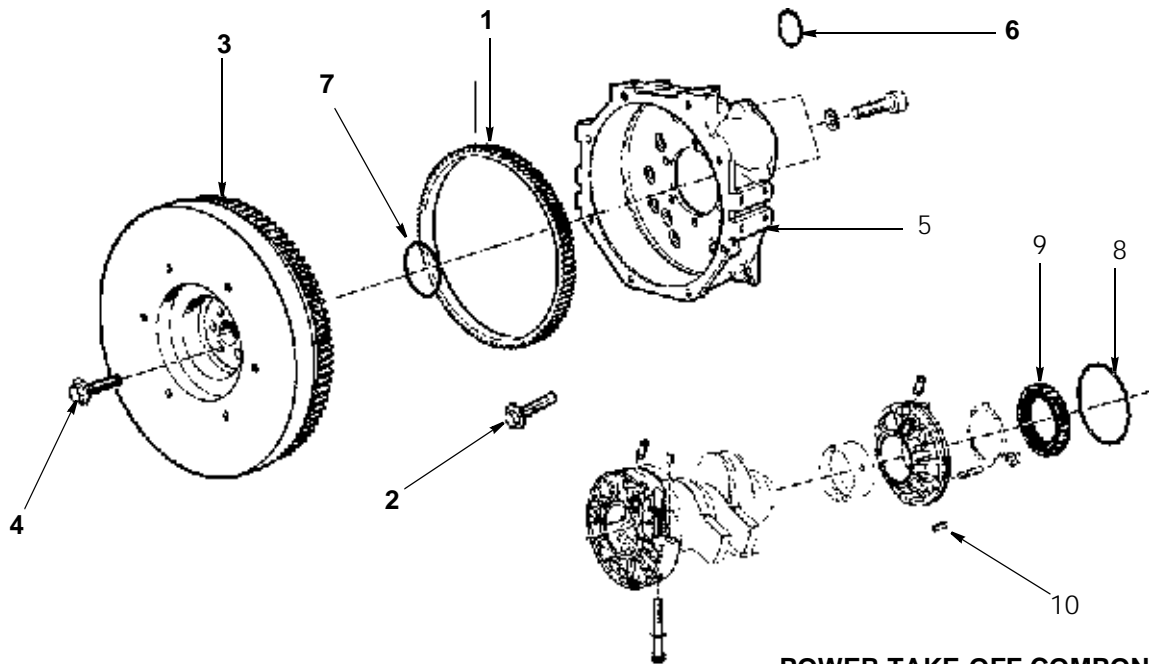




**A**



**CAMSHAFT AND GEAR SET**



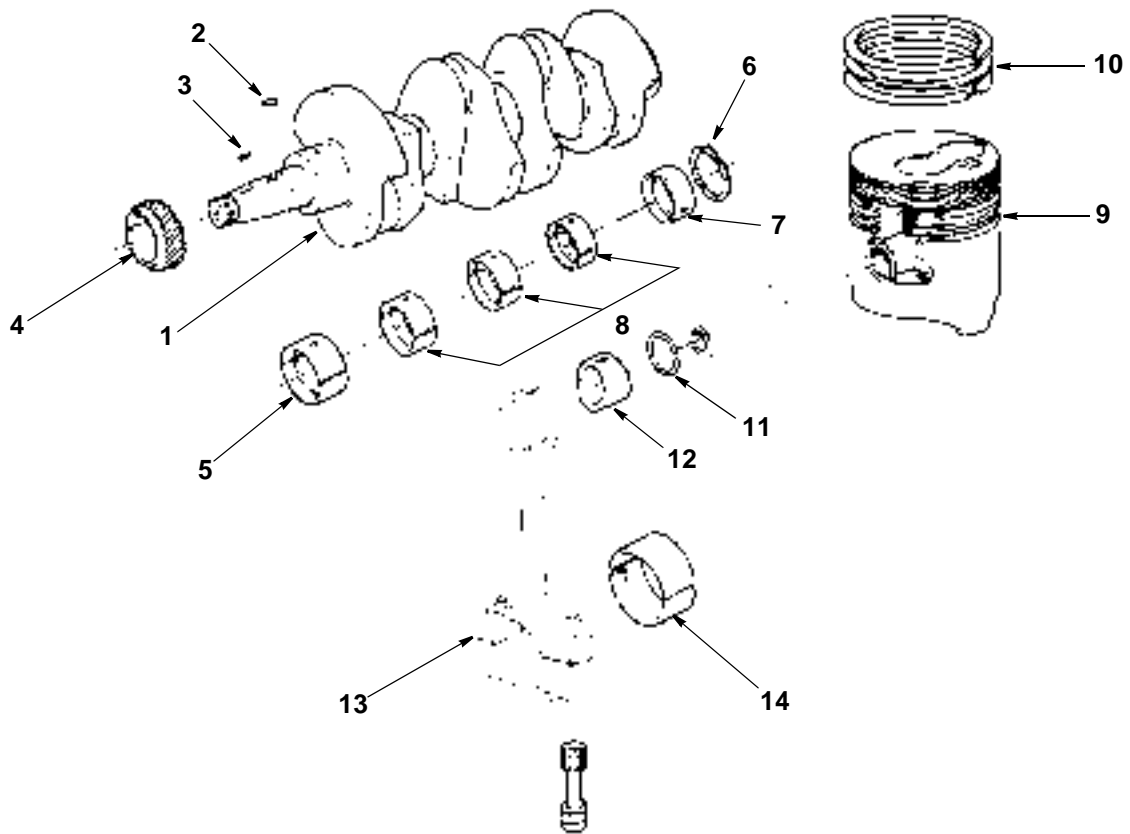
**POWER TAKE-OFF COMPONENTS**

When ordering replacement parts, always give the machine's Serial Number and specify Part Number, Quantity & Description



| <i>Item</i>                               | <i>Part Number</i> | <i>Quantity</i> | <i>Description</i>     |
|---|--------------------|-----------------|------------------------|
| <b>CRANKSHAFT &amp; PISTON COMPONENTS</b> |                    |                 |                        |
| 1   | 026484             | 1               | Crankshaft             |
| 2   | 026485             | 1               | . Key                  |
| 3   | 026486             | 1               | . Key                  |
| 4   | 026487             | 1               | . Gear, Crankshaft     |
| 5   | 026488             | 1               | . Main shells + 0.00   |
|   | 026489             | 1               | . Main shells + 0.25   |
|   | 026490             | 1               | . Main shells + 0.50   |
| 6   | 026491             | 1               | . Thrust washer + 0.00 |
|   | 026492             | 1               | . Thrust washer + 0.10 |
|   | 026493             | 1               | . Thrust washer + 0.20 |
| 7   | 026494             | 1               | . Main shells + 0.00   |
|   | 026495             | 1               | . Main shells + 0.25   |
|   | 026496             | 1               | . Main shells + 0.50   |
| 8   | 026497             | 3               | . Main shells + 0.00   |
|   | 026498             | 3               | . Main shells + 0.25   |
|   | 026499             | 3               | . Main shells + 0.50   |
| 9   | 026500             | 4               | Piston, complete       |
| 10  | 026501             | 4               | . Piston ring set      |
| 11  | 026507             | 4               | . O-Ring               |
| 12  | 026506             | 4               | . Gudgeon pin bush     |
| 13  | 026502             | 1               | . Con rod, Kit         |
| 14  | 026503             | 4               | . Big end shell - 0.00 |
|   | 026504             | 4               | . Big end shell - 0.25 |
|   | 026505             | 4               | . Big end shell - 0.50 |

When ordering replacement parts, always give the machine's Serial Number and specify Part Number, Quantity & Description



**CRANKSHAFT & PISTON COMPONENTS**

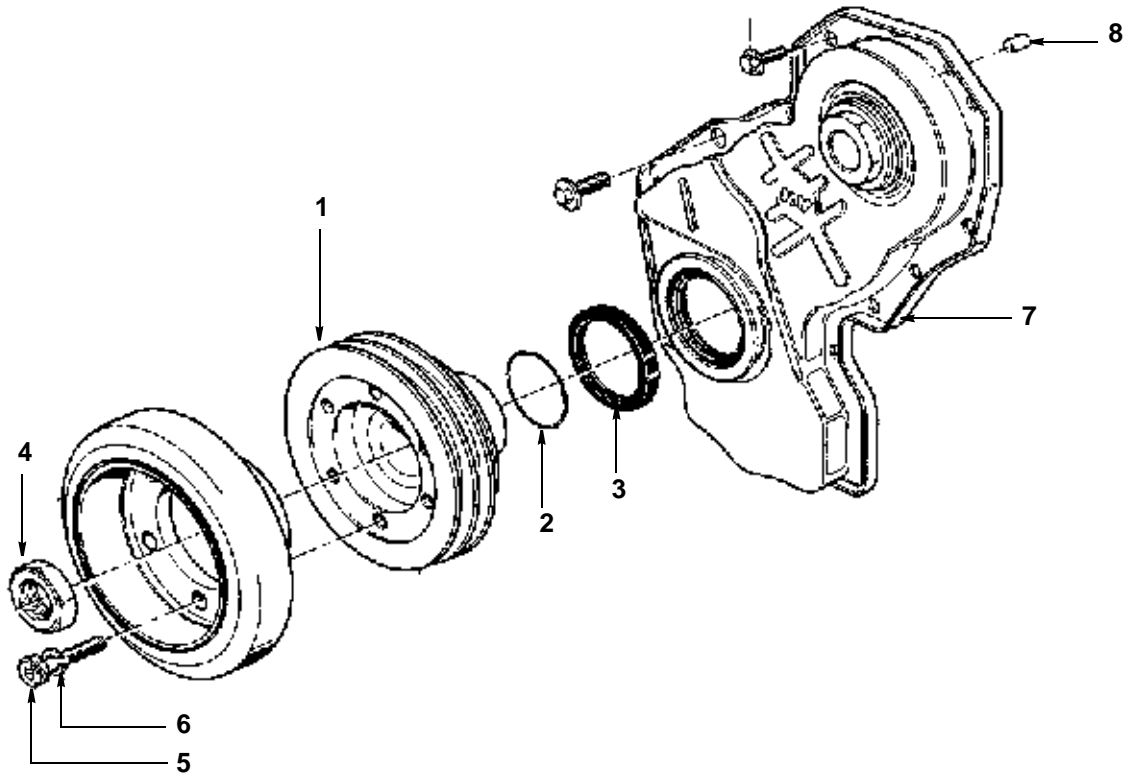
When ordering replacement parts, always give the machine's Serial Number and specify Part Number, Quantity & Description



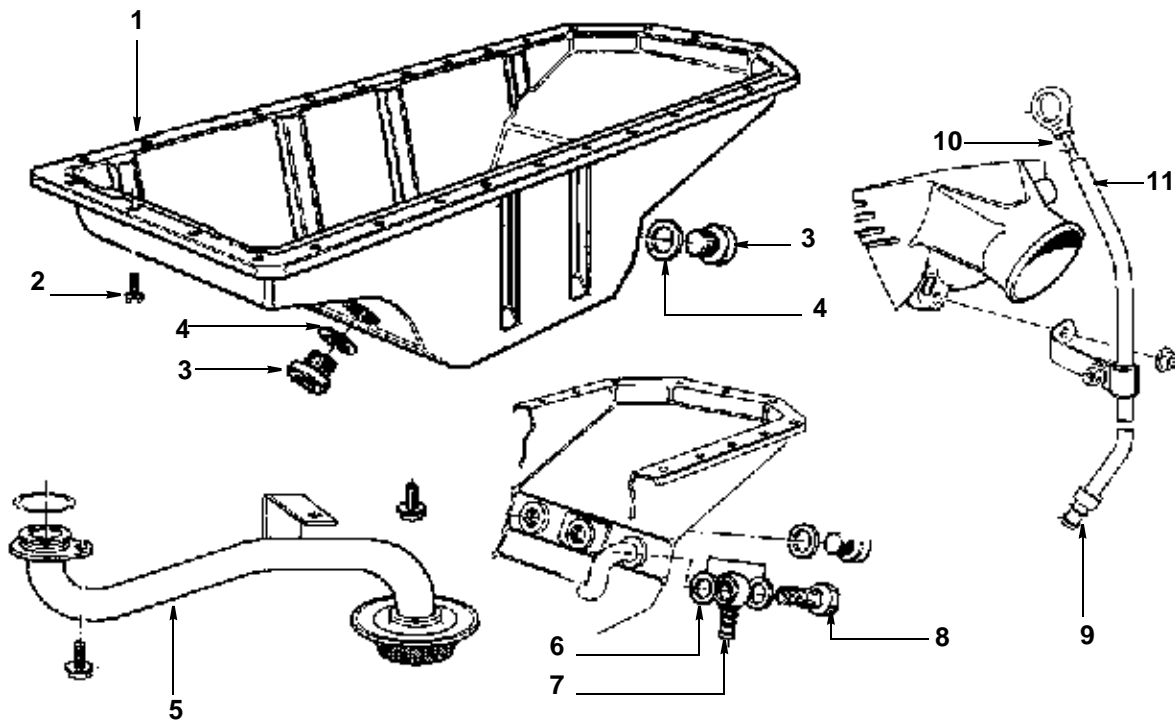
| <i>Item</i>                      | <i>Part Number</i> | <i>Quantity</i> | <i>Description</i> |
|----------------------------------|--------------------|-----------------|--------------------|
| <b>BOTTOM PULLEY ARRANGEMENT</b> |                    |                 |                    |
| 1                                | 026511             | 1               | Pulley             |
| 2                                | 026512             | 1               | . O' Ring          |
| 3                                | 026513             | 1               | . Seal             |
| 4                                | 026516             | 1               | . Nut              |
| 5                                | 026517             | 6               | . Bolt             |
| 6                                | 026518             | 6               | . Washer           |
| 7                                | 026514             | 1               | Cover complete     |
| 8                                | 026515             | 2               | . Plug             |

| <i>Item</i>             | <i>Part Number</i> | <i>Quantity</i> | <i>Description</i>        |
|-------------------------|--------------------|-----------------|---------------------------|
| <b>SUMP ARRANGEMENT</b> |                    |                 |                           |
| 1                       | 026519             | 1               | Sump complete with Gasket |
| 2                       | 026520             | 23              | . Bolt                    |
| 3                       | 026288             | 2               | . Plug                    |
| 4                       | 026289             | 2               | . Washer                  |
| 5                       | 026521             | 1               | . Feed Pipe               |
| 6                       | 026522             | 2               | . Washer                  |
| 7                       | 026523             | 2               | . Banjo                   |
| 8                       | 026524             | 1               | . Banjo Bolt              |
| 9                       | 026525             | 2               | . O-Ring                  |
| 10                      | 026303             | 1               | Dipstick                  |
| 11                      | 026302             | 1               | . Tube, Dipstick          |

When ordering replacement parts, always give the machine's Serial Number and specify Part Number, Quantity & Description



**BOTTOM PULLEY ARRANGEMENT**



**SUMP ARRANGEMENT**

When ordering replacement parts, always give the machine's Serial Number and specify Part Number, Quantity & Description

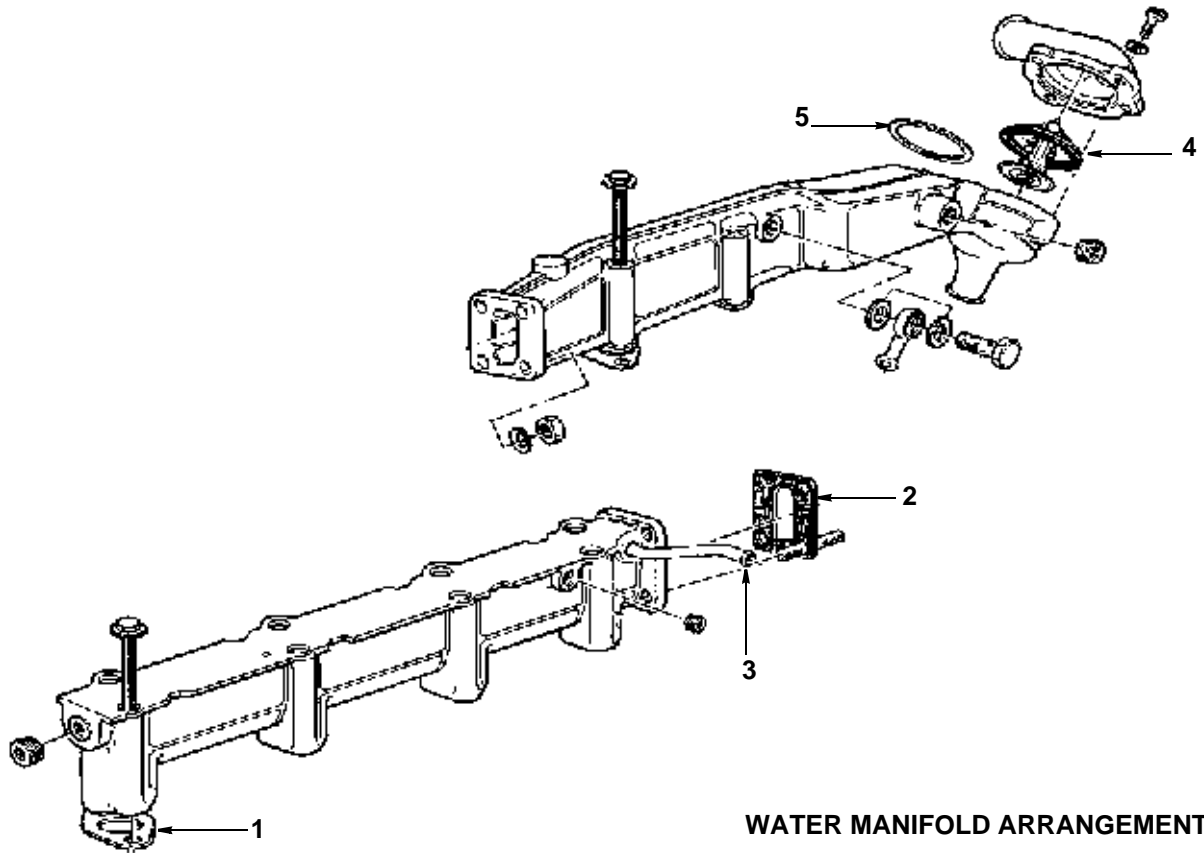


| <i>Item</i>                            | <i>Part Number</i> | <i>Quantity</i> | <i>Description</i> |
|--|--------------------|-----------------|--------------------|
| <b>COOLING SYSTEM - WATER MANIFOLD</b> |                    |                 |                    |
| 1                                      | 026300             | 4               | Gasket             |
| 2                                      | 026301             | 1               | Gasket             |
| 3                                      | 026527             | 1               | Tube               |
| 4                                      | 026281             | 1               | Thermostat         |
| 5                                      | 026282             | 1               | O-Ring             |

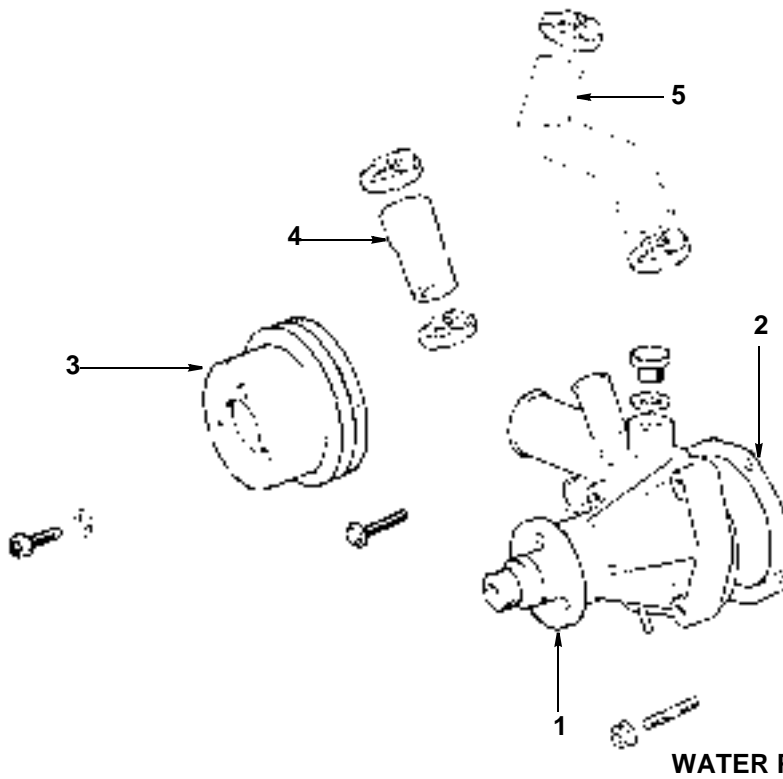
| <i>Item</i>                        | <i>Part Number</i> | <i>Quantity</i> | <i>Description</i>                |
|------------------------------------|--------------------|-----------------|-----------------------------------|
| <b>COOLING SYSTEM - WATER PUMP</b> |                    |                 |                                   |
| 1                                  | 028173             | 1               | Water pump (Euro 3) 6 bolt fixing |
| 2                                  | 026293             | 1               | . Gasket                          |
| 3                                  | 028174             | 1               | . Pulley                          |
| 4                                  | 026585             | 1               | . Pipe                            |
| 5                                  | 026294             | 1               | . Pump Bypass hose                |
| NI                                 | 027795             | 2               | Belt, water pump                  |

**NOTE: The following Euro 3 engine numbers 64B - 70252 to 64B - 70275** were fitted with 026292 Water pump, 026584 Pulley and 025604 Belts. Please quote your Vehicles Machine number if you are uncertain.

When ordering replacement parts, always give the machine's Serial Number and specify Part Number, Quantity & Description



**WATER MANIFOLD ARRANGEMENT**



**WATER PUMP ARRANGEMENT**

When ordering replacement parts, always give the machine's Serial Number and specify Part Number, Quantity & Description

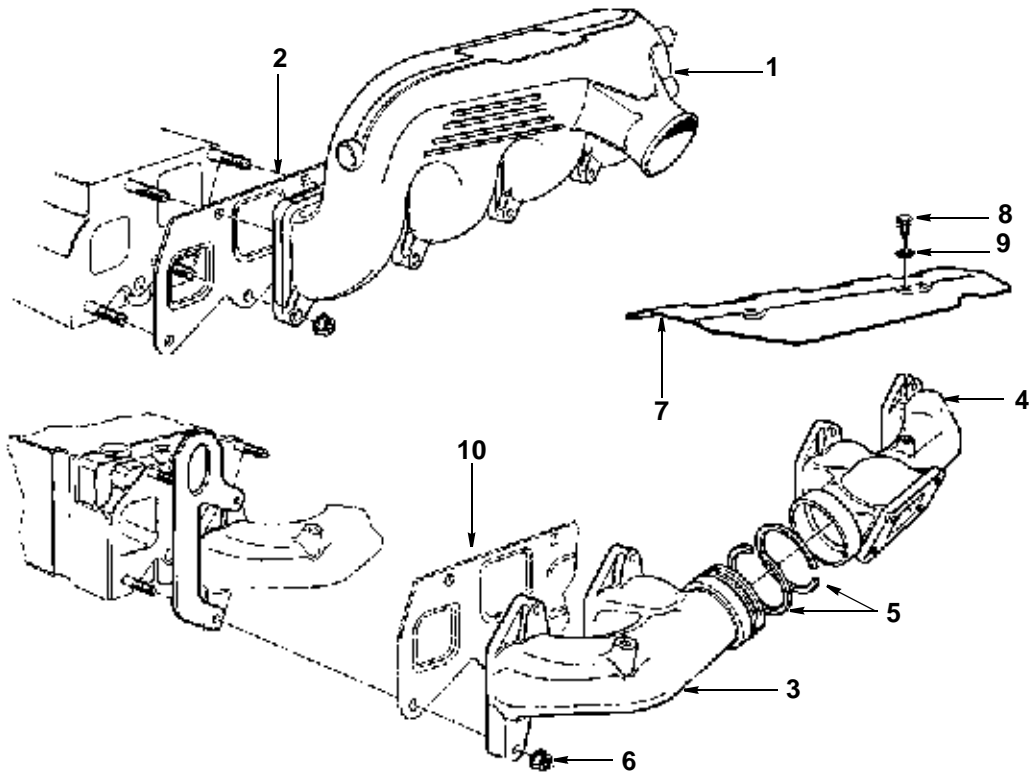


| <i>Item</i>                          | <i>Part Number</i> | <i>Quantity</i> | <i>Description</i>       |
|--------------------------------------|--------------------|-----------------|--------------------------|
| <b>EXHAUST &amp; INLET MANIFOLDS</b> |                    |                 |                          |
| 1                                    | 026529             | 1               | Inlet Manifold           |
| 2                                    | 026291             | 1               | . Gasket, Inlet Manifold |
| 3                                    | 026531             | 1               | Exhaust Manifold, Rear   |
| 4                                    | 026530             | 2               | Exhaust Manifold, Front  |
| 5                                    | 026532             | 1               | . Sealing Ring           |
| 6                                    | 026533             | 8               | . Nut                    |
| 7                                    | 026534             | 1               | . . Heatshield           |
| 8                                    | 026535             | 2               | . . . Bolt               |
| 9                                    | 026536             | 2               | . . . Washer             |
| 10                                   | 026291             | 4               | Exhaust Gasket           |

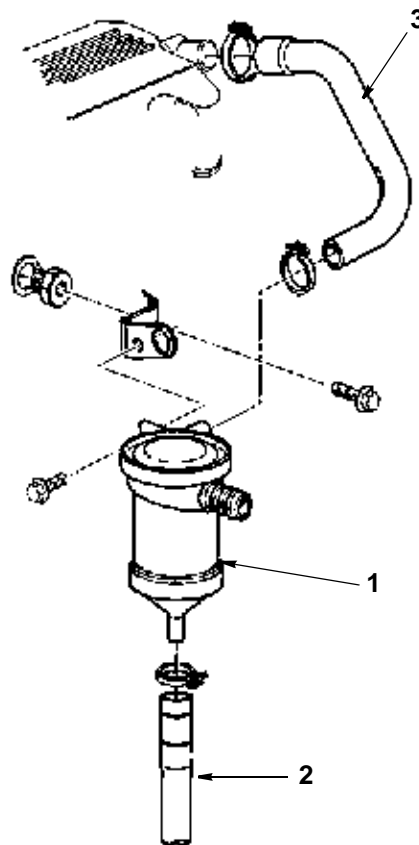
| <i>Item</i>                      | <i>Part Number</i> | <i>Quantity</i> | <i>Description</i> |
|----------------------------------|--------------------|-----------------|--------------------|
| <b>OIL SEPARATOR ARRANGEMENT</b> |                    |                 |                    |
| 1                                | 026310             | 1               | Separator          |
| 2                                | 026595             | 1               | . Pipe             |
| 3                                | 026586             | 1               | . Pipe             |

When ordering replacement parts, always give the machine's Serial Number and specify Part Number, Quantity & Description





**INLET & EXHAUST MANIFOLD**



**OIL SEPERATOR**

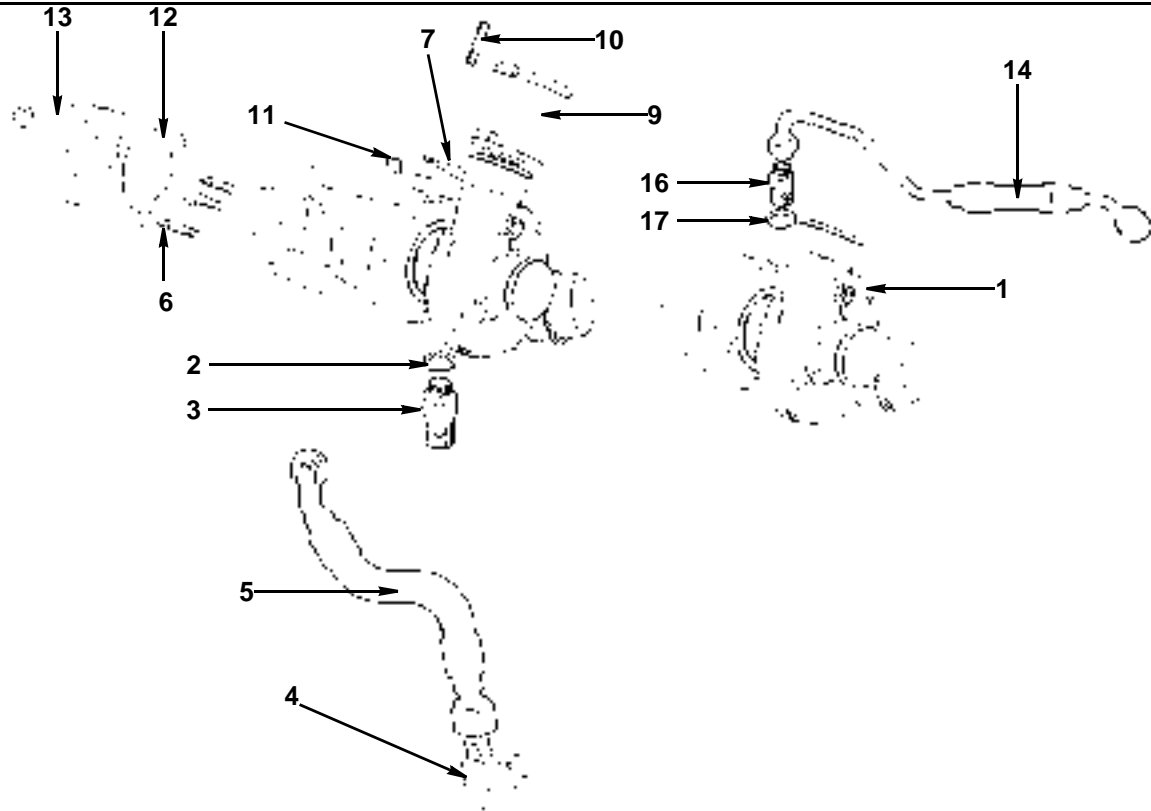
When ordering replacement parts, always give the machine's Serial Number and specify Part Number, Quantity & Description



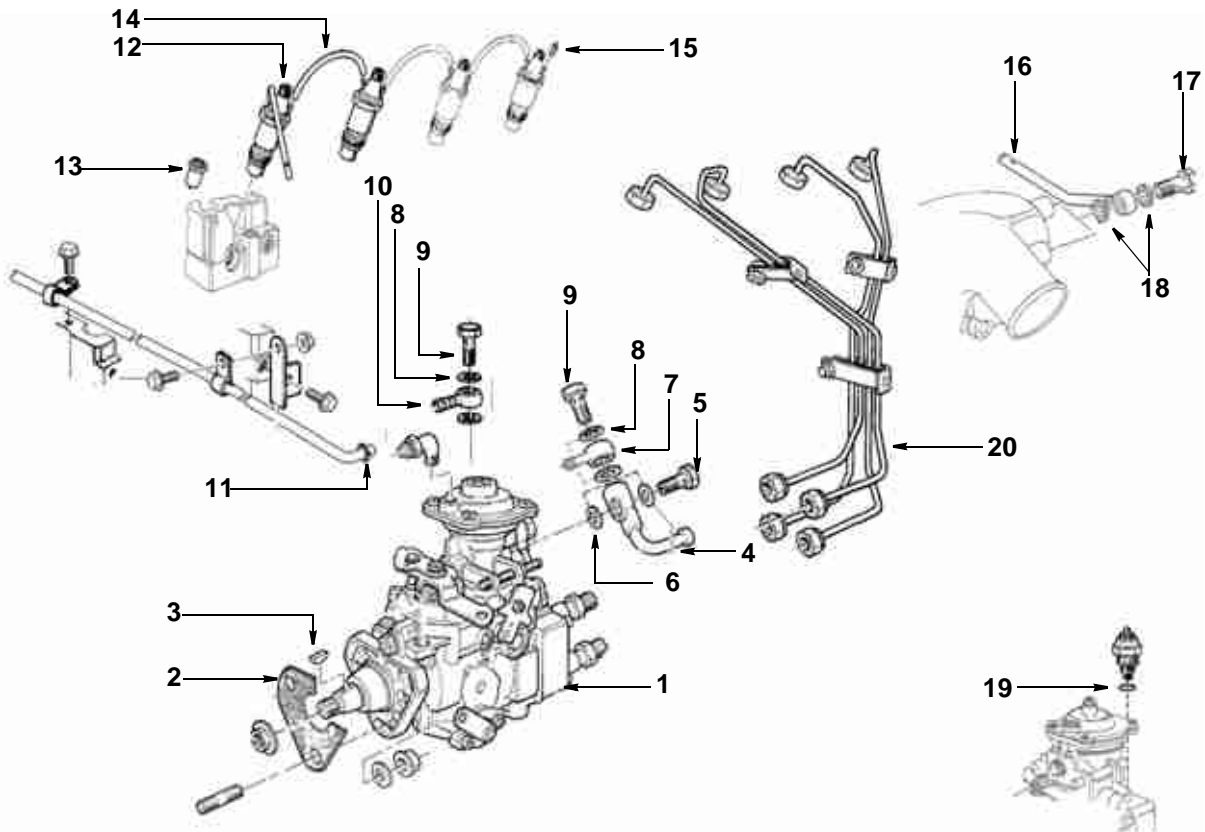
| <i>Item</i>              | <i>Part Number</i> | <i>Quantity</i> | <i>Description</i> |
|--------------------------|--------------------|-----------------|--------------------|
| <b>TURBO ARRANGEMENT</b> |                    |                 |                    |
| 1                        | 028172             | 1               | Turbo              |
| 2                        | 026589             | 1               | . dowty seal       |
| 3                        | 028798             | 1               | . Union            |
| 4                        | 028804             | 1               | . Elbow adaptor    |
| 5                        | 028803             | 1               | . Pipe Turbo       |
| 6                        | 028799             | 3               | . Stud             |
| 7                        | 026587             | 1               | . Gasket           |
| 8                        | 028800             | 1               | . Manifold         |
| 9                        | 026541             | 1               | . Hose             |
| 10                       | 028801             | 1               | . Stud             |
| 11                       | 028802             | 1               | . Nut              |
| 12                       | 026286             | 1               | . Gasket           |
| 13                       | 026588             | 1               | . Flange           |
| 14                       | 026538             | 1               | . Pipe             |

| <i>Item</i>                      | <i>Part Number</i> | <i>Quantity</i> | <i>Description</i>      |
|----------------------------------|--------------------|-----------------|-------------------------|
| <b>INJECTOR PUMP ARRANGEMENT</b> |                    |                 |                         |
| 1                                | 028171             | 1               | Injector Pump           |
| NI                               | 028460             | 1               | . Cold Advance Valve    |
| 2                                | 026542             | 1               | . Gasket                |
| 3                                | 026543             | 1               | . Key, Injector pump    |
| 4                                | 026544             | 1               | . Elbow, Special        |
| 5                                | 026545             | 1               | . . Bolt, Banjo special |
| 6                                | 026546             | 2               | . . Seal, dowty         |
| 7                                | 026547             | 1               | . Banjo                 |
| 8                                | 026548             | 4               | . Seal                  |
| 9                                | 026549             | 1               | . Banjo Bolt            |
| 10                               | 026550             | 1               | . Banjo                 |
| 11                               | 026551             | 1               | . Clip                  |
| 12                               | 026275             | 4               | . Injector              |
| 13                               | 026276             | 4               | . Injector Nozzle       |
| 14                               | 026552             | 3               | . . Injector, Hose      |
| 15                               | 026553             | 1               | . . . Cap               |
| 16                               | 026554             | 1               | . Pipe                  |
| 17                               | 026555             | 1               | . . Banjo bolt          |
| 18                               | 026556             | 2               | . . Seal, dowty         |
| 19                               | 026594             | 1               | . . O-Ring              |
| 20                               | 026557             | 1               | . Injector pipe, Set    |
| NI                               | 026039             | 1               | Injection pump tool     |
| NI                               | 026040             | 1               | Injection pump tool     |

When ordering replacement parts, always give the machine's Serial Number and specify Part Number, Quantity & Description



**TURBO ARRANGEMENT - EURO 3**



**INJECTOR PUMP ARRANGEMENT**

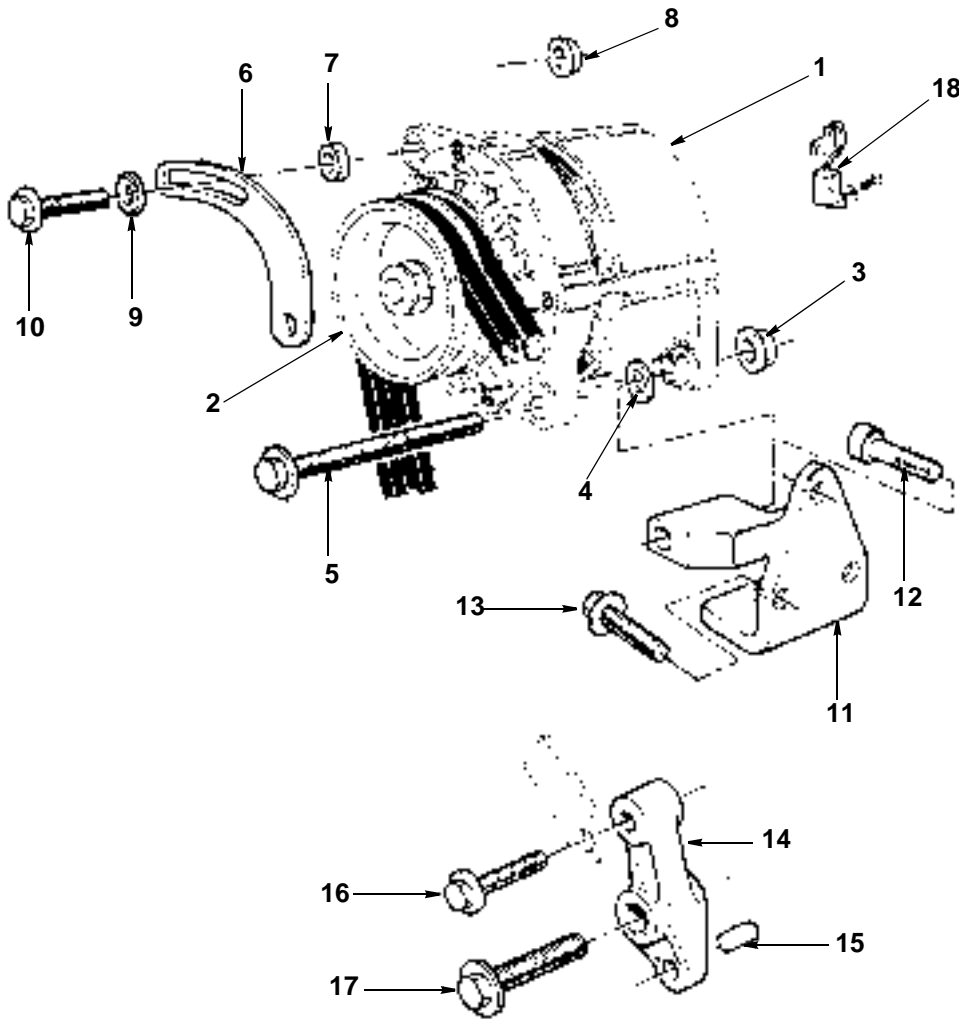
When ordering replacement parts, always give the machine's Serial Number and specify Part Number, Quantity & Description



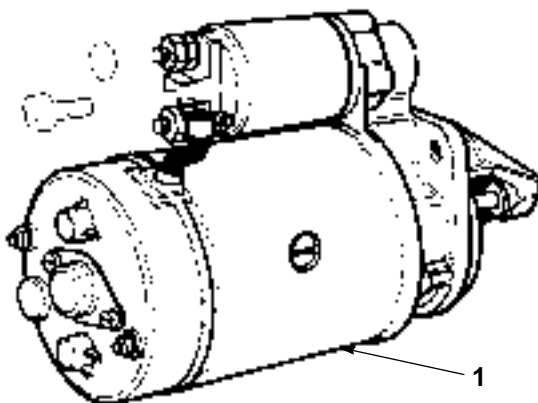
| <i>Item</i>       | <i>Part Number</i> | <i>Quantity</i> | <i>Description</i>                   |
|-------------------|--------------------|-----------------|--------------------------------------|
| <b>ALTERNATOR</b> |                    |                 |                                      |
| 1                 | 026298             | 1               | Alternator 85 AMP                    |
| 1                 | 026298SA           | 1               | Alternator 85 AMP (Service Exchange) |
| 2                 | 026559             | 1               | . Pulley                             |
| 3                 | 026565             | 1               | . Nut                                |
| 4                 | 026564             | 1               | . Washer                             |
| 5                 | 026596             | 1               | . Bolt                               |
| 6                 | 026299             | 1               | . . Adjuster                         |
| 7                 | 026562             | 1               | . . . Nut                            |
| 8                 | 026563             | 1               | . . . Nut                            |
| 9                 | 026561             | 1               | . . . Nut                            |
| 10                | 026560             | 1               | . . . Bolt                           |
| 11                | 026567             | 1               | . Bracket                            |
| 12                | 026566             | 1               | . . Bolt                             |
| 13                | 026568             | 1               | . . Bolt                             |
| 14                | 026569             | 1               | . Adjuster Support                   |
| 15                | 026570             | 1               | . . Plug                             |
| 16                | 026571             | 1               | . . Bolt, Hex hd                     |
| 17                | 026572             | 1               | . . Bolt, Hex hd                     |
| 18                | 026573             | 1               | . Condenser                          |
| NI                | 028154             | 1               | Cable, Starter/Alternator            |

| <i>Item</i>          | <i>Part Number</i> | <i>Quantity</i> | <i>Description</i>               |
|----------------------|--------------------|-----------------|----------------------------------|
| <b>STARTER MOTOR</b> |                    |                 |                                  |
| 1                    | 026296             | 1               | Starter Motor                    |
| 1                    | 026296SE           | 1               | Starter Motor (Service Exchange) |

When ordering replacement parts, always give the machine's Serial Number and specify Part Number, Quantity & Description



ALTERNATOR ARRANGEMENT



STARTER MOTOR

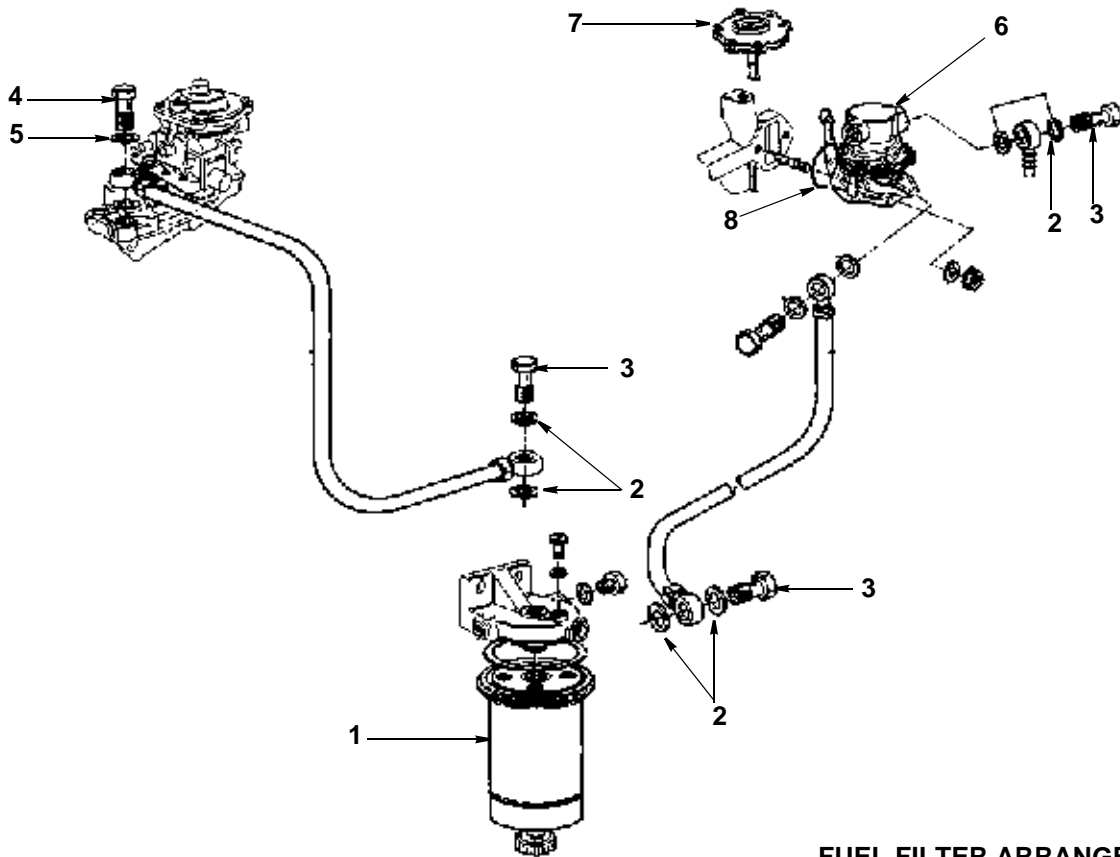
When ordering replacement parts, always give the machine's Serial Number and specify Part Number, Quantity & Description



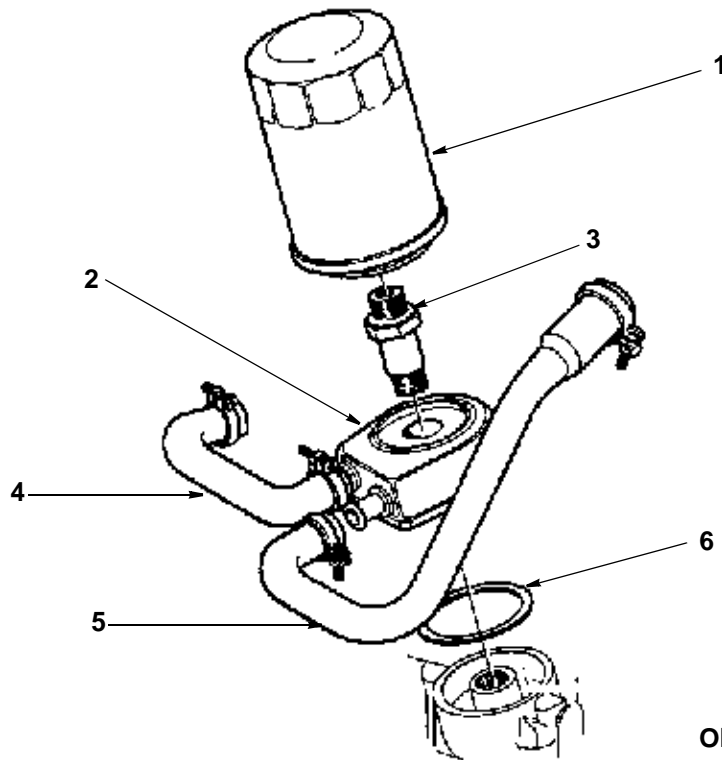
| <i>Item</i>                    | <i>Part Number</i> | <i>Quantity</i> | <i>Description</i>    |
|--------------------------------|--------------------|-----------------|-----------------------|
| <b>FUEL FILTER ARRANGEMENT</b> |                    |                 |                       |
| 1                              | 025603             | 1               | Fuel Filter           |
| 2                              | 026575             | 9               | . Seal, dowty         |
| 3                              | 026576             | 4               | . Bolt, Banjo special |
| 4                              | 026577             | 1               | . Bolt, Banjo special |
| 5                              | 026578             | 1               | . Seal, dowty         |
| 6                              | 026305             | 1               | . Pump                |
| 7                              | 025605             | 1               | . . Diagprahm         |
| 8                              | 026306             | 1               | . . O-Ring            |
| 9                              | 025664             | 1               | Bracket, Fuel Filter  |

| <i>Item</i>                   | <i>Part Number</i> | <i>Quantity</i> | <i>Description</i>                                 |
|-------------------------------|--------------------|-----------------|--|
| <b>OIL FILTER ARRANGEMENT</b> |                    |                 |  |
| 1                             | 025602             | 1               | Oil Filter   |
| 2                             | 026579             | 1               | . Cooler, Oil                                      |
| 3                             | 026580             | 1               | . Adaptor  |
| 4                             | 026581             | 1               | . Pipe   |
| 5                             | 031151             | 1               | . Pipe   |
| 6                             | 026583             | 1               | . Seal   |
| NI                            | 026308             | 1               | Oil pressure switch (Located behind Starter Motor) |

When ordering replacement parts, always give the machine's Serial Number and specify Part Number, Quantity & Description



FUEL FILTER ARRANGEMENT



OIL FILTER ARRANGEMENT

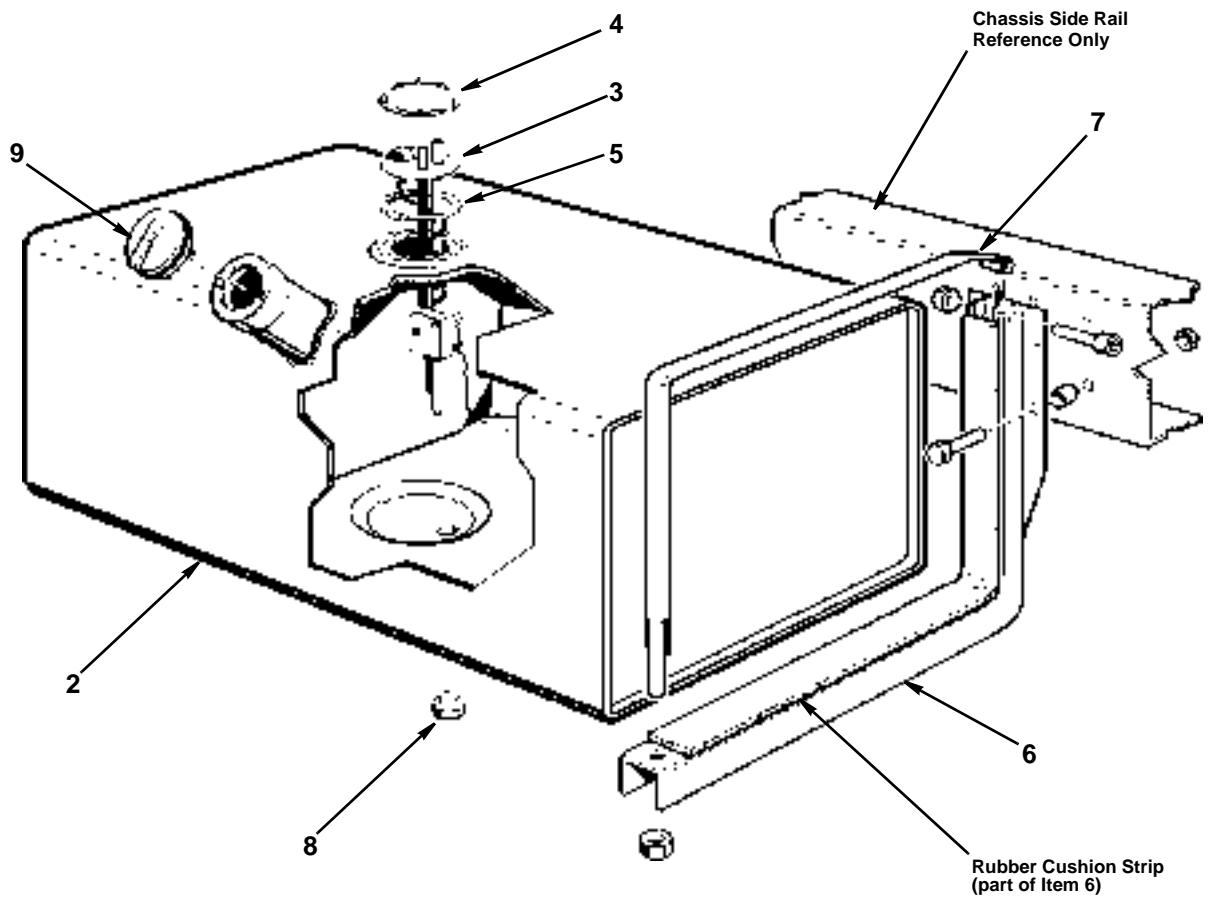
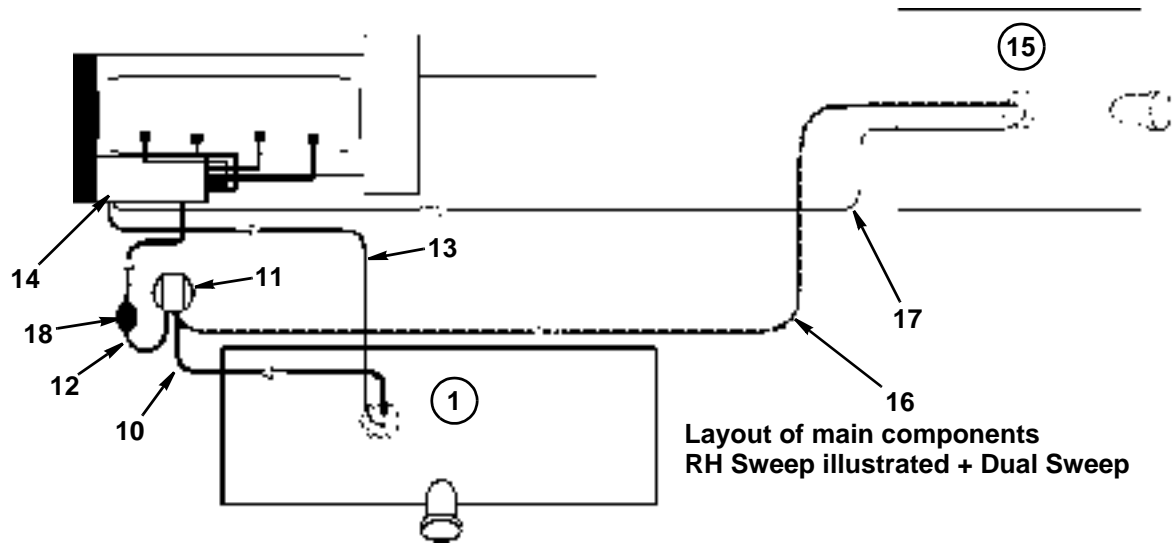
When ordering replacement parts, always give the machine's Serial Number and specify Part Number, Quantity & Description



| <i>Item</i> | <i>Part Number</i> | <i>Quantity</i> | <i>Description</i>                                      |
|-------------|--------------------|-----------------|---|
|             | <b>013560</b>      |                 | <b>FUEL SYSTEM</b>                                      |
| 1           | 018204             | 1               | . Fuel tank assembly (Comprises items 2 to 9 + harness) |
| 2           | 013861             | 1               | .. Tank, fuel (single sweep machines)                   |
| 3           | 032190             | 1               | .. Sender, fuel level                                   |
| 4           | 013842             | 1               | ... Ring, locking                                       |
| 5           | 013841             | 1               | ... Ring, sealing                                       |
| NI          | 022237             | 1               | ... Harness, electrical, fuel sender unit               |
| 6           | 013953             | 2               | .. Bracket, mounting, fuel tank                         |
|             | 011013             | 4               | ... Bolt, hex hd, M8 x 35 mm long                       |
|             | 014025             | 4               | ... Spacer  |
|             | 011073             | 4               | ... Nut, hex, M8, Nyloc                                 |
| 7           | 013954             | 2               | .. Strap, fuel tank                                     |
|             | 000059             | 1               | ... Cap screw, skt hd, M8 x 50 mm long                  |
|             | 011073             | 1               | ... Nut, hex, M8, Nyloc                                 |
|             | 000080             | 1               | ... Nut, hex, 5/16" UNF, Nyloc                          |
| 8           | 010945             | 1               | .. Drain plug, galvanised, fuel tank                    |
| 9           | 014167             | 1               | .. Cap, fuel tank                                       |
| 9           | 025892             | 1               | .. Cap, locking, fuel tank (Optional)                   |
| 10          | 002007             | 1400 mm         | .. Hose, fuel, 8 mm bore (Fuel Tank - Filter)           |
|             | 010964             | 2               | ... Clip, hose, 9/16"                                   |
| 11          | 025603             | 1               | . Filter, fuel  |
|             | 011032             | 2               | .. Bolt, hex hd, M10 x 30 mm long                       |
|             | 011075             | 2               | .. Nut, hex, M10, Nyloc                                 |
| 12          | 002007             | 1300 mm         | .. Hose, fuel, 8 mm bore (Fuel Filter - Injector Pump)  |
|             | 010964             | 2               | ... Clip, hose, 9/16"                                   |
| 13          | 010957             | 2700 mm         | .. Hose, fuel, 6 mm bore (Injector Pump - Tank)         |
|             | 010960             | 2               | ... Clip, hose, 1/2"                                    |
| 14          | NA                 | 1               | VM INJECTOR PUMP ARRANGEMENT ..... Page A18             |
| 15          | 024144             | 1               | . Tank, fuel (Later dual sweep machines)                |
|             | 011031             | 2               | .. Bolt, hex hd, M10 x 25 mm long                       |
|             | 011043             | 2               | .. Bolt, hex hd, M10 x 70 mm long                       |
|             | 011075             | 4               | .. Nut, hex, M10, Nyloc                                 |
| NI          | 024145             | 1               | .. Bracket, left hand, fuel tank                        |
|             | TBD                | 3               | ... Bolt, hex hd, M10 x                                 |
|             | 011075             | 3               | ... Nut, hex, M10, Nyloc                                |
| NI          | 024146             | 1               | .. Bracket, right hand, fuel tank                       |
|             | TBD                | 3               | ... Bolt, hex hd, M10 x                                 |
|             | 011075             | 3               | ... Nut, hex, M10, Nyloc                                |
| 15          | 021436             | 1               | . Tank, fuel (Rear Mounted Dual Sweep Machines)         |
| NI          | Ref Parts Dept     | 2               | .. Strap, fuel tank                                     |
| NI          | 028789             | 1               | .. Bracket, left hand, fuel tank (Rear Mounted          |
| NI          | 028790             | 1               | .. Bracket, right hand, fuel tank                       |
| 16          | 002007             | As Req          | .. Hose, fuel, 8 mm bore (Tank - Filter)                |
| 17          | 010957             | As Req          | .. Hose, fuel, 6 mm bore (Injector Pump - Tank)         |
| 18          | 024521             | 1               | . Hand-primer, fuel bleeding (c/with hose clips)        |

When ordering replacement parts, always give the machine's Serial Number and specify Part Number, Quantity & Description





**FUEL SYSTEM ARRANGEMENT**

When ordering replacement parts, always give the machine's Serial Number and specify Part Number, Quantity & Description



**THIS PAGE INTENTIONALLY LEFT BLANK**

When ordering replacement parts, always give the machine's Serial Number and specify Part Number, Quantity & Description

# ILLUSTRATED PARTS CATALOGUE

SCARAB VM MINOR - CANbus

---

## SECTION B DRIVELINE

### TABLE OF CONTENTS

| <b>Assembly/Description</b>              | <b>Page</b> |
|--|-------------|
| Drive Line General Arrangement . . . . . | 1           |
| Drive Motor Assembly . . . . .           | 3           |
| Propshaft General Assembly . . . . .     | 5           |
| Rear Axle Assembly . . . . .             | 7           |




---

| <i>Item</i> | <i>Part Number</i> | <i>Quantity</i> | <i>Description</i>                       |
|-------------|--------------------|-----------------|--|
|             |                    |                 | <b>DRIVELINE GENERAL ARRANGEMENT</b>     |
| 1           | 024672SE           | 1               | DRIVE MOTOR 51V110.....Page B3           |
| 2           | 014694             | 1               | PROPSHAFT .....Page B5                   |
| 3           | 025573             | 1               | REAR AXLE ASSEMBLY .....Page B7          |
| NI          |                    | 1               | TRANSMISSION PUMP ASSEMBLY ..... Page J5 |

When ordering replacement parts, always give the machine's Serial Number and specify Part Number, Quantity & Description



**B**



**UNDERSIDE OF VEHICLE - SHOWING DRIVELINE  
1. DRIVE MOTOR - 2. PROPSHAFT - 3. REAR AXLE**

**DRIVE-LINE GENERAL LAYOUT**




When ordering replacement parts, always give the machine's Serial Number and specify Part Number, Quantity & Description



| <b>Item</b>                 | <b>Part Number</b> | <b>Quantity</b> | <b>Description</b>   |
|-----------------------------|--------------------|-----------------|--|
| <b>DRIVE MOTOR ASSEMBLY</b> |                    |                 |  |
| 1                           | 024672SE           | 1               | . Drive Motor, <b>51V110-T</b>                               |
|                             | 011137             | 4               | . . Setscrew, hex hd, M18 x 50 mm long                       |
|                             | 011139             | 4               | . . Nut, hex, M18, Nyloc                                     |
| 2                           | 027238             | 1               | . . Solenoid & Coil, 12 Volt, drive motor (Spare for 024672) |
| 3                           | 026032             | 1               | . . . Coil , 12 Volt, drive motor (Spare for 024672)         |
| 4                           | 026033             | 1               | . . . Plug, drive motor (Spare for 024672)                   |
| 5                           | 021329             | 1               | . . Motor Support  |
|                             | 011031             | 4               | . . . Setscrew, hex hd, M10 x 25 mm long                     |
|                             | 011075             | 4               | . . . Nut, hex, M10, Nyloc                                   |
| NI                          | 014693             | 1               | . . . Buffer, rubber *                                       |
| 6                           | 013955             | 2               | . . . Strut  |
|                             | 011031             | 2               | . . . . Setscrew, hex hd, M10 x 25 mm long                   |
|                             | 011075             | 2               | . . . . Nut, hex, M10, Nyloc                                 |
| 7                           | 014747             | 1               | . . Coupling   |
|                             | 013439             | 1               | . . . Washer   |
|                             | 000025             | 1               | . . . Setscrew, hex hd, 5/8" UNC x 1½" long                  |
|                             | 000039             | 1               | . . . Washer, spring, 5/8"                                   |
| 8                           | 012771             | 1               | . . Carrier, magnet  |
| 9                           | 012774             | 1               | . . Sensor lead  |
| 10                          | 031320             | 1               | . . Hose assembly, transmission, 635mm lg, REVERSE           |
| 11                          | 002001             | 2               | . . . Flange split, 1"                                       |
|                             | 000036             | 4               | . . . . Cap screw, skt hd, 7/16" UNC x 1¾" long              |
| 12                          | 031321             | 1               | . . Hose assembly, transmission, 660mm lg, FORWARD           |
| NI                          | 013518             | 1               | . O-Ring   |
| NI                          | 013523             | 1               | . O-Ring   |
| 13                          | 030529             | 1               | . . Pressure switch, hydrostatic braking                     |
| NI                          | 025040             | 1               | . . . Restrictor No 12 , 9/16" x 1/4" BSP 1/32"              |
| 14                          | 002014             | 1               | . . . Adaptor, 1/4" BSP, straight M/F                        |
| 15                          | 011171             | 1               | . . . Elbow, swivel, 1/4" BSP                                |
| 16                          | 011174             | 2               | . . Elbow, swivel, 3/4" BSP                                  |
| 17                          | 011265             | 1               | . . Adaptor 1 1/16" UNF x 1/2" BSP                           |
| 18                          | 011234             | 1               | . . Elbow, hosetail, 1/2" BSP x 5/8"                         |
|                             | 000151             | 4               | . . Cap screw, skt hd, 7/16" UNC x 1½" long                  |
| 19                          | 026179             | 1               | PPU (Pulse Pick Up)  |
| 20                          | 026775             | 1               | . . Plastic Plug (PPU)                                       |
| 21                          | 025410             | 1               | . . Connector Lead (PPU)                                     |
| 22                          | 020577             | 1               | . V-Ring, motor  |
| 23                          | 020610             | 1               | . Seal   |

\* NOTE: The rubber buffer modification is fitted to the right hand side of the transmission motor mount (right hand sweep machines only)

When ordering replacement parts, always give the machine's Serial Number and specify Part Number, Quantity & Description



**DRIVE MOTOR ASSEMBLY**

When ordering replacement parts, always give the machine's Serial Number and specify Part Number, Quantity & Description




---

| <i>Item</i> | <i>Part Number</i> | <i>Quantity</i> | <i>Description</i>                       |
|-------------|--------------------|-----------------|--|
|             |                    |                 | <b>PROPSHAFT GENERAL ARRANGEMENT</b>     |
| 1           | 014694             | 1               | PROPSHAFT                                |
| NI          | 020109             | 1               | . Universal Joint                        |
| NI          | 024129             | 1               | . Grease Nipple                          |
| 2           | 000078             | 4               | . Bolt, hex hd, 3/8" UNF x 1 1/2" (Prop) |
| 3           | 011026             | 4               | . Setscrew, hex hd, 3/8" UNF x 1" (Prop) |
| 4           | 011405             | 8               | . Nut, hex, 3/8" UNF, Nyloc (Prop)       |
| 5           | 014747             | 1               | Coupling , Drive Motor                   |

When ordering replacement parts, always give the machine's Serial Number and specify Part Number, Quantity & Description





**B**

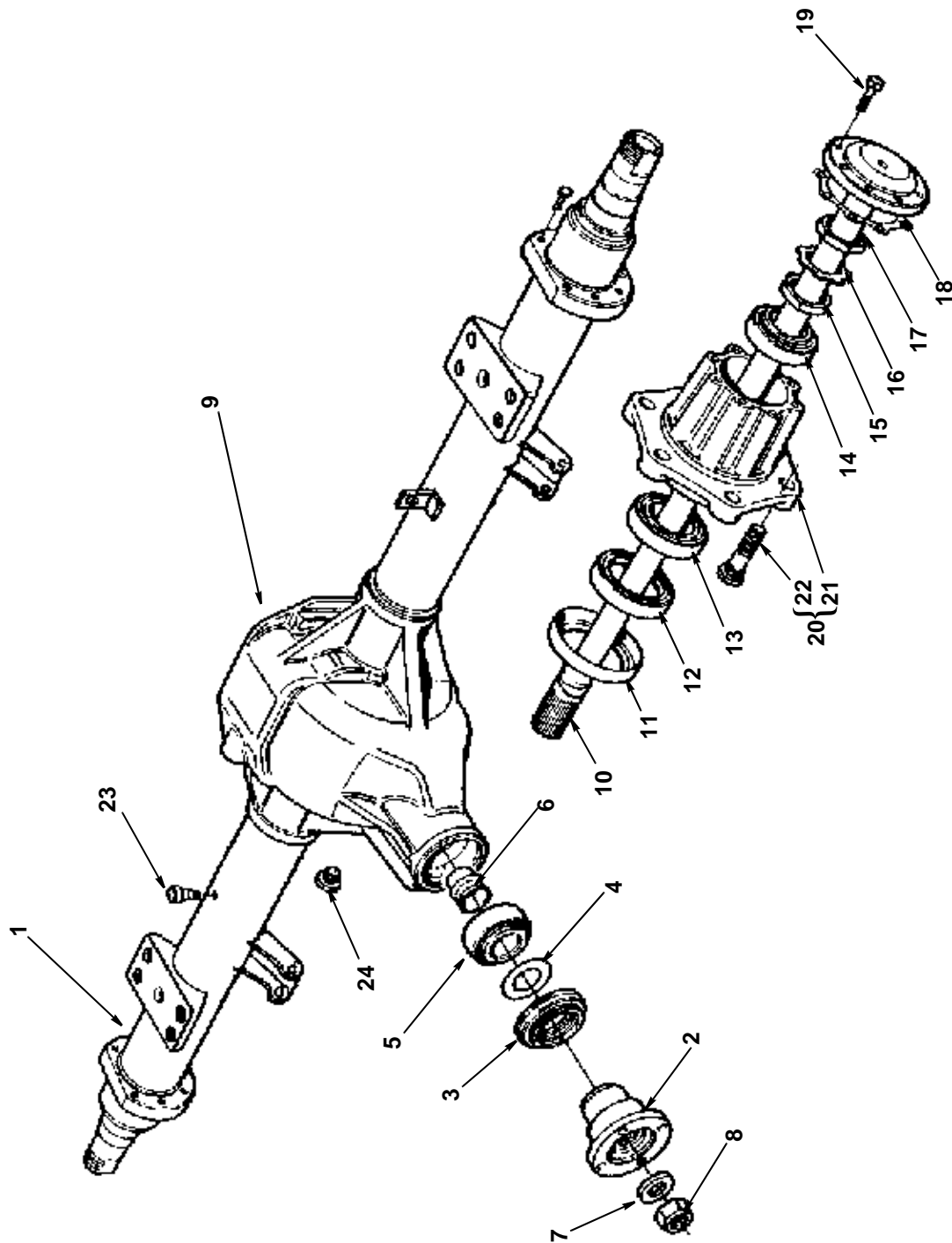
**PROPSHAFT GENERAL ARRANGEMENT**

When ordering replacement parts, always give the machine's Serial Number and specify Part Number, Quantity & Description



| <i>item</i> | <i>Part Number</i> | <i>Quantity</i> | <i>Description</i>   |
|-------------|--------------------|-----------------|--|
|             | <b>025573</b>      |                 | <b>REAR AXLE ASSEMBLY</b>                                      |
| 1           | 020210             | 1               | Axle carrier and tube  |
| 2           | 020162             | 1               | . Drive flange   |
| 3           | 020164             | 1               | .. Pinion oil seal   |
| 4           | 020165             | 1               | .. Pinion oil thrower  |
| 5           | 020166             | 1               | .. Pinion tail bearing   |
| 6           | 020167             | 1               | .. Collapsible spacer *  |
| 7           | 020169             | 1               | ... Pinion washer *  |
| 8           | 020168             | 1               | ... Pinion locknut   |
| 9           | 020206             | 1               | . Rear cover   |
| 10          | 020214             | 2               | . Half shaft   |
| 11          | 020215             | 2               | .. Hub oil thrower   |
| 12          | 020216             | 2               | .. Hub seal  |
| 13          | 020218             | 2               | .. Hub bearing, Inner  |
| 14          | 020220             | 2               | .. Hub bearing, outer  |
| 15          | 020221             | 2               | .. Locknut, hub inner  |
| 16          | 020222             | 2               | ... Lock washer  |
| 17          | 020223             | 2               | ... locknut, hub outer   |
| 18          | 020224             | 2               | ... Gasket   |
| 19          | 020226             | 16              | ... Bolt, special, half shaft                                  |
| 20          | 020180             | 1               | ... Hub & stud assembly, left hand (includes items marked **)  |
| 21          | 020219             | 2               | ... Hub **   |
| 22          | 020213             | 6               | ... Wheel stud, left hand **                                   |
| NI          | 020181             | 1               | ... Hub & stud assembly, right hand (includes items marked **) |
|             | 020219             | 2               | ... Hub **   |
|             | 020217             | 6               | ... Wheel stud, right hand **                                  |
| 23          | 020211             | 1               | . Axle breather  |
| 24          | 020212             | 1               | . Drain plug, magnetic   |

When ordering replacement parts, always give the machine's Serial Number and specify Part Number, Quantity & Description



**REAR AXLE ASSEMBLY**

When ordering replacement parts, always give the machine's Serial Number and specify Part Number, Quantity & Description



**THIS PAGE INTENTIONALLY LEFT BLANK**

When ordering replacement parts, always give the machine's Serial Number and specify Part Number, Quantity & Description

# ILLUSTRATED PARTS CATALOGUE

SCARAB VM MINOR - CANbus

---

## SECTION C CHASSIS

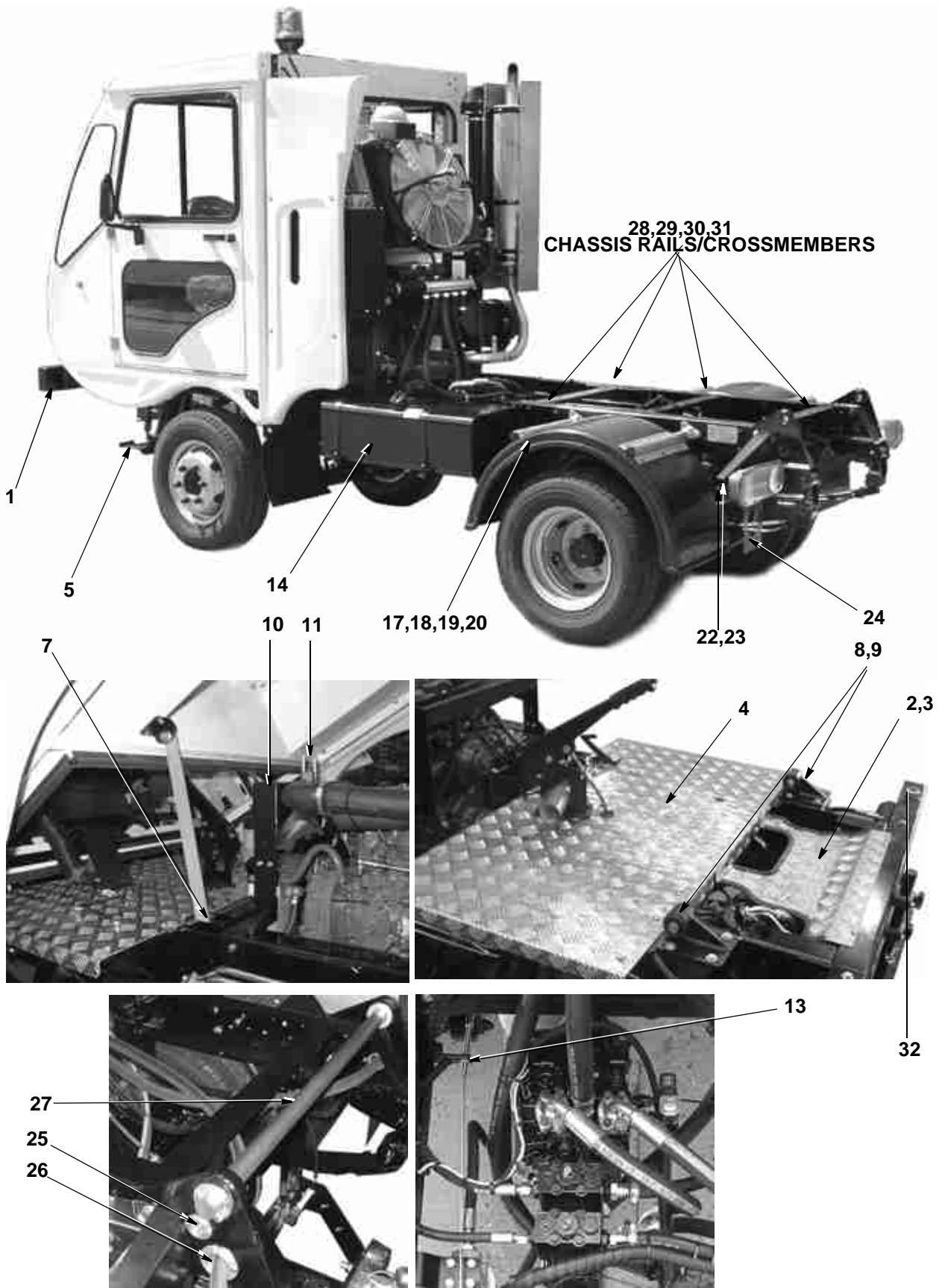
### Table of Contents

| <b>Assembly/Description</b>                       | <b>Page</b> |
|---|-------------|
| Chassis General Arrangement .....                 | 1-4         |
| Gantry General Arrangement .....                  | 5           |
| Front Mud Flap Assembly .....                     | 7           |
| Rear Mud Guard Assembly .....                     | 7           |
| Front Suspension Assembly .....                   | 9           |
| Rear Suspension Assembly & Associated Parts ..... | 11          |
| Front Axle & Steering Arrangement .....           | 13          |
| Front Axle & Associated Parts .....               | 15          |



| <i>item</i>                        | <i>Part Number</i> | <i>Quantity</i> | <i>Description</i>                                       |
|------------------------------------|--------------------|-----------------|--|
| <b>CHASSIS GENERAL ARRANGEMENT</b> |                    |                 |  |
| 1                                  | 013498             | 1               | . Bumper, front  |
|                                    | 011031             | 6               | . . Bolt, hex hd, M10 x 25 mm long                       |
|                                    | 011075             | 6               | . . Nut, hex, M10, Nyloc                                 |
|                                    | 013662             | 4               | . . . Bush   |
| 2                                  | 014124             | 1               | . Cover, left hand drive (LHD)                           |
| 3                                  | 014398             | 1               | . Cover, right hand drive                                |
|                                    | 011071             | 3               | . . Nut, hex, M6, Nyloc                                  |
|                                    | 010545             | 1               | . . Titanfast  |
| 4                                  | 013426             | 1               | . Floorplate   |
|                                    | 000057             | 10              | . . Screw, pan hd, M8 x 20 mm long                       |
|                                    | 011073             | 10              | . . Nut, hex, M8, Nyloc                                  |
| 5                                  | 022320             | 1               | . Step, left hand  |
| NI                                 | 022321             | 1               | . Step, right hand                                       |
|                                    | 011010             | 4               | . . Bolt, hex hd, M8 x 20 mm long                        |
|                                    | 011073             | 4               | . . Nut, hex, M8, Nyloc                                  |
| *7                                 | 014845             | 1               | . Pocket, cab prop *                                     |
|                                    | 011075             | 2               | . . Nut, hex, M10, Nyloc                                 |
| 8                                  | 027734             | 2               | Cab Pivot Bracket  |
| 9                                  | 027731             | 2               | . Bush (Brass Bush Insert 027732)                        |
| NI                                 | 011011             | 8               | . Bolt, M8 x M25mm                                       |
| NI                                 | 011073             | 8               | . Nut, hex, M8, Nyloc                                    |
| 10                                 | 014834             | 1               | . Cab locking strap                                      |
|                                    | 011010             | 4               | . . Bolt, hex hd, M8 x 20 mm long                        |
|                                    | 011073             | 4               | . . Nut, hex, M8, Nyloc                                  |
| 11                                 | 021904             | 1               | . . EYE BOLT, CAB LOCK.....Page E13                      |
| 12                                 | 022464             | 2               | . Bracket, cab bump-stop                                 |
|                                    | 011011             | 2               | . . Bolt, hex, M8 x 25mm long                            |
|                                    | 011073             | 2               | . . Nut, hex, M8, Nyloc                                  |
| 13                                 | 014020             | 1               | Handbrake abutment (Mounted on left hand chassis rail)   |
|                                    | 011010             | 4               | . . Bolt, hex hd, M8 x 20 mm long                        |
|                                    | 011073             | 2               | . . Nut, hex, M8, Nyloc                                  |
|                                    | 011075             | 2               | . . Nut, hex, M10, Nyloc                                 |
| 14                                 | 013953             | 2               | . Side Fuel Tank Mounting - Lower Bracket (Single Sweep) |
| NI                                 | 013905             | 1               | . Rear Fuel Tank Mounting - Lower Bracket (Dual Sweep)   |
|                                    | 011011             | 2               | . . Bolt, hex, M8 x 25mm long                            |
|                                    | 011073             | 2               | . . Nut, hex, M8, Nyloc                                  |
| 15                                 | 013465             | 2               | . Hopper guide   |
|                                    | 011011             | 2               | . . Bolt, hex, M8 x 25mm long                            |
|                                    | 011073             | 2               | . . Nut, hex, M8, Nyloc                                  |
| *16                                | 011757             | 1               | . Pocket, hopper prop *                                  |
|                                    | 011001             | 2               | . . Bolt, hex hd, M6 x 16 mm long                        |
|                                    | 011071             | 2               | . . Nut, hex, M6, Nyloc                                  |
| 17                                 | 013402             | 2               | . Mudguard   |
| 18                                 | 013404             | 4               | . . Bracket, mudguard                                    |
|                                    | 011032             | 3               | . . . Bolt, hex hd, M10 x 30 mm long                     |
|                                    | 011075             | 3               | . . . Nut, hex, M10, Nyloc                               |
| 21                                 | 013938             | 1               | . Label, load apportioning valve (LAV)                   |
|                                    | 011125             | 4               | . . Rivet, blind, 3.2 mm x 10 mm long                    |
| 22                                 | 013998             | 1               | . Bracket, Rear light left hand                          |
| 23                                 | 013999             | 1               | . Bracket, Rear light right hand                         |
|                                    | 011011             | 2               | . . Bolt, hex, M8 x 25mm long                            |
|                                    | 011073             | 2               | . . Nut, hex, M8, NylocContinued...                      |

When ordering replacement parts, always give the machine's Serial Number and specify Part Number, Quantity & Description



**CHASSIS GENERAL ARRANGEMENT**

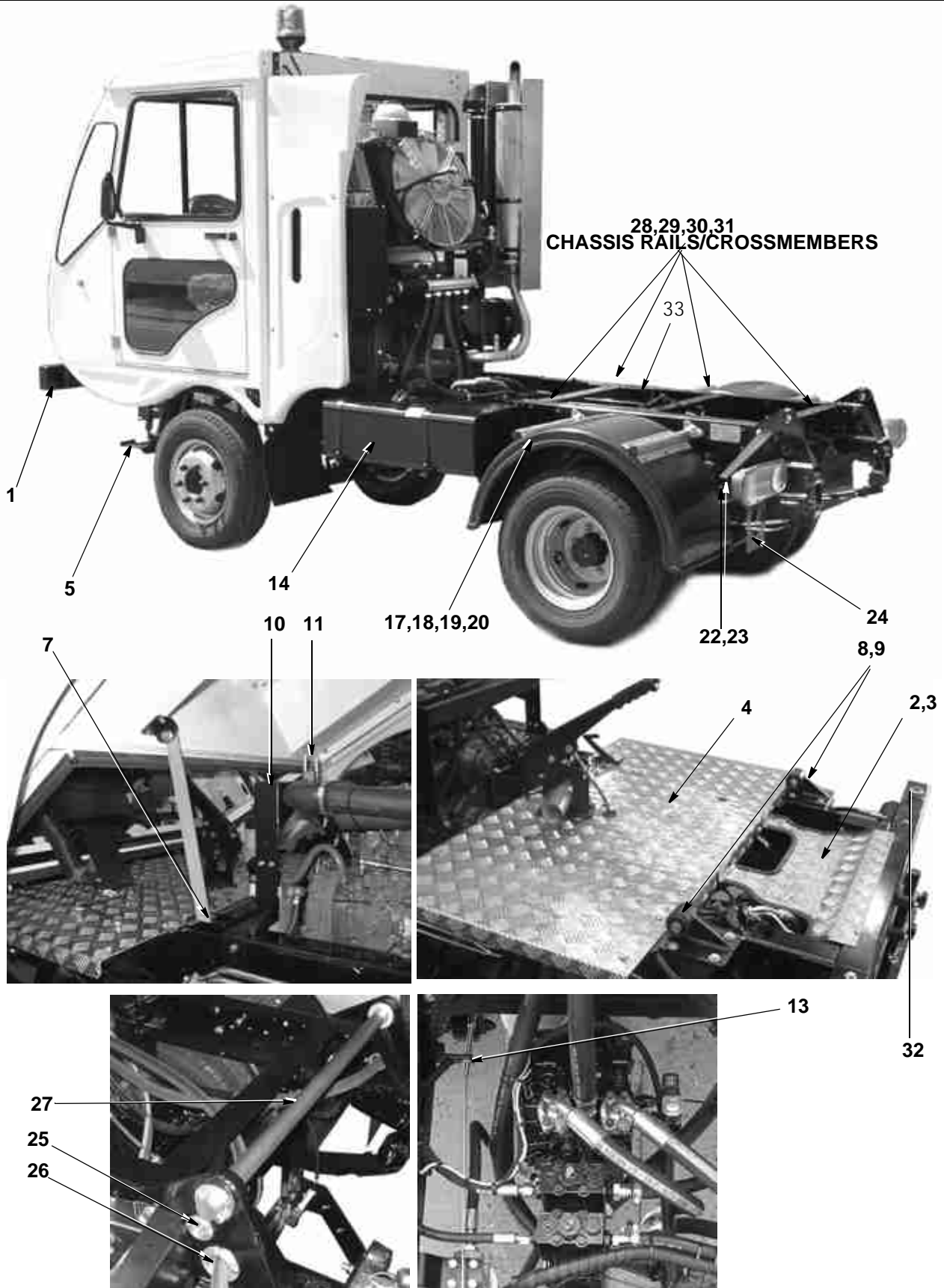
When ordering replacement parts, always give the machine's Serial Number and specify Part Number, Quantity & Description



| <i>item</i>                        | <i>Part Number</i> | <i>Quantity</i> | <i>Description</i>                |
|------------------------------------|--------------------|-----------------|-----------------------------------|
| <b>CHASSIS GENERAL ARRANGEMENT</b> |                    |                 |                                   |
| *24                                | 012934             | 1               | Bracket, number plate *           |
|                                    | 011010             | 4               | . . Bolt, hex hd, M8 x 20 mm long |
|                                    | 011073             | 2               | . . Nut, hex, M8, Nyloc           |
| 25                                 | 014001             | 2               | . Bush                            |
| 26                                 | 013996             | 2               | . Bush                            |
| 27                                 | 011640             | 1               | . Pin hinge                       |
|                                    | 011013             | 2               | . . Bolt, M8 x 35mm               |
|                                    | 011073             | 2               | . . Nut, hex, M8, Nyloc           |
|                                    | 011102             | 4               | . . Washer M20                    |
| 28                                 | 021640             | 1               | Chassis Rails (Counted as pairs)  |
| 29                                 | 013435             | 1               | . Crossmember (2)                 |
| 30                                 | 014835             | 1               | . Crossmember (1)                 |
| 31                                 | 013418             | 1               | . Crossmember (3)                 |
| 32                                 | 010768             | 2               | Collar, locking                   |
| 33                                 | 011599             | 2               | Hopper Ram Trunnions              |
| NI                                 | 011577             | 1               | . HOPPER RAM ..... See G1         |

When ordering replacement parts, always give the machine's Serial Number and specify Part Number, Quantity & Description







**CHASSIS GENERAL ARRANGEMENT**

When ordering replacement parts, always give the machine's Serial Number and specify Part Number, Quantity & Description



| <i>Item</i> | <i>Part Number</i> | <i>Quantity</i> | <i>Description</i>                     |
|-------------|--------------------|-----------------|--|
|             | <b>031936</b>      |                 | <b>GANTRY GENERAL ARRANGEMENT</b>      |
| 1           | 025144             | 1               | Gantry Frame LH Leg                    |
| 2           | 025147             | 1               | Gantry Frame RH Leg                    |
| NI          | 026728             | 1               | . Gantry Crossmember Front             |
| NI          | 026729             | 1               | . Gantry Crossmember Rear              |
| 3           | 025143             | 1               | Oil Tank Assembly ..... See J9         |
| 4           | 025146             | 1               | Radiator Assembly ..... See A3 & J7    |
| 5           | 027742             | 1               | . Manifold Oil Tank feed               |
| 6           | 025148             | 1               | . Manifold Oil Return                  |
| NI          | 026868             | 1               | Manifold bracket                       |
| NI          | 026866             | 1               | Water Pump, Electric ..... See H3      |
| 7           | 031656             | 2               | Node (CANbus)                          |
| 8           | 031228             | 1               | Node support                           |
| 9           | 031229             | 2               | Node spacer                            |
| 10          | 031230             | 1               | Node cover                             |
| 11          | 000248             | 2               | Grip Nut (Canbus Cover)                |
| 12          | 026787             | 1               | Valve Block Main Assembly ..... See J1 |
| 13          | 026790             | 1               | Brush Block Assembly ..... See J3      |
| 14          | 025489             | 1               | Exhaust Silencer ..... See A3          |
| 15          | 025279             | 1               | Air Cleaner Assembly ..... See A3      |
| 16          | 027898             | 1               | Battery 12v 90AH                       |
| 17          | 026420             | 1               | Brk Extension Panel Support Up         |
| 18          | 026421             | 1               | Brk Extension Panel Support Up         |

When ordering replacement parts, always give the machine's Serial Number and specify Part Number, Quantity & Description



**GANTRY GENERAL ARRANGEMENT**

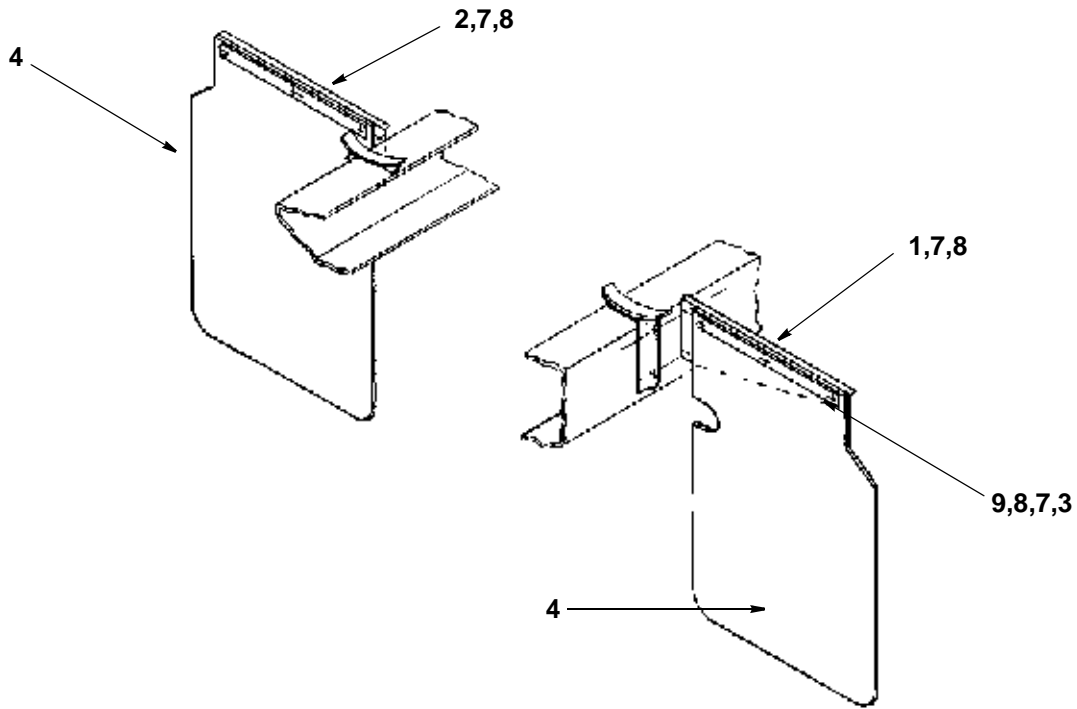
When ordering replacement parts, always give the machine's Serial Number and specify Part Number, Quantity & Description



| <i>item</i>                   | <i>Part Number</i> | <i>Quantity</i> | <i>Description</i>          |
|-------------------------------|--------------------|-----------------|-----------------------------|
| <b>FRONT MUDFLAP ASSEMBLY</b> |                    |                 |                             |
| 1                             | 014738             | 1               | Bracket, Mudflap left hand  |
| 2                             | 014739             | 1               | Bracket, Mudflap right hand |
| 3                             | 014741             | 2               | Clamp Strip, Mudflap        |
| 4                             | 014744             | 0.40            | Rubber, 6mm Thick           |
|                               | 014745             | REF             | Mudguard, Front             |
| 5                             | 011001             | 10              | Bolt, hex, M6 x 16mm long   |
| 6                             | 011071             | 10              | Nut, hex, M6                |
| 7                             | 011091             | 6               | Washer, spring 6mm          |

| <i>item</i>  | <i>Part Number</i> | <i>Quantity</i> | <i>Description</i>       |
|--|--------------------|-----------------|--------------------------|
| <b>REAR MUDGUARD ARRANGEMENT/Showing SUCTION COVER</b> |                    |                 |                          |
| 1  | 013402             | 2               | Mudguard (J22)           |
| 2  | 013404             | 4               | . Bracket                |
| 3  | 014162             | 4               | . Stay Mudguard          |
| 4  | 012954             | 4               | . Bracket backplate      |
| 5  | 011010             | 24              | . Hex Setscrew M8 x 20mm |
| 6  | 011073             | 24              | . Nut, nyloc M8          |
| 7  | 011766             | 1               | Suction Cover            |
| 8  | 010502             | 1               | . Handle                 |
| 9  | 023275             | 1               | . Bracket                |
| 10   | 013506             | 2               | . Pin                    |
| 11   | 013507             | 2               | . Linch                  |

When ordering replacement parts, always give the machine's Serial Number and specify Part Number, Quantity & Description



**FRONT MUDFLAP ASSEMBLY**



**REAR MUDGUARD ASSEMBLY**



When ordering replacement parts, always give the machine's Serial Number and specify Part Number, Quantity & Description



| <i>item</i>                      | <i>Part Number</i> | <i>Quantity</i> | <i>Description</i>                          |
|----------------------------------|--------------------|-----------------|---|
| <b>FRONT SUSPENSION ASSEMBLY</b> |                    |                 |   |
| 1                                | 027666             | 2               | . Spring, Front                             |
| 2                                | 023627             | 2               | .. Bush, rubber                             |
| NI                               | 023626             | 1               | .. Centre leaf retaining bolt               |
|                                  | 011419             | 1               | ... Bolt, hex hd, M14 x 110 mm long         |
|                                  | 011127             | 1               | ... Nut, hex, M14                           |
| 3                                | 023343             | 1               | .. Packer, LHD M/cs only                    |
| NI                               | 000066             | 4               | ... Bolt M14 x 140 mm (Packer bolts)        |
| 4                                | 014639             | 1               | .. Top plate, spring                        |
|                                  | 000102             | 4               | ... Bolt, hex, M14 x 100mm long             |
|                                  | 011127             | 4               | ... Nut M14                                 |
| 5                                | 027668             | 1               | . Stabiliser bar, front                     |
| 6                                | 026761             | 2               | .. Clamp                                    |
| 7                                | 026760             | 2               | .. Bush                                     |
| 8                                | 027671             | 2               | ... Plate                                   |
| 9                                | 014508             | 4               | .. Spacer, 20 x 12.5 x 24 mm long           |
|                                  | 100132             | 2               | ... U-bolt                                  |
|                                  | 100135             | 4               | ... Nut                                     |
| 10                               | 100134             | 2               | .. Link                                     |
|                                  | 011077             | 1               | ... Nut M12                                 |
| 11                               | 100035             | 2               | . Shock absorber                            |
| NI                               | 100453             | 2               | ... Bush repair kit (100035 Shock Absorber) |
|                                  | TBD                | 1               | .. Bolt, hex, M12 x 65 mm long              |
|                                  | 011096             | 1               | .. Washer M12                               |
|                                  | 013448             | 1               | .. Washer                                   |
|                                  | 011077             | 1               | .. Nut, hex, M12                            |
|                                  | 011077             | 1               | .. Nut, hex, M12                            |
| 12                               | 013448             | 1               | .. Washer                                   |
|                                  | 013755             | 2               | . Bump stop                                 |
|                                  | 011053             | 1               | .. Bolt, hex, M12 x 35 mm long              |
|                                  | 011096             | 1               | .. Washer M12                               |
| 13                               | 011077             | 1               | .. Nut M12                                  |
|                                  | 013849             | 2               | .. Shackle, spring, front                   |
| 14                               | 100013             | 2               | ... Bush, front spring shackle              |
|                                  | 011259             | 1               | ... Bolt, hex hd, M12 x 130 mm long         |
|                                  | 011077             | 1               | ... Nut, hex, M12                           |

} Lower attachment point  
 } Upper attachment point

When ordering replacement parts, always give the machine's Serial Number and specify Part Number, Quantity & Description



**FRONT SUSPENSION & ASSOCIATED PARTS**


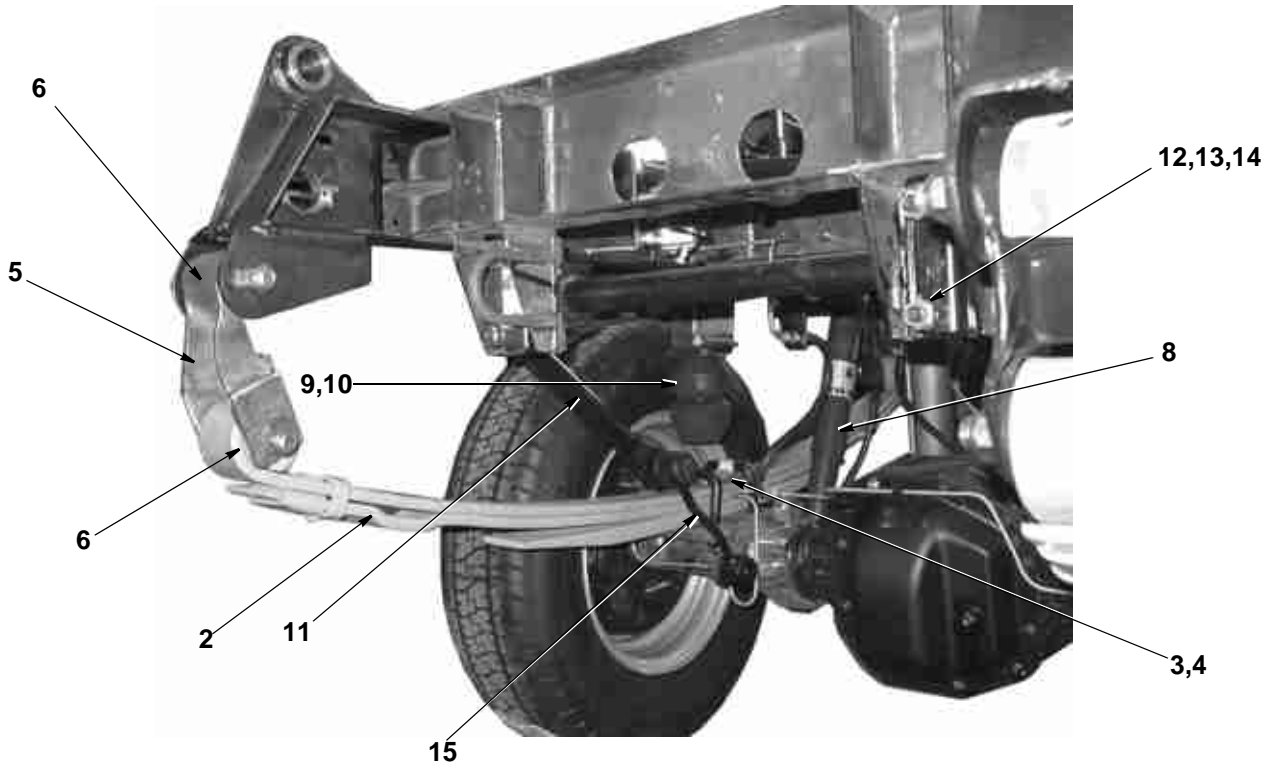
When ordering replacement parts, always give the machine's Serial Number and specify Part Number, Quantity & Description



| <b>item</b>                                   | <b>Part Number</b> | <b>Quantity</b> | <b>Description</b>   |
|---|--------------------|-----------------|--|
| <b>REAR SUSPENSION &amp; ASSOCIATED PARTS</b> |                    |                 |  |
| 1   | 025573             | 1               | . AXLE ASSEMBLY, REAR.....Page B7                                    |
| 2   | 027667             | 2               | .. Spring, Rear  |
| 3   | 020657             | 2               | ... Plate  |
| 4   | 100025             | 4               | ... U bolt   |
|   | 011060             | 8               | .... Nut, M16  |
| 5   | 100029             | 1- 2            | ... Shackle, spring (2 fitted to RHD - 1 fitted to LHD)              |
| 5   | 023345             | 1               | ... Shackle, spring, nearside (for use only on left hand drive M/cs) |
|   | 011423             | 2               | .... Bolt, hex, M16 x 110 mm long                                    |
|   | 011060             | 2               | .... Nut, M16  |
| 6   | 100525             | 2               | ... Bush, rear   |
| 7   | 100524             | 2               | ... Bush, front  |
|   | 011423             | 2               | .... Bolt, hex, M20 x 110mm long                                     |
|   | 011060             | 2               | .... Nut, M20  |
| 8   | 100035             | 2               | ... Shock absorber   |
| NI  | 100453             | 2               | .... Bush Kit (Spares for 100035 Shock Absorber)                     |
|   | 013448             | 2               | .... Washer  |
|   | 011077             | 2               | .... Nut, M12  |
|   | 011055             | 2               | .... Bolt, hex, M12 x 65 mm long                                     |
|   | 011077             | 2               | .... Nut, M12  |
| 9   | 013755             | 2               | .. Bump stop   |
|   | 011053             | 2               | ... Bolt, hex, M12 x 35mm long                                       |
|   | 011096             | 2               | ... Washer M12   |
|   | 011077             | 2               | ... Nut M12  |
| 10  | 023342             | 1               | ... Packer, nearside bump stop(only on left hand drive M/cs)         |
| 11  | 027669             | 1               | .. Stabiliser bar  |
| 12  | 027671             | 2               | ... Clamp  |
| NI  | 027670             | 4               | ... Bush   |
| 13  | 100132             | 4               | .... U Bolt  |
| 14  | 014508             | 8               | .... Spacer 20 x 12.5 x 24 mm long                                   |
|   | 100135             | 8               | .... Nut   |
| 15  | 100134             | 2               | ... Link   |
|   | 011077             | 4               | .... Nut, M12  |
| 16  | 014609             | 2               | .. Road wheel  |
|   | 028807             | 6               | ... Wheelnut, left hand 27mm A/F                                     |
|   | 028808             | 6               | ... Wheelnut, right hand 27mm A/F                                    |
| 17  | 013463             | 2               | ... Tyre 195R x 14C  |

When ordering replacement parts, always give the machine's Serial Number and specify Part Number, Quantity & Description





**REAR SUSPENSION & ASSOCIATED PARTS**


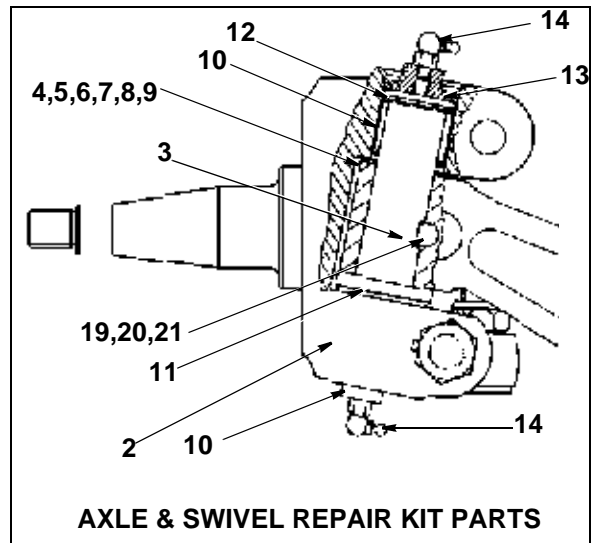

When ordering replacement parts, always give the machine's Serial Number and specify Part Number, Quantity & Description



| <i>item</i>                                  | <i>Part Number</i> | <i>Quantity</i> | <i>Description</i>                                     |
|--|--------------------|-----------------|--|
| <b>FRONT AXLE - STEERING HUB ARRANGEMENT</b> |                    |                 |  |
| 1  | 021611             | 1               | . Axle beam  |
| 2  | 022861             | 1               | .. Stub axle, right hand                               |
| NI   | 022860             | 1               | .. Stub axle, left hand                                |
| 3  | 021620             | 1               | ... Swivel pin   |
|  | 021626             | 1               | .... Nut   |
|  | 021627             | 1               | .... Washer  |
| NI   | 021842             | REF             | Repair kit, swivel pin                                 |
| 4  | 021634             | As Req          | .... Shim .046 - .050                                  |
| 5  | 021635             | As Req          | .... Shim .051 - .055                                  |
| 6  | 021636             | As Req          | .... Shim .056 - .060                                  |
| 7  | 021637             | As Req          | .... Shim .061 - .065                                  |
| 8  | 021638             | As Req          | .... Shim .036 - .042                                  |
| 9  | 021639             | As Req          | .... Shim .066 - .070                                  |
| 10   | 021616             | 2               | .... Bearing, needle roller                            |
| 11   | 021619             | 2               | .... Bearing, thrust                                   |
|  | 021631             | 2               | .... Circlip   |
| 12   | 021633             | 2               | .... O-Ring  |
| 13   | 021610             | 2               | ... End cap  |
| 14   | 021632             | 1               | .... Grease nipple, 1/4" UNF                           |
| 15   | 022854             | 1               | ... Track rod arm, right hand                          |
| NI   | 021628             | 2               | .... Key, woodruff                                     |
|  | 021629             | 2               | .... Nut, 5/8" UNF                                     |
| NI   | 022855             | 1               | ... Track rod arm, left hand                           |
| NI   | 021628             | 2               | .... Key, woodruff                                     |
|  | 021629             | 2               | .... Nut, 5/8" UNF                                     |
| 16   | 021646             | 1               | .... Ball joint, RH                                    |
| 17   | 021648             | 1               | .... Track rod (Machines without Air Conditioning)     |
| 17   | 022670             | 1               | .... Track rod (Machines fitted with Air Conditioning) |
| 18   | 021644             | 2               | .... Clamp track rod                                   |
| NI   | 000249             | 2               | .. Bolt, socket, M10 x 40mm                            |
| NI   | 011074             | 2               | .. Nut, hex, M10                                       |
| 19   | 021622             | 2               | ... Cotter Pin   |
| 20   | 021626             | 2               | ... Nut  |
| 21   | 021627             | 2               | ... Washer   |
| 22   | 021645             | 1               | .. Ball Joint LH                                       |
| 23   | 028187             | 1               | Drag link tube (includes ball joints)                  |
| 24   | 028186             | 1               | . Ball Joint LH (STEERING BOX DROP ARM END)            |
| 25   | 028180             | 1               | . Ball Joint RH (STUB AXLE END)                        |
| NI   | 031926             | 1               | .. Locknut Left Hand Thread                            |
| NI   | 031925             | as req          | .. Lock Washer   |
| NI   | 031924             | 1               | .. Locknut Right Hand Thread                           |
| 26   | 021644             | 2               | ... Clamp  |
| 27   | 030649             | 1               | Steering Arm <b>LHD</b>                                |
| 27   | 030650             | 1               | Steering Arm <b>RHD</b>                                |
| 28   | 021629             | 2               | . Nut 5/8" UNF   |
| 29   | 021628             | 2               | . Key Woodruff   |
| 30   | 014601             | 1               | Brake Caliper Assembly LH                              |
| 31   | 014602             | 1               | Brake Caliper Assembly RH                              |
| 32   | 014816             | 2               | . Hose, brake  |
| 33   | 014792             | 2               | . Brake pipe nut                                       |

} Use as required to achieve a clearance of 0.0025 to 0.2030

When ordering replacement parts, always give the machine's Serial Number and specify Part Number, Quantity & Description



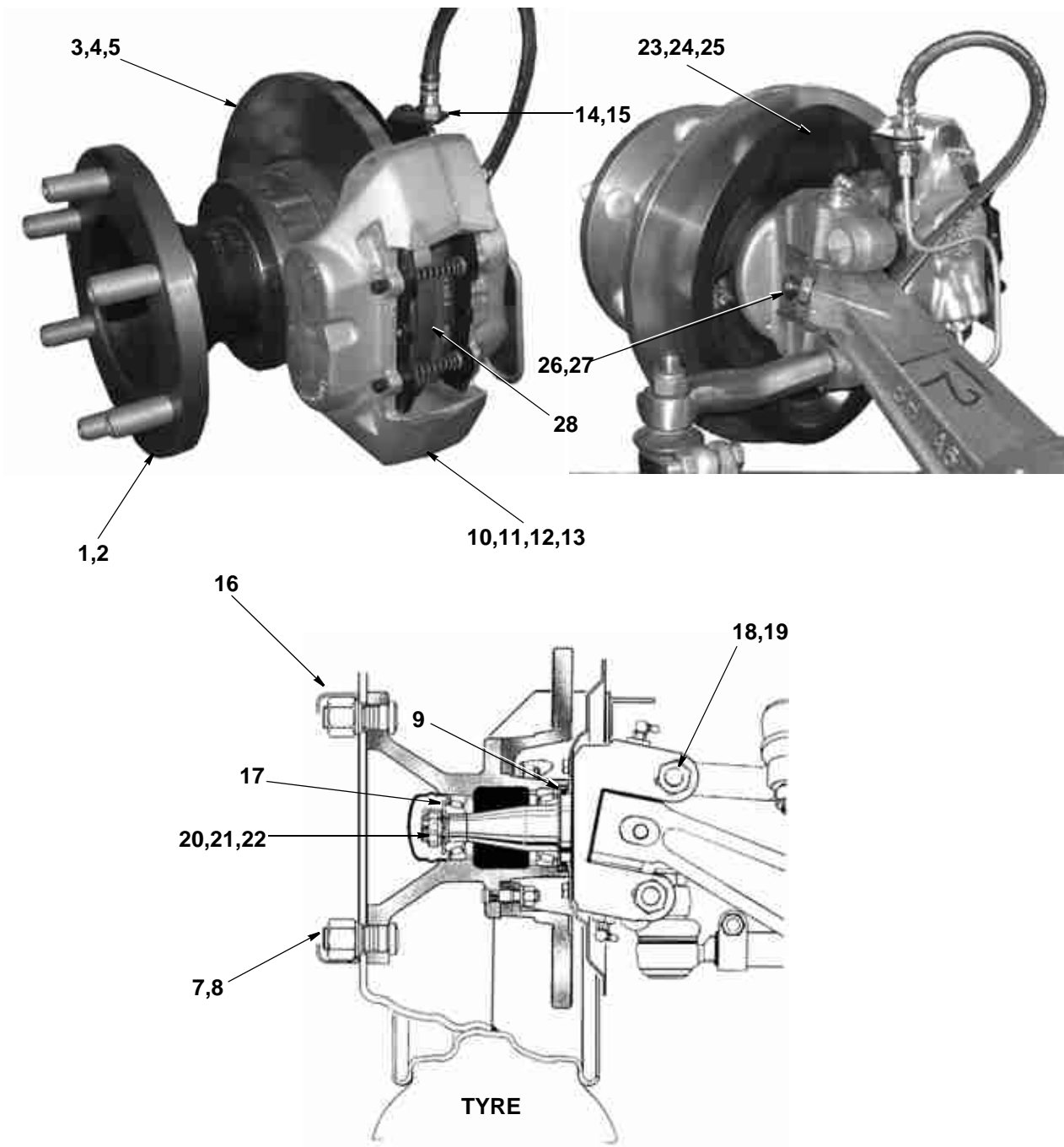
**FRONT AXLE (STEERING)\***

When ordering replacement parts, always give the machine's Serial Number and specify Part Number, Quantity & Description



| item                                     | Part Number | Quantity |    | Description                  |
|--|-------------|----------|----|------------------------------|
|  |             | LH       | RH |                              |
| <b>FRONT AXLE &amp; ASSOCIATED PARTS</b> |             |          |    |                              |
| 1  | 014592      | 1        | -  | Hub assy LH                  |
| 2  | 014593      | -        | 1  | Hub assy RH                  |
| 3  | 014594      | 1        | 1  | Disc front                   |
| 4  | 014595      | 5        | 5  | Nut (Hub to Disc)            |
| 5  | 014596      | 5        | 5  | Lock washer (Hub to Disc)    |
| 6  | 014605      | 1        | 1  | Grease Cap                   |
| 7  | 028807      | 6        | -  | Nut LH (Road wheel) 27mm A/F |
| 8  | 028808      | -        | 6  | Nut RH (Road wheel) 27mm A/F |
| 9  | 014626      | 1        | 1  | Oil Seal                     |
| 10                                       | 014601      | 1        | -  | Brake Caliper Assy LH        |
| 11                                       | 014602      | -        | 1  | Brake Caliper Assy RH        |
| NI                                       | 000238      | 1        | 1  | . . Bleed Nipple             |
| 12                                       | 011052      | 2        | 2  | Bolt, hex, M12 x 30mm long   |
| 13                                       | 011097      | 2        | 2  | Washer, spring, M12          |
| 14                                       | 014774      | 1        | -  | Caliper Hose bracket, LH     |
| 15                                       | 014775      | -        | 1  | Caliper Hose bracket, RH     |
| 16                                       | 014819      | 1        | 1  | Hub Cover                    |
| 17                                       | 014768      | 1        | 1  | Washer, Axle D               |
| 18                                       | 021629      | 1        | 1  | Nut, 5/8" UNF                |
| 19                                       | 021628      | 1        | 1  | Key woodruff                 |
| 20                                       | 021641      | 1        | 1  | Locking Cap                  |
| 21                                       | 021642      | 1        | 1  | Nut, 5/8" UNF                |
| 22                                       | 021643      | 1        | 1  | Split Pin 1/8" x 1 1/2"      |
| 23                                       | 021671      | 1        | 1  | Brake Disc Shield            |
| 24                                       | 011098      | 2        | 2  | Washer, Spring, 1/4"         |
| 25                                       | 000063      | 2        | 2  | Bolt, hex, 1/4" UNF x 1/2"   |
| 26                                       | 011014      | 1        | 1  | Bolt, hex, M8 x 40mm long    |
| 27                                       | 011072      | 1        | 1  | Nut, M8                      |
| 28                                       | 020138      | 1        | 1  | Brake Disc pad kit           |
| NI                                       | 014619      | 1        | 1  | Front hub bearing kit        |
| NI                                       | 014627      | 6        | 6  | Stud hub to Disc             |
| NI                                       | 014597      | 6        | -  | Wheel Stud front LH          |
| NI                                       | 014598      | -        | 6  | Wheel Stud front RH          |

When ordering replacement parts, always give the machine's Serial Number and specify Part Number, Quantity & Description



**FRONT AXLE & ASSOCIATED PARTS**

When ordering replacement parts, always give the machine's Serial Number and specify Part Number, Quantity & Description



**THIS PAGE INTENTIONALLY LEFT BLANK**

When ordering replacement parts, always give the machine's Serial Number and specify Part Number, Quantity & Description

# ILLUSTRATED PARTS CATALOGUE

SCARAB VM MINOR - CANbus

---

## SECTION D BRAKES & RELATED COMPONENTS

### TABLE OF CONTENTS

| <b>Assembly/Description</b>           | <b>Page</b> |
|---------------------------------------|-------------|
| Braking System - Piping & Valve ..... | 1           |
| Brake Pedal Assembly .....            | 1           |
| Front Brake Calipers .....            | 3           |
| Rear Brake Arrangement .....          | 3           |
| Handbrake Arrangement .....           | 5           |

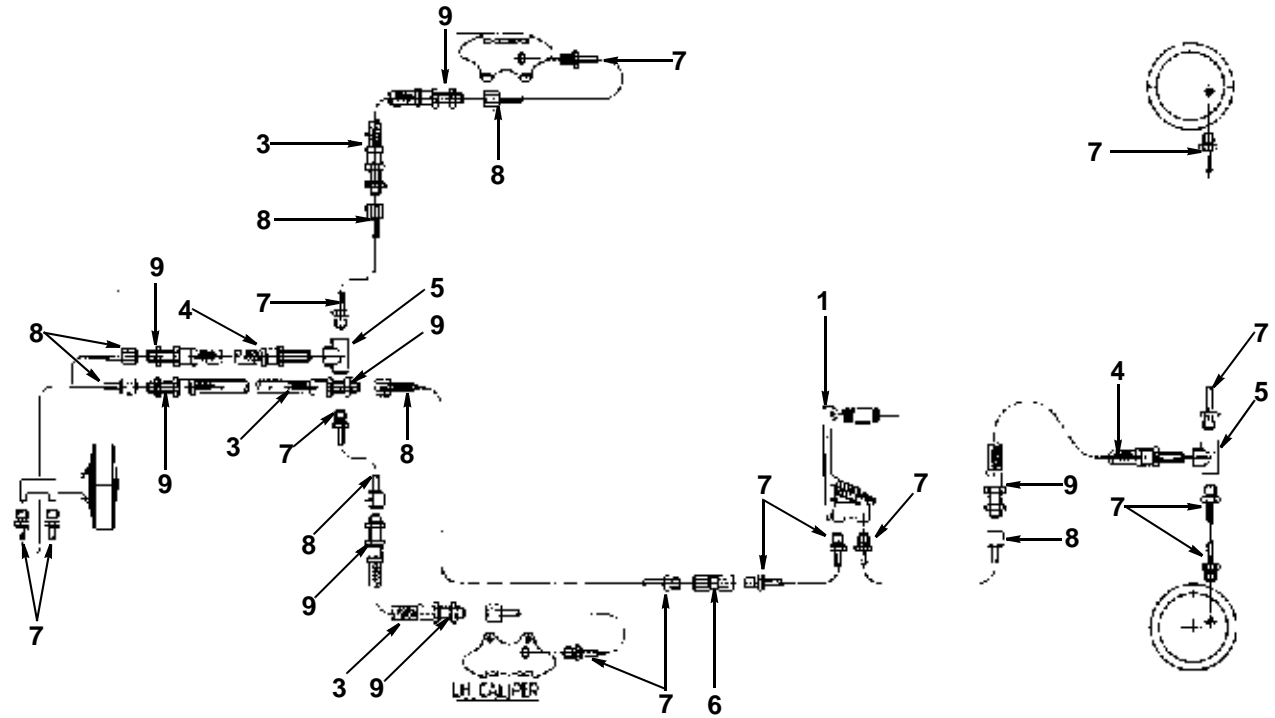


| <i>item</i>                                | <i>Part Number</i> | <i>Quantity</i> | <i>Description</i>            |
|--|--------------------|-----------------|-------------------------------|
| <b>BRAKING SYSTEM - PIPING &amp; VALVE</b> |                    |                 |                               |
| 1  | 014748             | 1               | Brake LAV valve               |
| 2  | 014207             | 1               | Kunifer 3/16" (25ft)          |
| 3  | 014816             | 3               | Brake hose MEL 50815          |
| 4  | 014817             | 2               | Brake hose MEL 50928          |
| 5  | 014818             | 2               | . Adaptor, brake hose         |
| 6  | 014212             | 1               | Connector, 3/16" Kunifer      |
| 7  | 014209             | 14              | Nut, M10 Short, 3/16" Kunifer |
| 8  | 014792             | 8               | Nut, brake pipe, M10 x 1      |
| 9  | 000077             | 8               | Nut, M10 x 1                  |

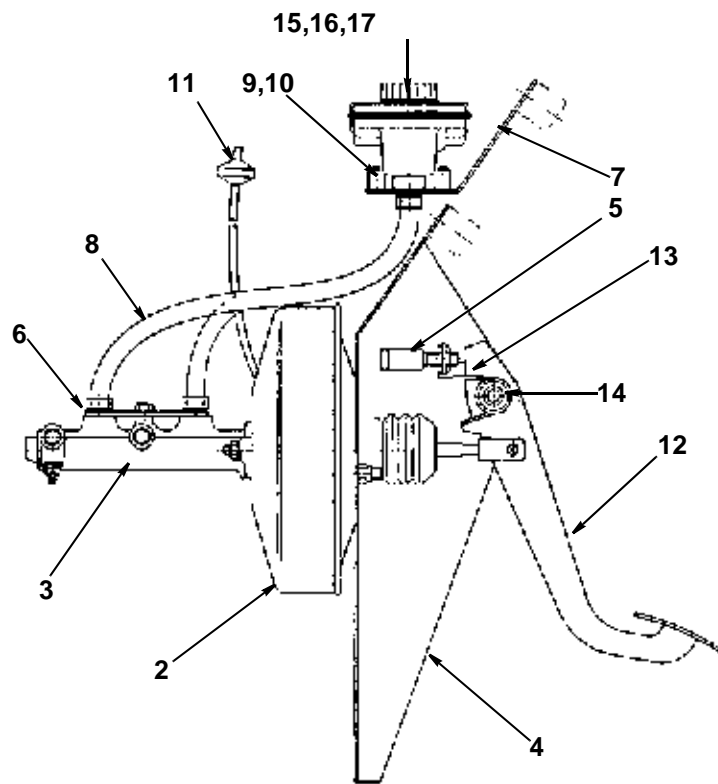
| <i>item</i>                 | <i>Part Number</i> | <i>Quantity</i> | <i>Description</i>                                    |
|-----------------------------|--------------------|-----------------|---|
| <b>BRAKE PEDAL ASSEMBLY</b> |                    |                 |   |
| 1                           | 014648             | 1               | . Brake master cylinder and Servo                     |
|                             | 011075             | 3               | .. Nut M10  |
| 2                           | 100442             | 1               | .. Servo assembly                                     |
| 3                           | 100443             | 1               | .. Master cylinder                                    |
| NI                          | 100444             | 1               | ... Repair kit, Master cylinder                       |
| 4                           | 025971             | 1               | .. Mounting bracket, brake assembly                   |
|                             | 000021             | 3               | ... Bolt, hex hd, M6 x 40mm long                      |
|                             | 011071             | 3               | ... Nut, hex, M6, Nyloc                               |
| 5                           | 100021             | 1               | ... Switch, stoplight                                 |
|                             | 100022             | 1               | ... . Nut   |
| 6                           | 014812             | 1               | .. Adaptor plate, master cylinder                     |
|                             | 000081             | 2               | ... Bolt, hex hd, 1/4" UNC x 1/2"                     |
| 7                           | 014813             | 1               | . Mounting bracket, remote reservoir                  |
|                             | 011003             | 2               | .. Bolt, hex hd, M6 x 50mm long                       |
|                             | 011071             | 2               | .. Nut, hex, M6, Nyloc                                |
| 8                           | 014784             | 0.70 m          | .. Hose 7.5 x 15 Dia                                  |
|                             | 010960             | 4               | ... 1/2 O Clips                                       |
| 9                           | 014811             | 2               | ... Hosetail, remote reservoir                        |
| 10                          | 014783             | 2               | ... Seal, reservoir mounting                          |
| 11                          | 100123             | 1               | .. Hose assy, servo vacuum                            |
| 12                          | 014256             | 1               | . Brake pedal, left hand drive                        |
| 12                          | 014257             | 1               | . Brake pedal, right hand drive                       |
| 13                          | 100044             | 1               | .. Spring, brake pedal                                |
| 14                          | 013421             | 1               | ... Spacer, cab pivot                                 |
|                             | 000075             | 1               | ... . Bolt, hex, M10 x 130mm long                     |
|                             | 011075             | 1               | ... . Nut, hex, M10, Nyloc                            |
|                             | 100097             | 1               | ... . Clevis pin                                      |
|                             | 100108             | 1               | ... . Split pin                                       |
| 15                          | 030027             | 1               | ... . Cap (Remote mounted reservoir)                  |
| 16                          | 030028             | 1               | ... . Cap float and switch (Remote mounted reservoir) |
| 17                          | 030029             | 1               | ... . Reservoir (Spare)                               |

When ordering replacement parts, always give the machine's Serial Number and specify Part Number, Quantity & Description





**BRAKE SYSTEM ASSEMBLY**



**BRAKE PEDAL ASSEMBLY**

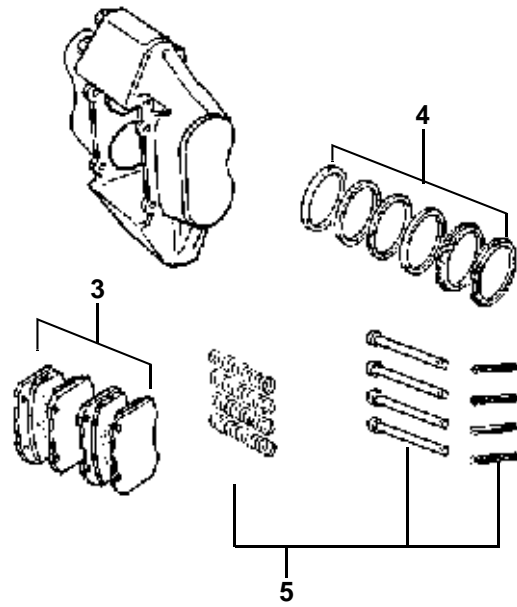

When ordering replacement parts, always give the machine's Serial Number and specify Part Number, Quantity & Description



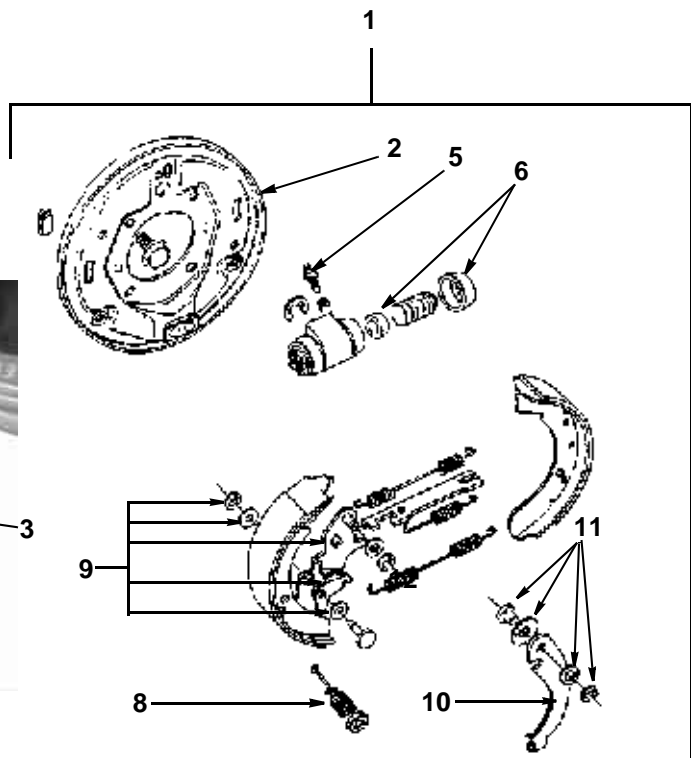
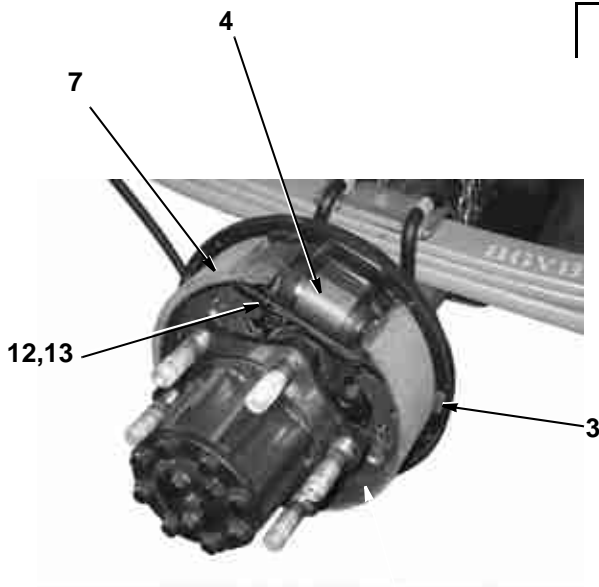
| <i>item</i>                | <i>Part Number</i> | <i>Quantity</i> | <i>Description</i>                               |
|----------------------------|--------------------|-----------------|--|
| <b>FRONT BRAKE CALIPER</b> |                    |                 |  |
| 1                          | 014601             | 1               | CALIPER BRAKE ASSEMBLY, LEFT HAND .....Page C15  |
| 1                          | 014602             | 1               | CALIPER BRAKE ASSEMBLY, RIGHT HAND .....Page C15 |
| 2                          | 021772             | 2               | . Bolt, caliper mounting kit                     |
| NI                         | 023323             | 2               | . Pin & Spring clip set                          |
| 3                          | 020138             | 1               | . Disc pad set                                   |
| 4                          | 020139             | 1               | . Disc brake repair kit (1 wheel)                |
| 5                          | 023323             | 1               | . Pin and Spring Clip Kit                        |
| 6                          | 000238             | 2               | . Bleed nipple                                   |
| 7                          | 014816             | 2               | HOSE, BRAKE PIPE .....Page C15                   |
| 8                          | 014594             | 2               | DISC FRONT .....Page C15                         |

| <i>item</i>                   | <i>Part Number</i> | <i>Quantity</i> |           | <i>Description</i>                   |
|-------------------------------|--------------------|-----------------|-----------|--------------------------------------|
|                               |                    | <b>LH</b>       | <b>RH</b> |                                      |
| <b>REAR BRAKE ARRANGEMENT</b> |                    |                 |           |                                      |
| 1                             | 020134             | 1               | -         | Brake assembly, LH complete          |
| 1                             | 020133             | -               | 1         | Brake assembly, RH complete          |
| 2                             | 020118             | 1               | -         | . Backplate, LH                      |
| 2                             | 020117             | -               | 1         | . Backplate, RH                      |
| 3                             | 020119             | 1               | 1         | . . Plug ,rubber                     |
| 4                             | 020128             | 1               | -         | . . Wheel cylinder, LH               |
| 4                             | 020127             | -               | 1         | . . Wheel cylinder, RH               |
| NI                            | 003018             | AsReq           |           | . . . . Clip , wheel cylinder        |
| 5                             | 020129             | 1               | 1         | . . . Bleed screw                    |
| 6                             | 020126             | AsReq           |           | . . Seal kit, wheel cylinder         |
| 7                             | 020120             | 1               | -         | . Brake shoe kit (Complete Axle Set) |
| 8                             | 020125             | 1               | 1         | . . Shoe hold down kit               |
| 9                             | 020121             | 1               | -         | . . Adjuster kit (Complete Axle Set) |
| 10                            | 020124             | 1               | -         | . Handbrake lever, LH                |
| 10                            | 020123             | -               | 1         | . Handbrake lever, RH                |
| 11                            | 020122             | 1               | 1         | . . Pivot pin kit                    |
| 12                            | 020132             | 1               | -         | . Cross lever                        |
| 13                            | 020131             | 1               | -         | . . Spring kit, LH                   |
| 13                            | 020130             | -               | 1         | . . Spring kit, RH                   |
| NI                            | 020199             | 1               | 1         | Brake drum                           |

When ordering replacement parts, always give the machine's Serial Number and specify Part Number, Quantity & Description



**FRONT BRAKE CALIPER ASSEMBLY**



**REAR BRAKE ASSEMBLY**

When ordering replacement parts, always give the machine's Serial Number and specify Part Number, Quantity & Description


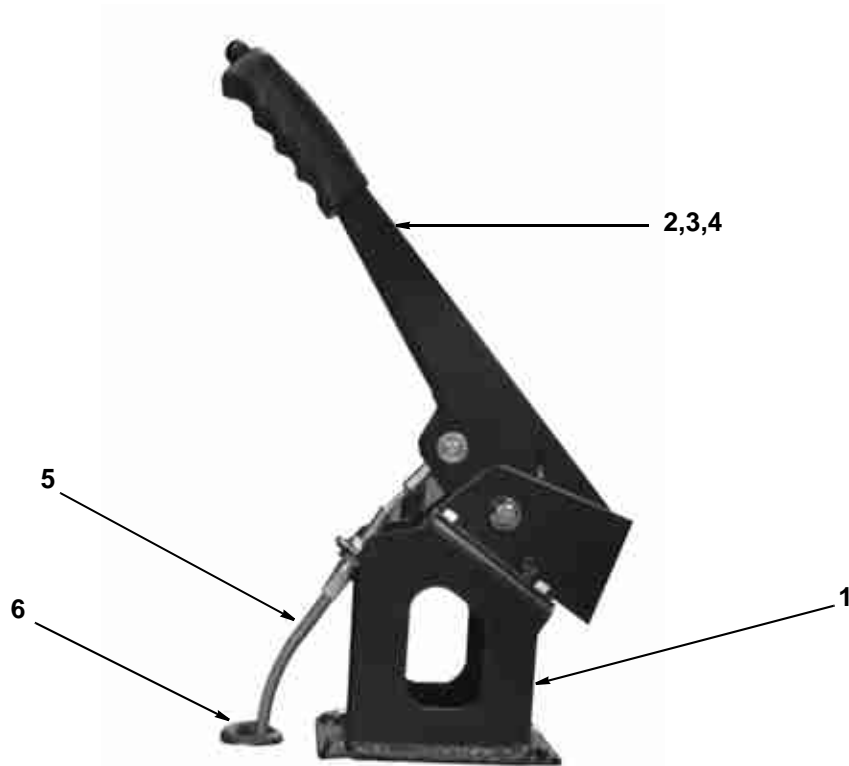


| <i>item</i>               | <i>Part Number</i> | <i>Quantity</i> | <i>Description</i>                          |
|---------------------------|--------------------|-----------------|---|
| <b>HANDBRAKE ASSEMBLY</b> |                    |                 |   |
| 1                         | 026792             | 1               | . Support, handbrake                        |
|                           | 011011             | 3               | .. Bolt, hex hd, M8 x 25mm long             |
|                           | 011073             | 7               | .. Nut, hex, M8, Nyloc                      |
| 2                         | 026811             | 1               | .. Lever, handbrake                         |
| 3                         | 100105             | 1               | ... Clevis pin                              |
| 4                         | 100106             | 1               | ... . Split pin                             |
| 5                         | 014821             | 1               | ... Cable, handbrake, primary (8 mm Eyelet) |
| 6                         | 012876             | 1               | ... . Grommet, I/D 11 mm - O/D 19 mm        |
| NI                        | 027790             | 1               | ... Pin Kit                                 |
| 7                         | 100096             | 1               | .. Equalizer                                |
| 8                         | 100097             | 1               | ... Clevis pin                              |
| 9                         | 100108             | 1               | ... . Split pin                             |
| 10                        | 100047             | 1               | ... Spring, brake retracting                |
| 11                        | 100278             | 1               | ... Cable, secondary (drum to drum)         |

When ordering replacement parts, always give the machine's Serial Number and specify Part Number, Quantity & Description



**D**



**HANDBRAKE ASSEMBLY**

When ordering replacement parts, always give the machine's Serial Number and specify Part Number, Quantity & Description



**THIS PAGE INTENTIONALLY LEFT BLANK**

When ordering replacement parts, always give the machine's Serial Number and specify Part Number, Quantity & Description

# ILLUSTRATED PARTS CATALOGUE

SCARAB VM MINOR - CANbus

---

## SECTION E CAB ASSEMBLY

### Table of Contents



| <b>Assembly/Description</b>                            | <b>Page</b> |
|--|-------------|
| CAB ASSEMBLY   |             |
| Cab - External Components & Associated Parts . . . . . | 1           |
| Door Assemblies . . . . .                              | 3           |
| Cab - Internal Components . . . . .                    | 5-7         |
| Steering Assembly . . . . .                            | 9           |
| Brake Pedal Assembly . . . . .                         | 11          |
| Cab Storage Box Assembly . . . . .                     | 11          |
| Cab Safety Latch Assembly . . . . .                    | 13          |
| Cab Locking Assembly . . . . .                         | 13          |
| Cab Heater . . . . .                                   | 15          |



| <b>Item</b>   | <b>Part Number</b> | <b>Quantity</b> | <b>Description</b>                                  |
|---|--------------------|-----------------|---|
| <b>CAB EXTERNAL COMPONENTS AND ASSOCIATED PARTS</b> |                    |                 |   |
| 1   | 025420             | 1               | . Cab, VM Curved Front                              |
| 1   | 026354             | 1               | . Cab, VM Curved Front (Low Roof model)             |
| NI  | 013952             | 5.00            | .. Seal, Cab base                                   |
| 2   | 027734             | 2               | .. Pivot Brkt, Cab                                  |
| 3   | 027732             | 2               | ... Bush, brass, Cab Pivot                          |
| 4   | 027731             | 2               | ... Bush, rubber, Cab Pivot                         |
| 5   | 014349             | 1               | .. Prop, Cab  |
| 6   | 014351             | 1               | ... Brkt, Cap Prop                                  |
| 7   | 021993             | 2               | .. Strut, Cab tilt                                  |
| 8   | 023110             | 2               | ... Bellows, Cab strut                              |
| 9   | 025419             | 1               | .. Windscreen                                       |
| 10  | 026675             | 1               | ... Glass weather strip - Windscreen                |
| 11  | 026676             | 1               | ... Glass Filler strip - Windscreen                 |
| 12  | 025418             | 2               | .. Quarter light, curved                            |
|   | 026677             | 2               | ... Glass weather strip - Quarter Light Windows     |
|   | 026678             | 2               | ... Glass Filler strip - Quarter Light Windows      |
| 13  | 025717             | 1               | .. Grill, GRP                                       |
| 14  | 025718             | 1               | ... Bracket, mounting, GRP grill                    |
| 15  | 030200             | 1               | .. Badge, 'Scarab'                                  |
| 16  | 013941             | 4               | .. Mirror assembly                                  |
| 17  | 025506             | 1               | .. Headlamp left hand - Left hand DIP. U.K          |
| 17  | 025504             | 1               | .. Headlamp left hand - Right hand DIP. Europe      |
| 18  | 025507             | 1               | .. Headlamp right hand - Left hand DIP. U.K         |
| 18  | 025505             | 1               | .. Headlamp right hand - Right hand DIP. Europe     |
| NI  | 011498             | As Req          | ... Bulb, Main (Spare)                              |
| NI  | 011499             | As Req          | ... Bulb, Dipped (Spare)                            |
| NI  | 011500             | As Req          | ... Bulb, Side (Spare)                              |
| 19  | 013748             | 2               | .. Indicator, Side marker                           |
| 20  | 018227             | 1               | .. CAB-TILT SAFETY LATCH .....Page E13              |
| 21  | 028579             | 1               | DOOR, LEFT HAND ASSEMBLY .....Page E3               |
| 22  | 028580             | 1               | DOOR, RIGHT HAND ASSEMBLY .....Page E3              |
| 23  | 022320             | 1               | . Step, left hand                                   |
| 24  | 022321             | 1               | . Step, right hand                                  |
| 25  | 013933             | 2               | .. Door Handle & Lock (Universal)                   |
| 26  | 013437             | 2               | .. Brkt, Striker plate (Door Lock)                  |
| 27  | 026328             | 2               | .. Draught Excluder, Cab/Door, 4100mm               |
| 28  | 013683             | 1               | .. Window Sliding, <b>left hand</b>                 |
| 29  | 013684             | 1               | .. Window Sliding, <b>right hand</b>                |
| 30  | 025850             | 2               | .. Glass, Door Lower (Universal)                    |
|   | 026679             | 2               | .. Glass weather strip - Lower Door Windows         |
|   | 026680             | 2               | .. Glass Filler strip - Lower Door Windows          |
| 31  | 031741             | 1               | .. Motor, Wiper 2 Speed (RHD)                       |
| 31  | 031740             | 1               | .. Motor, Wiper 2 Speed (LHD)                       |
| 32  | 022333             | 1               | ... Wiper Drive & Idler complete with wash/wipe kit |
| 33  | 022334             | 1               | ... Wiper Blade                                     |
| 34  | 022365             | 1               | ... Wash wipe kit                                   |
| 35  | 030926             | 1               | ... Aerial  |
| 36  | 025848             | 1               | .. Cab Skirt, left hand                             |
| 37  | 025849             | 1               | .. Cab Skirt right hand                             |
| 38  | 025882             | 1               | .. GRP, Cab extension panel                         |
| 39  | 026417             | 4               | ... Bolts. Dzus Stud                                |
| 40  | 023229             | 8               | ... Retainer washers, Dzus                          |
| 41  | 013739             | 1               | Rear Windscreen                                     |
| 42  | 010304             | 1               | Beacon 12v  |

When ordering replacement parts, always give the machine's Serial Number and specify Part Number, Quantity & Description





**VM CAB ARRANGEMENT**


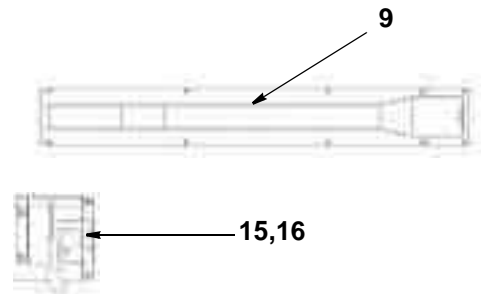
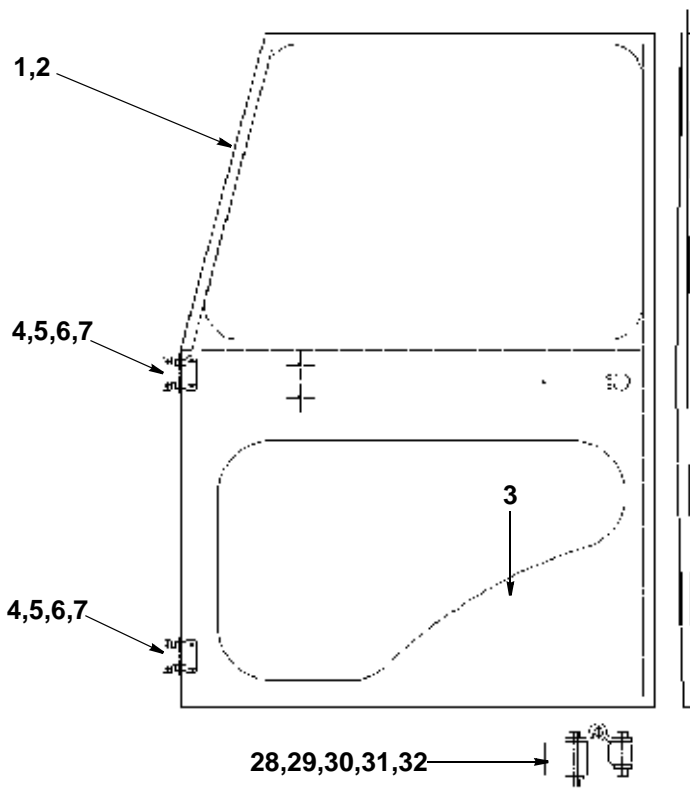
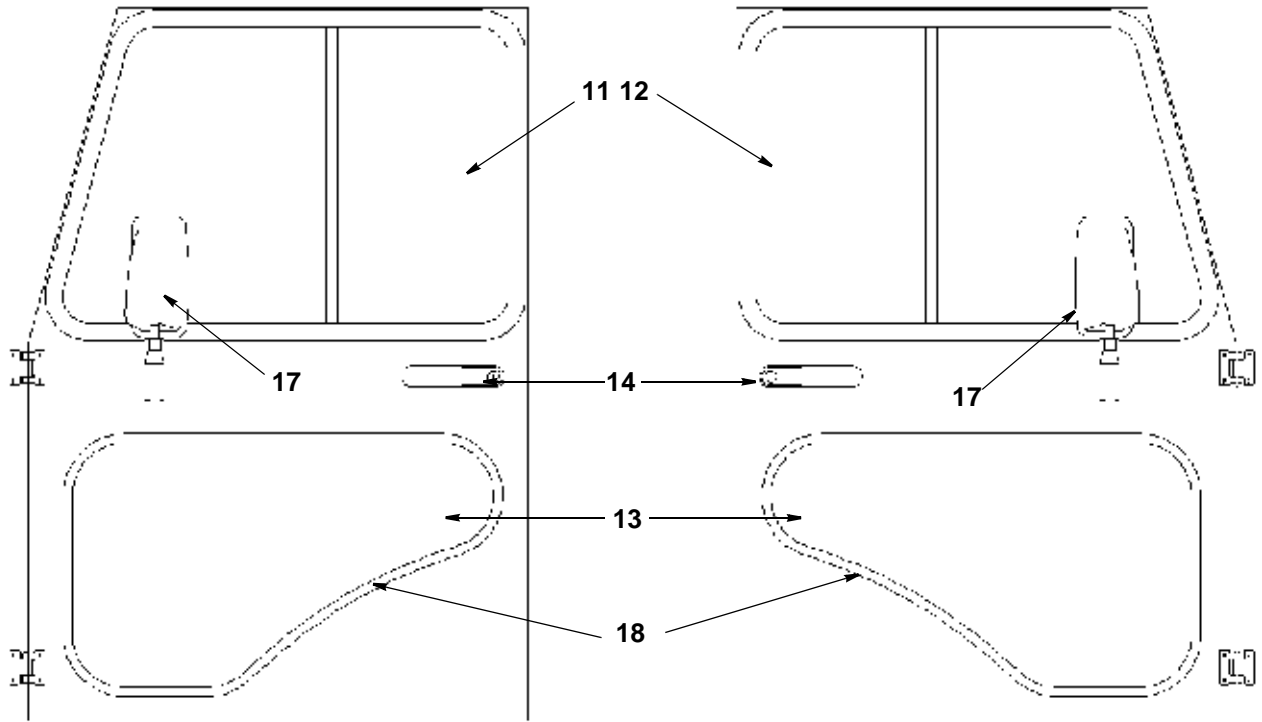
When ordering replacement parts, always give the machine's Serial Number and specify Part Number, Quantity & Description





| Item  | Part Number     | Quantity  |           | Description                           |
|---|-----------------|-----------|-----------|---------------------------------------|
|   |                 | LH        | RH        |                                       |
| <b>CAB DOOR ASSEMBLY &amp; ASSOCIATED PARTS</b> |                 |           |           |                                       |
|   | <b>028581/2</b> | <b>LH</b> | <b>RH</b> |                                       |
| 1   | 028579          | 1         | -         | LH Door assembly                      |
| 1   | 028580          | -         | 1         | RH Door assembly                      |
| 2   | 028577          | -         | 1         | . Door frame LH                       |
| 2   | 028578          | 1         | -         | . Door frame RH                       |
| 3   | 028576          | 1         | 1         | . . Door panel                        |
| 4   | 028583          | 2         | 2         | . . Hinge, door                       |
| 5   | 000020          | 4         | 4         | . . Setscrew, hex, M6 x 30mm          |
| 6   | 000254          | 4         | 4         | . . Washer, plain M6                  |
| 7   | 011071          | 4         | 4         | . . Nut, nyloc M6                     |
| 8   | 028774          | 1         | 1         | . . . Reinforcing plate               |
| 9   | 031629          | -         | 1         | . . . . Door Cover/Arm Rest LH        |
| 9   | 031630          | 1         | -         | . . . . Door Cover/Arm Rest RH        |
| 10  | 011001          | 8         | 8         | . . . . . Setscrew M6 x 16mm          |
| 11  | 013684          | -         | 1         | . . . . Window sliding RH             |
| 12  | 013683          | 1         | -         | . . . . Window sliding LH             |
| 13  | 025850          | 1         | 1         | . . . Glass, door lower               |
| 14  | 013933          | 1         | 1         | . . Door handle, Outer                |
| 15  | 013931          | 1         | -         | . . . Lock, LH, Inner                 |
| 16  | 013932          | -         | 1         | . . . Lock, RH, Inner                 |
| 17  | 013941          | 1         | 1         | . . Mirror, door (Universal)          |
| 18  | 026679          | 1         | 1         | . . . Rubber 2080mm (door lower)      |
| 19  | 026680          | 1         | 1         | . . . Filler strip 2080mm             |
| 20  | 011125          | 16        | 16        | . . Blind rivet 3.2mm x 10m           |
| 21  | 020362          | 1         | 1         | . . .Inseal strip 3 x 15 x 25m (0.10) |
| 22  | 011001          | 2         | 2         | . . Setscrew M6 x 16mm                |
| 23  | 000063          | 2         | 2         | . . Setscrew 1/4 UNF x 1              |
| 24  | 011087          | 2         | 2         | . . Setscrew M6 x 25mm                |
| 25  | 011071          | 1         | 1         | . . Nut, nyloc M6                     |
| 26  | 011090          | 13        | 13        | . . Washer M6                         |
| 27  | 011091          | 2         | 2         | . . Washer, spring M6                 |
| 28  | 028750          | 4         | 4         | Hinge Packer                          |
| 29  | 028749          | 8         | 8         | . Hinge washers                       |
| 30  | 000253          | 8         | 8         | . Nuts, M6                            |
| 31  | 000288          | 4         | 4         | . M6 Bolts, 35mm LG                   |
| 32  | 000289          | 4         | 4         | . M6 Bolts, 45mm LG                   |
| 33  | 028868          | 1         | -         | Check Strap, Left Hand Door           |
| 34  | 028869          | -         | 1         | Check Strap, Right Hand Door          |

When ordering replacement parts, always give the machine's Serial Number and specify Part Number, Quantity & Description



**CAB DOOR ASSEMBLY**

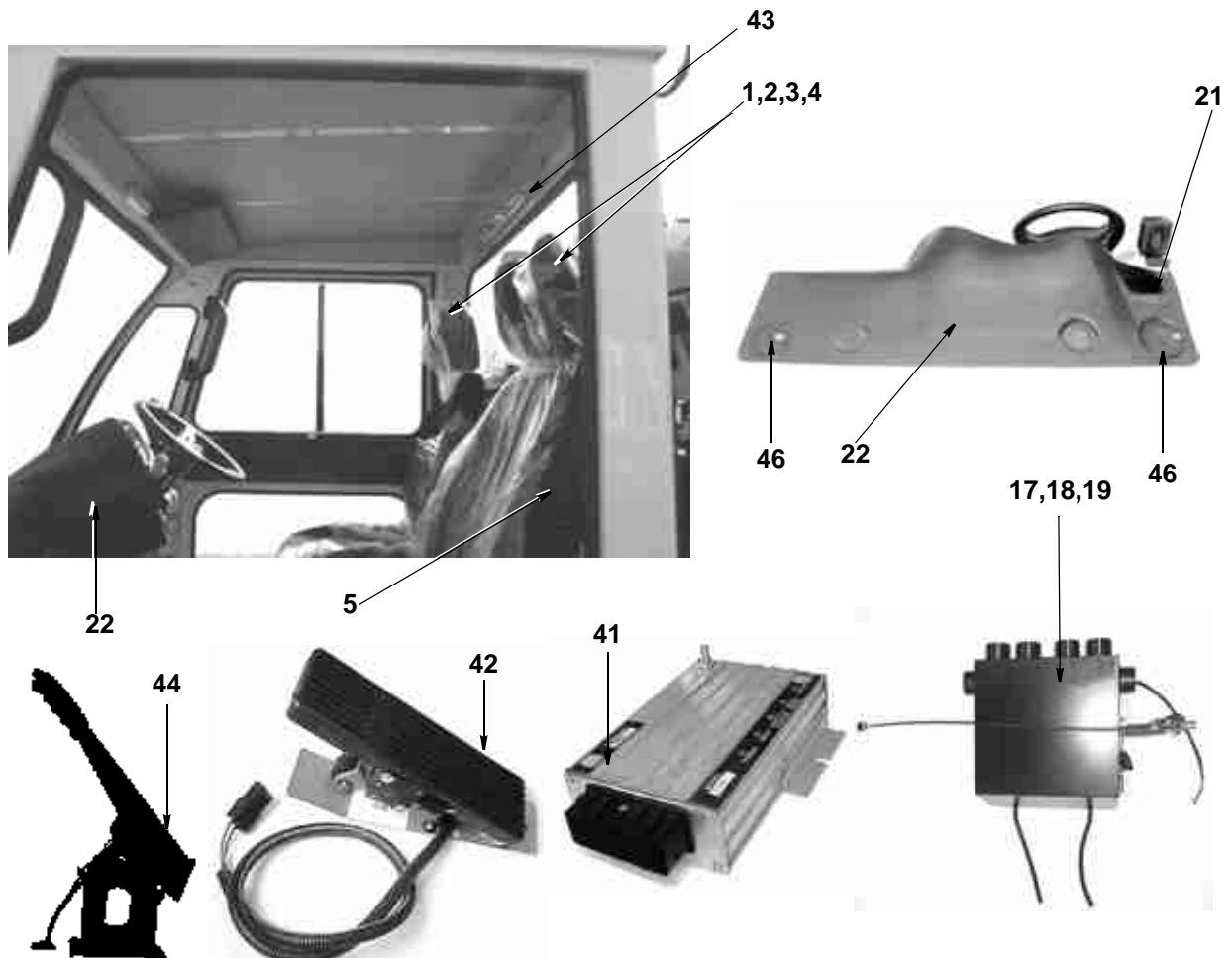

When ordering replacement parts, always give the machine's Serial Number and specify Part Number, Quantity & Description



| Item                         | Part Number | Quantity |     | Description  |
|------------------------------|-------------|----------|-----|--|
|                              |             | LHD      | RHD |  |
| <b>CAB INTERNAL FEATURES</b> |             |          |     |  |
| 1                            | 025927      | 1        | -   | Seat LH (When sitting in cab)                              |
| 2                            | 025298      | -        | 1   | Seat RH (When sitting in cab)                              |
| 3                            | 025299      | 1        | 1   | . Headrest (Option)  |
| 4                            | 025926      | 1        | 1   | . Adaptor, seat  |
| 5                            | 020513      | 1        | 1   | Seat belt  |
| 6                            | -----       | 1        | 1   | STEERING COLUMN & RELATED COMPONENTS.....Page E9           |
| 7                            | 031893      | 1        | 1   | . Cover, steering column                                   |
| 8                            | 031668      | 1        | 1   | . Switch, Wash/Wipe (located right side of steering wheel) |
| 9                            | 031740      | 1        | -   | . . Wiper Motor, 2 speed 12vWipers & components see E1     |
| 9                            | 031741      | -        | 1   | . . Wiper Motor, 2 speed 12vWipers & components see E1     |
| 10                           | 030587      | 1        | 1   | . . . Washer bottle complete with 12v pump                 |
| 11                           | 030588      | 1        | 1   | . . . Washer bottle bracket                                |
| 12                           | 031784      | 1        | 1   | Speed Control potentiometer                                |
| 13                           | 031785      | 1        | 1   | . Label Speed Control                                      |
| 14                           | 031632      | 1        | 1   | Heater control module                                      |
| 15                           | 031633      | 1        | 1   | Heater control module with Air Con switch (option)         |
| 16                           | 031867      | 1        | 1   | . Blanking plate heater                                    |
| 17                           | 026161      | 1        | 1   | HEATER 6 PORT (MATRIX ONLY ORDER 027709).....Page E15      |
| 18                           | 030550      | 1        | 1   | . Spring clip (for Valve/HeaterCable)                      |
| 19                           | 031844      | 1        | 1   | . Valve, heater control                                    |
| 20                           | 031642      | 1        | -   | . Panel, heater/electrics lower cover (LHD)                |
| 20                           | 031643      | -        | 1   | . Panel, heater/electrics lower cover (RHD)                |
| 21                           | 031892      | 1        | -   | Panel, access for Brake fluid (LHD)                        |
| 21                           | 031894      | -        | 1   | Panel, access for Brake fluid (RHD)                        |
| 22                           | 031640      | 1        |     | GRP Moulded Dash/console panel (LHD)                       |
| 22                           | 031641      | -        | 1   | GRP Moulded Dash/console panel (RHD)                       |
| 23                           | 031797      | 1        | 1   | . Canbus Main control panel Overlay                        |
| 24                           | 031387      | 1        | 1   | . Canbus Main Keypad & Display panel                       |
| 25                           | 031951      | 1        | 1   | . Trim panel   |
| 26                           | 031798      | 1        | 1   | . Canbus Remote Switch panel overlay                       |
| 27                           | 031388      | 1        | 1   | . Canbus Remote Keypad panel                               |
| 28                           | 031625      | 1        | 1   | Housing, Switch  |
| 29                           | 031626      | 1        | -   | Bracket, Switch mounting (LHD)                             |
| 30                           | 031627      | -        | 1   | Bracket, Switch mounting (RHD)                             |
| 31                           | 031406      | 2        | 2   | Switch ON/OFF (Side lights, Fog Lights)                    |
| 32                           | 031407      | 1        | 1   | Switch OFF/ON/ON (Beacon)                                  |
| 33                           | 031408      | 1        | 1   | Switch, Hazard warning lights                              |
| 34                           | 031409      | 1        | 1   | Switch Insert - Side Lights                                |
| 35                           | 031410      | 1        | 1   | Switch Insert - Fog Light                                  |
| 36                           | 031411      | 1        | 1   | Switch Insert - Beacon                                     |
| 37                           | 031412      | 1        | 1   | Switch Insert - Hazard                                     |
| 38                           | 023171      | 1        | 1   | LED 12 V, RED  |
| 39                           | 023172      | 1        | 1   | LED 12 V, GREEN  |
| 40                           | 025750      | 1        | 1   | FUSE BOX DOOR .....Page K1                                 |
| 41                           | 025830      | 1        | 1   | Zeta Controller  |
| 42                           | 025287      | 1        | 1   | Foot Controller  |
| 43                           | 013514      | 1        | 1   | Scraper  |
| 44                           | -----       |          |     | HANDBRAKE ASSEMBLY.....Page D5                             |
| 45                           | 012344      | 1        | 1   | Radio  |
| 45                           | 031599      | 1        | 1   | CD/Radio Player (option)                                   |
| NI                           | 030926      | 1        | 1   | . Aerial   |
| 46                           | 031745      | 1        | 1   | . . Speakers (Pair) Flush mount                            |
| 47                           | 031744      | 1        | 1   | Ashtray  |
| 48                           | 031639      | 1        | 1   | RS232 Connector  |
| 49                           | 031997      | 1        | 1   | . Cap RS232 connector                                      |

**Cab Interior Continued...**

When ordering replacement parts, always give the machine's Serial Number and specify Part Number, Quantity & Description








**CAB INTERIOR AND ASSOCIATED PARTS**

When ordering replacement parts, always give the machine's Serial Number and specify Part Number, Quantity & Description



| <i>Item</i>                  | <i>Part Number</i> | <i>Quantity</i> |            | <i>Description</i>                          |
|------------------------------|--------------------|-----------------|------------|---|
|                              |                    | <b>RHD</b>      | <b>LHD</b> |   |
| <b>CAB INTERNAL FEATURES</b> |                    |                 |            |   |
| 50                           | 010748             | 1               | 1          | HAND LANCE ..... For Hose Reel See Page H17 |
| 51                           | 030129             | 1               | 1          | . Swivel Joint (spare)                      |
| 52                           | 011893             | 1               | 1          | . Clip                                      |
| 53                           | 030595             | 1               | 1          | . Clip, adjustable                          |
| 54                           | 013749             | 1               | 1          | Interior Light                              |
| 55                           | 013935             | 1               | 1          | Sun Visor                                   |
| 56                           | 013426             | 1               | 1          | Floor plate Main                            |
| 57                           | 021855             | 2               | 2          | Door Tread Plate                            |
| 58                           | 020525             | 2               | 2          | Tread Plate                                 |
| 59                           | 014124             | -               | 1          | Front Steering Pump Plate                   |
| 60                           | 019123             | 1               | 1          | Horn  |
| 61                           | 020272             | 2               | 2          | Grab handle                                 |
| 62                           | 022950             | 1               | -          | STORAGE BOX..... Page E11                   |
| 63                           | 013931             | 1               | -          | Door Lock LH                                |
| 64                           | 013932             | -               | 1          | Door Lock RH                                |
| 65                           | 031631             | 1               | 1          | Door Lock Mount                             |
| 66                           | 031629             | 1               | -          | Door Arm Rest LH                            |
| 67                           | 031630             | -               | 1          | Door Arm Rest RH                            |
| 68                           | 032258             | 4               | 4          | Clamping door strip                         |
| NI                           | 028108             | 1               | 1          | Power Socket, 12 V                          |
| 70                           | 030696             | 1               | 1          | Foam Cab Lining Kit                         |
| 71                           | 026435             | 3               | 3          | Foam Roof Lining                            |
| 72                           | 018227             | 1               | 1          | CAB LOCK ASSEMBLY Page E13                  |
| NI                           | 021904             | 1               | 1          | . EYE BOLT, CAB LOCK.....Page C1            |

When ordering replacement parts, always give the machine's Serial Number and specify Part Number, Quantity & Description



**CAB INTERIOR AND ASSOCIATED PARTS**

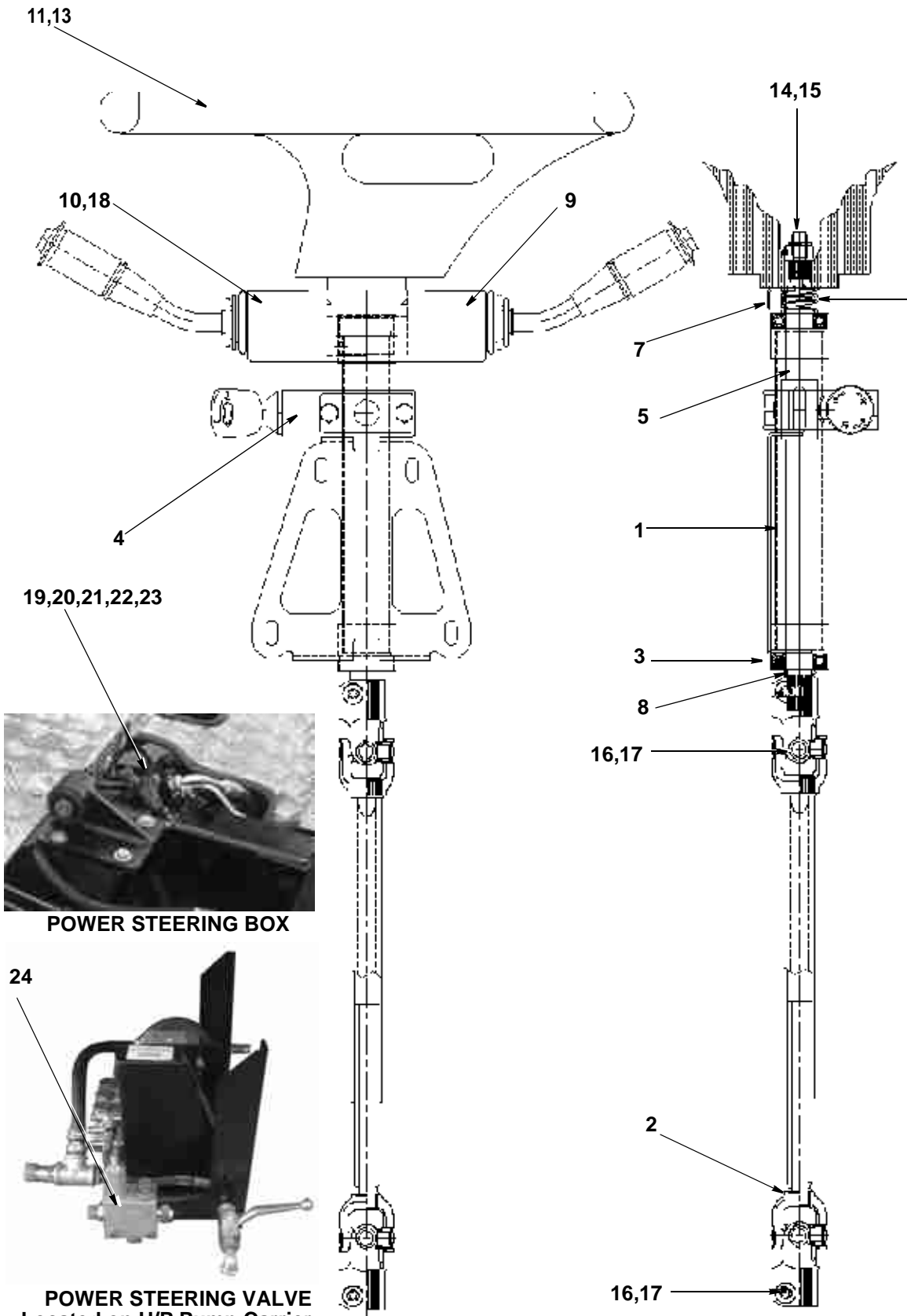
When ordering replacement parts, always give the machine's Serial Number and specify Part Number, Quantity & Description



| <i>item</i>  | <i>Part Number</i> | <i>Quantity</i> | <i>Description</i>                           |
|--|--------------------|-----------------|--|
| <b>STEERING COLUMN ASSEMBLY AND RELATED COMPONENTS</b> |                    |                 |  |
| 1  | 031614             | 1               | Steering Column - Upper                      |
| 2  | 031615             | 1               | Steering Column - Lower                      |
| 3  | 031616             | 1               | Steering Column - Outer                      |
| 4  | 031617             | 1               | Ignition Key Switch/Steering Lock            |
| 5  | 031618             | 1               | Spring                                       |
| 6  | 031619             | 1               | Spacer                                       |
| 7  | 031624             | 1               | Indicator switch bracket                     |
| 8  | 031621             | 2               | Bearing 6004.2RSR                            |
| 9  | 031405             | 1               | Britax Gear Select Column Switch             |
| 10   | 031404             | 1               | Britax Multi function Column Switch          |
| 11   | 100040             | 1               | Steering Wheel                               |
| 12   | 011073             | 2               | Nyloc nut M8                                 |
| 13   | 100520             | 1               | Scarab Steering wheel Logo                   |
| 14   | 011096             | 1               | . Washer M12                                 |
| 15   | 011077             | 1               | . Nyloc Nut                                  |
| 16   | 000096             | 2               | . Socket Cap Screw M8 x 40mm                 |
| 17   | 011073             | 2               | . Nyloc Nut M8                               |
| 18   | 000341             | 2               | . Socket Cap Screw M5 x 16mm                 |
| 19   | 026422             | 1               | . Steering box, LHD (030396 Pipe LHD)        |
| 19   | 026423             | 1               | . Steering box, RHD (032298 Pipe RHD)        |
| 20   | 026424             | 1               | . . Drop arm                                 |
| 21   | 028180             | 1               | . . . Ball Joint RH                          |
| 22   | 014921             | 1               | . . Hose assembly, power steering - Delivery |
| 23   | 014922             | 1               | . . Hose assembly, power steering - Return   |
| 24   | 025599             | 1               | . Control valve 8F4701 (Flow & Pressure)     |

When ordering replacement parts, always give the machine's Serial Number and specify Part Number, Quantity & Description





**POWER STEERING BOX**

**POWER STEERING VALVE**  
Located on H/P Pump Carrier

**STEERING COLUMN ASSEMBLY**

When ordering replacement parts, always give the machine's Serial Number and specify Part Number, Quantity & Description






---

| <i>item</i> | <i>Part Number</i> | <i>Quantity</i> | <i>Description</i>              |
|-------------|--------------------|-----------------|---------------------------------|
|             |                    |                 | <b>CAB STORAGE BOX ASSEMBLY</b> |
| 1           | 022795             | 1               | Toolbox                         |
| 2           | 014958             | 1               | . Door, toolbox                 |
| 3           | 021326             | 1               | . Receptacle, fastener          |
| 4           | 021327             | 1               | . Stud, fastener                |
| 5           | 021328             | 1               | . Retainer, fastener            |
| 6           | 014959             | 2               | . Hinge                         |
|             | 000086             | 8               | .. Screw M3 x 20mm long         |
|             | 000085             | 8               | .. Nut M3                       |
|             | 011125             | 2               | .. Rivet 3.2 x 10               |

When ordering replacement parts, always give the machine's Serial Number and specify Part Number, Quantity & Description



**CAB STORAGE BOX ASSEMBLY**

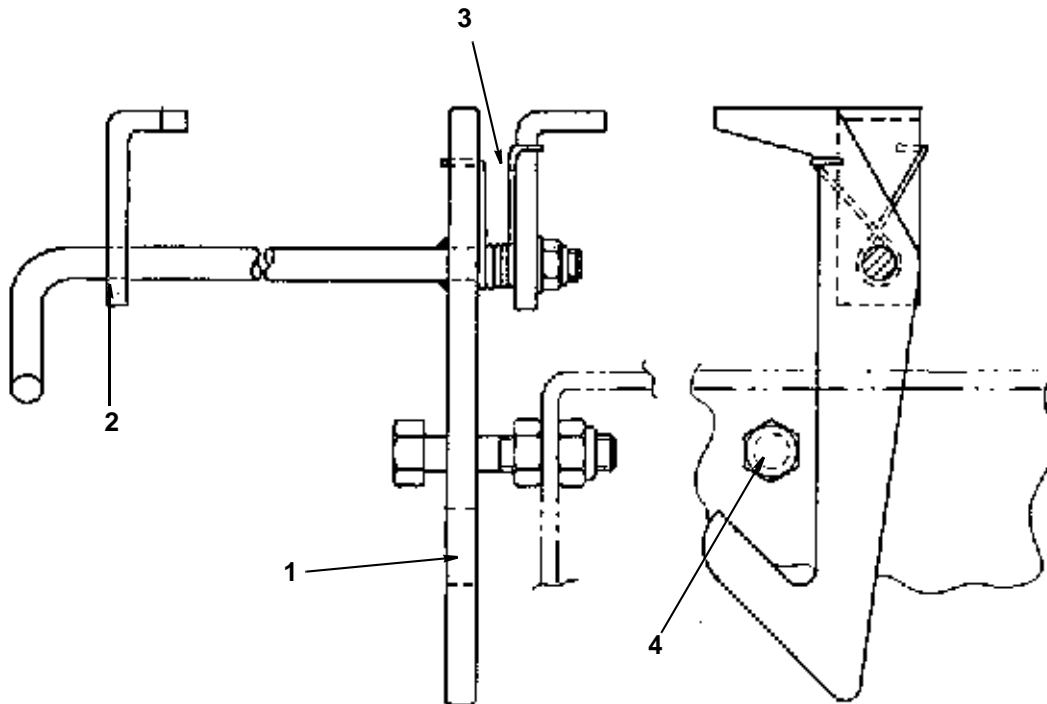
When ordering replacement parts, always give the machine's Serial Number and specify Part Number, Quantity & Description




| <i>item</i>                      | <i>Part Number</i> | <i>Quantity</i> | <i>Description</i>                           |
|----------------------------------|--------------------|-----------------|--|
| <b>CAB SAFETY LATCH ASSEMBLY</b> |                    |                 |  |
| 1                                | 025854             | 1               | Cab Latch                                    |
|                                  | 011073             | 1               | . Nut M8                                     |
|                                  | 011092             | 1               | . Washer 8 mm                                |
| 2                                | 013942             | 2               | . Cab Latch Bracket                          |
|                                  | 011067             | 2               | . . Bolt, hex hd, M6 x 20 mm long            |
|                                  | 011071             | 2               | . . Nut M6                                   |
|                                  | 011090             | 2               | . . Washer 6 mm                              |
| 3                                | 013944             | 1               | . Cab Latch Spring                           |
| 4                                | 000040             | 1               | Bolt, hex hd, M10 x 55 mm long (Latch Point) |
|                                  | 011074             | 1               | . Nut M10                                    |
|                                  | 011075             | 1               | . Nut M10                                    |

| <i>item</i>                        | <i>Part Number</i> | <i>Quantity</i> | <i>Description</i>              |
|------------------------------------|--------------------|-----------------|---------------------------------|
| <b>018227 CAB LOCKING ASSEMBLY</b> |                    |                 |                                 |
| 1                                  | 013866             | 1               | Cab Lock Base                   |
|                                    | 011010             | 2               | . Bolt, hex hd, M8 x 20 mm long |
|                                    | 011073             | 2               | . Nut M8                        |
|                                    | 011092             | 2               | . Washer 8 mm                   |
|                                    | 000018             | 1               | . Bolt, hex hd, M6 x 55 mm long |
|                                    | 011071             | 1               | . Nut M6                        |
|                                    | 011090             | 2               | . Washer M6                     |
| 2                                  | 013869             | 1               | Cab Lock Link Arm               |
|                                    | 000018             | 1               | . Bolt, hex hd, M6 x 55 mm long |
|                                    | 011071             | 1               | . Nut M6                        |
|                                    | 011090             | 2               | . Washer M6                     |
| 3                                  | 013867             | 1               | Cab Lock Handle                 |
|                                    | 011010             | 2               | . Bolt, hex hd, M8 x 20 mm long |
|                                    | 011073             | 2               | . Nut M8                        |
|                                    | 011092             | 4               | . Washer 8 mm                   |
| 4                                  | 013865             | 1               | . Cab Lock Knob                 |
| 5                                  | 013868             | 1               | . Cab Lock Hook                 |
|                                    | 011087             | 1               | . Bolt, hex hd, M6 x 25 mm long |
|                                    | 011071             | 1               | . Nut M6                        |
|                                    | 011090             | 2               | . Washer M6                     |
| NI                                 | 021904             | 1               | EYE BOLT .....Page C1           |
| NI                                 | 011029             | 1               | . Bolt, Skt Cap M8 x 35 mm      |
| NI                                 | 014834             | 1               | . Cab locking Strap             |

When ordering replacement parts, always give the machine's Serial Number and specify Part Number, Quantity & Description



**CAB SAFETY LATCH ASSEMBLY**



**CAB LOCKING ASSEMBLY**


When ordering replacement parts, always give the machine's Serial Number and specify Part Number, Quantity & Description



---

| <i>Item</i> | <i>Part Number</i> | <i>Quantity</i> | <i>Description</i>         |
|-------------|--------------------|-----------------|----------------------------|
|             | <b>026161</b>      |                 | <b>CAB HEATER ASSEMBLY</b> |
| 1           | 026161             | 1               | Cab Heater 6 Ports         |
| NI          | 027708             | 1               | . Blower Assy              |
| NI          | 027709             | 1               | . Matrix                   |
| 2           | 027710             | 1               | Cable                      |
| 3           | 014149             | 1               | . Valve                    |
| NI          | T B D              | 1 metre         | Vent Pipe 2.5" Dia (Cab)   |

When ordering replacement parts, always give the machine's Serial Number and specify Part Number, Quantity & Description



**CAB HEATER ASSEMBLY**

When ordering replacement parts, always give the machine's Serial Number and specify Part Number, Quantity & Description



**THIS PAGE INTENTIONALLY LEFT BLANK**

When ordering replacement parts, always give the machine's Serial Number and specify Part Number, Quantity & Description



# ILLUSTRATED PARTS CATALOGUE

SCARAB VM MINOR - CANbus

---

## SECTION F SWEEPING & SUCTION EQUIPMENT

### Table of Contents

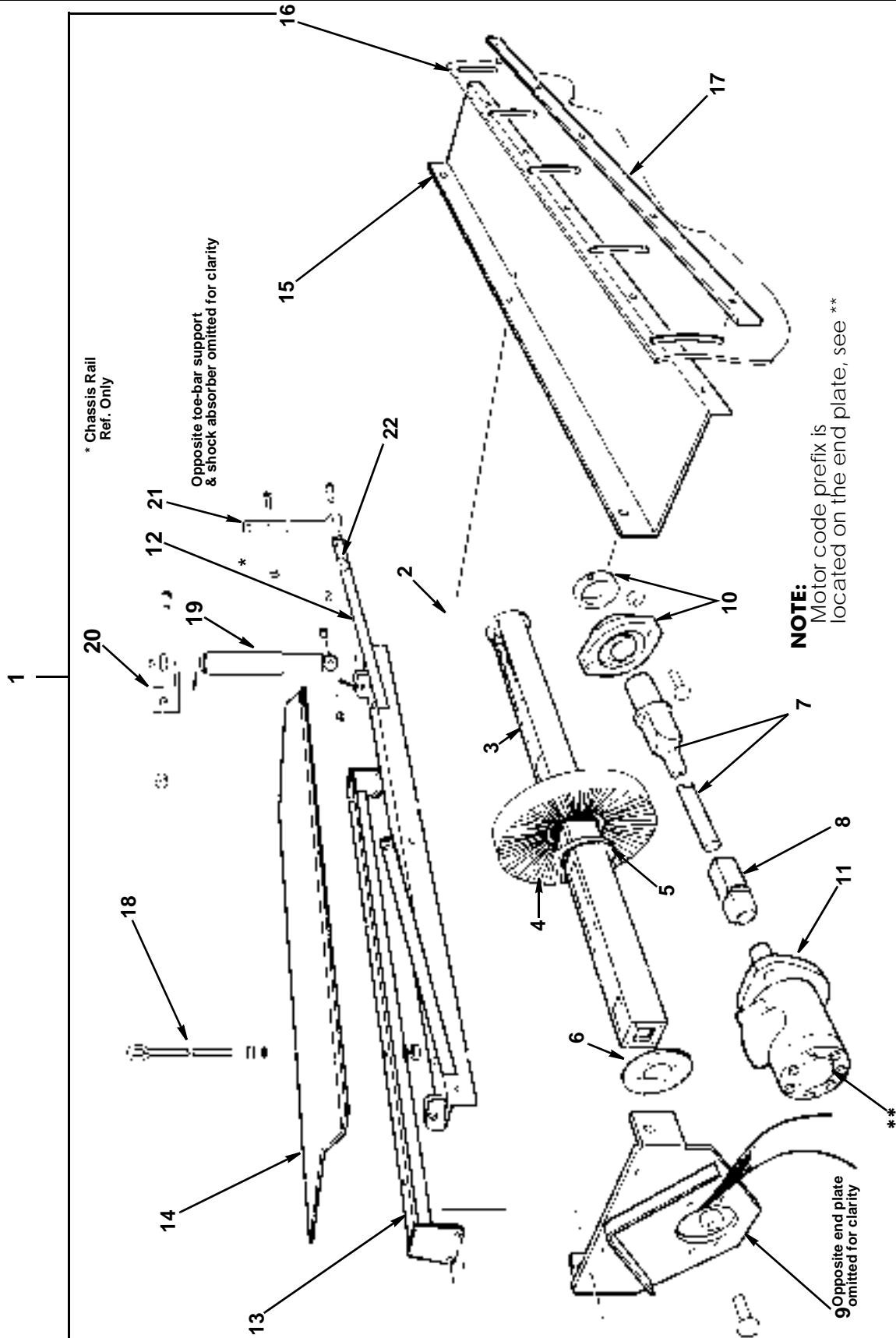
| <b>Assembly/Description</b>                                   | <b>Page</b> |
|---|-------------|
| SWEEPING EQUIPMENT  |             |
| Widesweep Brush Arrangement - Single Sweep Machines . . . . . | 1           |
| Widesweep Brush Arrangement - Dual Sweep Machines . . . . .   | 3           |
| Widesweep-Brush Lifting Arrangement . . . . .                 | 5           |
| Front Brush Assemblies . . . . .                              | 7-9         |
| Side Brush Assembly . . . . .                                 | 11-13       |
| SUCTION NOZZLE  |             |
| Suction Nozzle Arrangement . . . . .                          | 15          |
| Suction Nozzle Lifting Arrangement . . . . .                  | 17          |
| Wander Hose Arrangement . . . . .                             | 17          |



| <b>Item</b>  | <b>Part Number</b> | <b>Quantity</b> | <b>Description</b>   |
|--|--------------------|-----------------|--|
| <b>WIDESWEEP ARRANGEMENT - SINGLE SWEEP MACHINES</b> |                    |                 |  |
| 1  |                    | 1               | . Widesweep brush assembly                                       |
| 2  | 023075             | 1               | .. Brush core assembly, wide sweep (comprises items 3 through 6) |
| 3  | 013647             | 1               | ... Core, wide sweep brush                                       |
| 4  | 023471             | 28              | ... Brush disc refill, polypropylene                             |
| 5  | 023472             | 27              | ... Spacer ring, brush disc                                      |
| 6  | 013649             | 1               | ... End cap, brush core  |
|  | 011417             | 4               | ... . Cap screw, csk hd, 3/8" UNC x 1"                           |
| 7  | 013652             | 1               | .. Tube, brush drive   |
| 8  | 013648             | 1               | ... Shaft, drive   |
|  | 011112             | 2               | ... . Setscrew, skt hd, M6 x 12 mm long                          |
| 9  | 010682             | 2               | .. End plate, wide sweep   |
| 10   | 010612             | 1               | ... Bearing (c/w collar)   |
|  | 011053             | 2               | ... . Bolt, hex hd, M12 x 35 mm long                             |
|  | 011077             | 2               | ... . Nut, hex, M12, Nyloc                                       |
| NI   | 005052             | 1               | ... . Nipple, grease   |
| 11   | 010749             | 1               | ... Motor, hydraulic, OMP200                                     |
|  | 011053             | 2               | ... . Bolt, hex hd, M12 x 35 mm long                             |
|  | 011077             | 2               | ... . Nut, hex, M12, Nyloc                                       |
| NI   | 023069             | 1               | ... . Seal kit, Danfoss motor                                    |
| NI   | 011154             | 2               | ... . Seal, Dowty, 1/2" BSP                                      |
| NI   | 011167             | 2               | ... . Adaptor, straight, 1/2" BSP x 3/8" BSP                     |
| NI   | 011221             | 2               | ... . Elbow, sweep, 3/8" BSP M/F                                 |
| 12   | See Desc.          | 1               | .. Tow bar, widesweep (RH = 023251, LH = 023252)                 |
|  | 011031             | 2               | ... Setscrew, hex hd, M10 x 25 mm long                           |
|  | 011075             | 2               | ... Nut, hex, M10, Nyloc   |
| NI   | 023252             | 1               | .. Towbar, widesweep, LHD (RHD = 023251)                         |
| 13   | 030680             | 1               | .. Brush bar   |
|  | 011031             | 2               | ... Setscrew, hex hd, M10 x 25 mm long                           |
|  | 011075             | 2               | ... Nut, hex, M10, Nyloc   |
| 14   | 023253             | 1               | ... Cover, widesweep   |
|  | 011030             | 6               | ... . Bolt, hex hd, M10 x 20 mm long                             |
|  | 011075             | 6               | ... . Nut, hex, M10, Nyloc                                       |
| 15   | 022362             | 1               | ... Hanger, widesweep skirt                                      |
|  | 011030             | 3               | ... . Bolt, hex hd, M10 x 20 mm long                             |
|  | 011075             | 3               | ... . Nut, hex, M10, Nyloc                                       |
| 16   | 022652             | 1               | ... . Skirt, widesweep, Minor                                    |
| 17   | 022363             | 1               | ... . Clamp, widesweep skirt, Minor                              |
|  | 011030             | 5               | ... . . Bolt, hex hd, M10 x 20 mm long                           |
|  | 011075             | 5               | ... . . Nut, hex, M10, Nyloc                                     |
| 18   | 010248             | 1               | ... Tensioner  |
| NI   | 010525             | 1               | ... . Chain, welded, 3 links                                     |
| NI   | 010606             | 2               | ... . Carabiner  |
| 19   | 012524             | 2               | .. Shock absorber  |
|  | 011035             | 1               | ... Bolt, hex hd, M10 x 50 mm long                               |
|  | 011075             | 1               | ... Nut, hex, M10, Nyloc   |
| 20   | 012548             | 1               | ... Bracket, mounting, shock absorber                            |
|  | 011031             | 1               | ... . Setscrew, hex hd, M10 x 25 mm long                         |
|  | 011075             | 1               | ... . Nut, hex, M10, Nyloc                                       |
| 21   | See Desc.          | 2               | .. Support, towbar, (LH = 023346, RH = 023347)                   |
|  | 011031             | 2               | ... Bolt, hex hd, M10 x 25 mm long *                             |
|  | 011075             | 2               | ... Nut, hex, M10, Nyloc   |
| 22   | 010689             | 1               | ... Bush   |
|  | 011052             | 1               | ... . Bolt, hex hd, M12 x 25 mm long                             |
|  | 011077             | 1               | ... . Nut, hex, M12, Nyloc                                       |

\* Top bolt is replaced by 011038 + an extra M10 nut (011074) on cab safety-latch side of machine.

When ordering replacement parts, always give the machine's Serial Number and specify Part Number, Quantity & Description



WIDESWEEP ARRANGEMENT - SINGLE SWEEP

When ordering replacement parts, always give the machine's Serial Number and specify Part Number, Quantity & Description

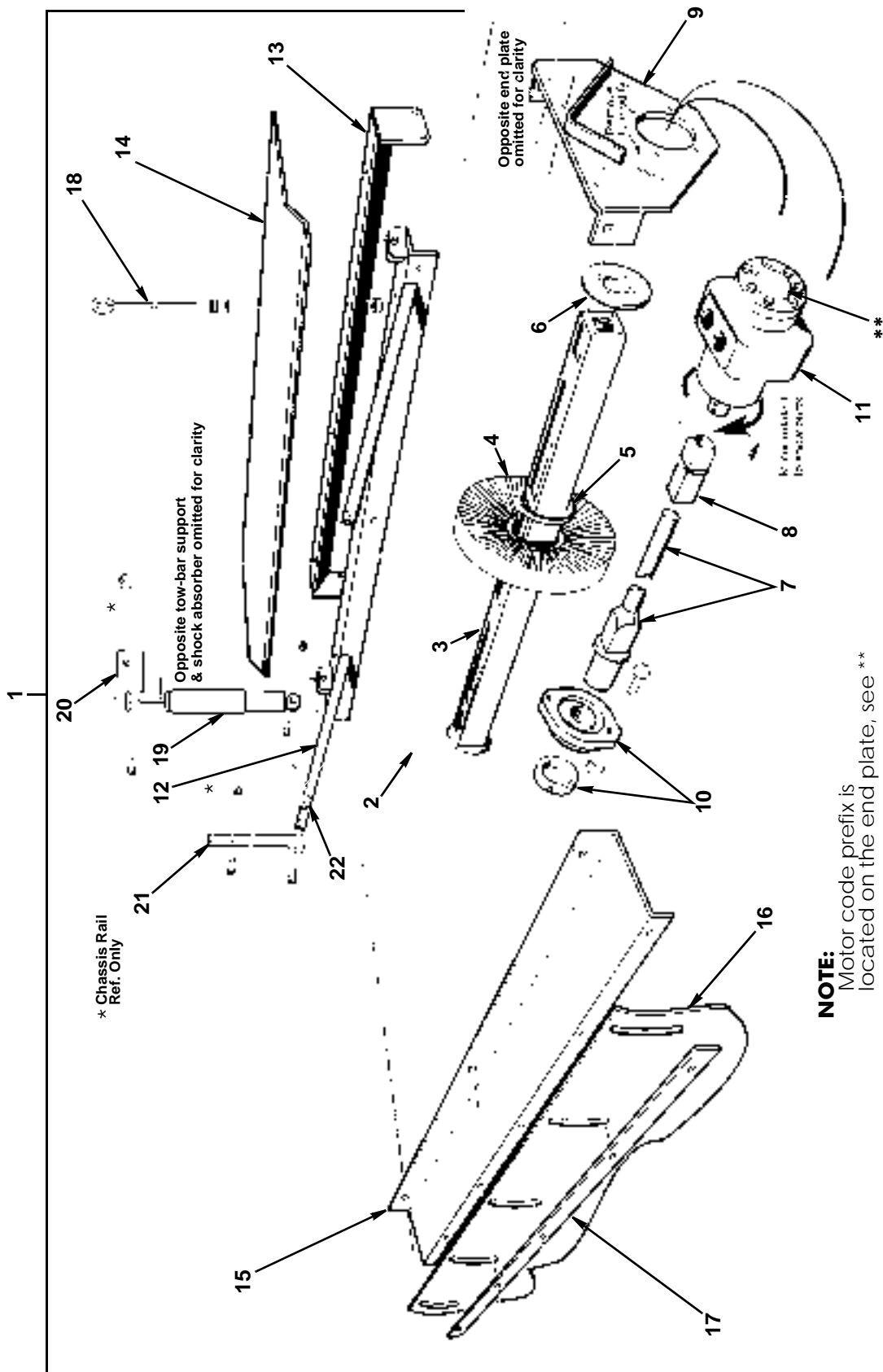




| <b>Item</b>  | <b>Part Number</b> | <b>Quantity</b> | <b>Description</b>                                   |
|--|--------------------|-----------------|--|
| <b>WIDESWEEP ARRANGEMENT - DUAL SWEEP MACHINES</b> |                    |                 |  |
| 1  | 023530             | 1               | . Widesweep brush assembly - dual sweep              |
| 2  | 024382             | 1               | .. Brush core assembly (comprises items 3 through 6) |
| 3  | 023528             | 1               | ... Core, widesweep brush, dual sweep Minor          |
| 4  | 023471             | 25              | ... Brush disc refill, 12½" Dia. polypropylene       |
| 5  | 023472             | 24              | ... Spacer ring, brush disc                          |
| 6  | 013649             | 1               | ... End cap, brush core                              |
|  | 011417             | 4               | ... Cap screw, csk hd, 3/8" UNC x 1"                 |
| 7  | 023526             | 1               | .. Tube, brush drive                                 |
| 8  | 013648             | 1               | ... Shaft, drive                                     |
|  | 011112             | 2               | ... Setscrew, skt hd, M6 x 12 mm long                |
| 9  | 010682             | 2               | .. End plate, widesweep                              |
| 10   | 010612             | 1               | ... Bearing (c/w collar)                             |
|  | 011053             | 2               | ... Bolt, hex hd, M12 x 35 mm long                   |
|  | 011077             | 2               | ... Nut, hex, M12, Nyloc                             |
| NI   | 010901             | 1               | ... Nipple, grease                                   |
| 11   | 023503             | 1               | ... Motor, hydraulic, Danfoss, OMP 200               |
|  | 011053             | 2               | ... Bolt, hex hd, M12 x 35 mm long                   |
| NI   | 011154             | 2               | ... Seal, Dowty, ½" BSP                              |
| NI   | 011167             | 2               | ... Adaptor, straight, ½" BSP x 3/8" BSP             |
| NI   | 011221             | 2               | ... Elbow, sweep, 3/8" BSP M/F                       |
| NI   | 023069             | 1               | ... Seal kit, Danfoss motor                          |
| 12   | 023531             | 1               | .. Tow bar, widesweep, dual sweep Minor              |
|  | 011031             | 2               | ... Setscrew, hex hd, M10 x 25 mm long               |
|  | 011075             | 2               | ... Nut, hex, M10, Nyloc                             |
| 13   | 023527             | 1               | Brush bar, widesweep, dual sweep Minor RH            |
|  | 011031             | 2               | ... Setscrew, hex hd, M10 x 25 mm long               |
|  | 011075             | 2               | ... Nut, hex, M10, Nyloc                             |
| 14   | 023529             | 1               | Cover, widesweep, dual sweep Minor                   |
|  | 023533             | 1               | Clamp, widesweep skirt                               |
|  | 011030             | 6               | ... Bolt, hex hd, M10 x 20 mm long                   |
|  | 011075             | 6               | ... Nut, hex, M10, Nyloc                             |
| 15   | 023534             | 1               | Hanger, widesweep skirt, dual sweep Minor            |
|  | 011030             | 3               | ... Bolt, hex hd, M10 x 20 mm long                   |
|  | 011075             | 3               | ... Nut, hex, M10, Nyloc                             |
| 16   | 022652             | 1               | ... Skirt, widesweep, Minor                          |
| 17   | 023533             | 1               | ... Clamp, widesweep skirt, Minor                    |
|  | 011030             | 5               | ... Bolt, hex hd, M10 x 20 mm long                   |
|  | 011075             | 5               | ... Nut, hex, M10, Nyloc                             |
| 18   | 010248             | 1               | ... Tensioner  |
| NI   | 010525             | 1               | ... Chain, welded, 3 links                           |
| NI   | 010606             | 2               | ... Carabiner  |
| 19   | 012524             | 2               | .. Shock absorber                                    |
|  | 011035             | 1               | ... Bolt, hex hd, M10 x 50 mm long                   |
|  | 011075             | 1               | ... Nut, hex, M10, Nyloc                             |
| 20   | 012548             | 1               | ... Bracket, mounting, shock absorber                |
|  | 011031             | 1               | ... Setscrew, hex hd, M10 x 25 mm long               |
|  | 011075             | 1               | ... Nut, hex, M10, Nyloc                             |
| 21   | 023346             | 2               | .. Support, tow bar LHD {RHD 023347}                 |
|  | 011031             | 2               | ... Bolt, hex hd, M10 x 25 mm long *                 |
|  | 011075             | 2               | ... Nut, hex, M10, Nyloc                             |
| 22   | 010689             | 1               | ... Bush   |
|  | 011052             | 1               | ... Bolt, hex hd, M12 x 25 mm long                   |
|  | 011077             | 1               | ... Nut, hex, M12, Nyloc                             |

\* Top bolt is replaced by 011038 + an extra M10 nut (011074) on cab safety-latch side of machine.

When ordering replacement parts, always give the machine's Serial Number and specify Part Number, Quantity & Description



**WIDESWEEP ARRANGEMENT - DUAL SWEEP M/cs**

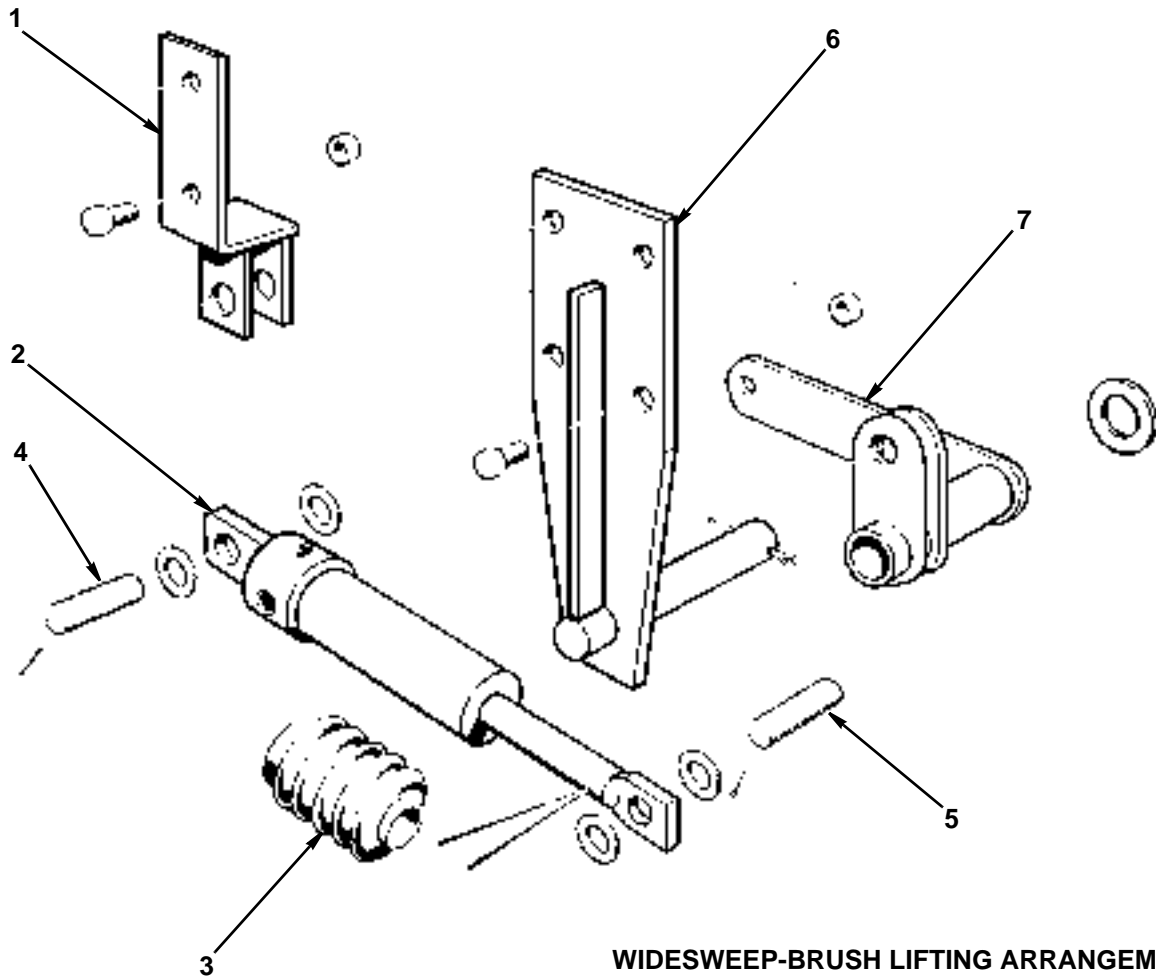
When ordering replacement parts, always give the machine's Serial Number and specify Part Number, Quantity & Description





| <i>Item</i>                                | <i>Part Number</i> | <i>Quantity</i> | <i>Description</i>                          |
|--|--------------------|-----------------|---|
| <b>WIDESWEEP-BRUSH LIFTING ARRANGEMENT</b> |                    |                 |   |
| 1  | 013855             | 1               | . Bracket, hydraulic ram, widesweep lifting |
|  | 011011             | 2               | .. Bolt, hex hd, M8 x 25 mm long            |
|  | 011073             | 2               | .. Nut, hex, M8, Nyloc                      |
| 2  | 027115             | 1               | . Ram, hydraulic                            |
| NI   | 011629             | 1               | .. Seal kit, ram                            |
| 3  | 021510             | 1               | .. Bellows                                  |
| 4  | 010067             | 1               | .. Pin, drilled, ram anchoring              |
|  | 011102             | 2               | ... Washer, plain, 20 mm                    |
|  | 011122             | 2               | ... Pin, split, cotter, 3/16" x 1½"         |
| 5  | 010067             | 1               | .. Pin, drilled, ram/brush link connecting  |
|  | 011102             | 2               | ... Washer, plain, 20 mm                    |
|  | 011122             | 2               | ... Pin, split, cotter, 3/16" x 1½"         |
| 6  | 013853             | 1               | . Bracket, widesweep lift                   |
|  | 011011             | 4               | .. Bolt, hex hd, M8 x 25 mm long            |
|  | 011073             | 4               | .. Nut, hex, M8, Nyloc                      |
| 7  | 014231             | 1               | .. Link, brush lift, RH                     |
| 8  | 013854             | 1               | .. Link, brush lift, LH                     |
|  | 011102             | 2               | ... Washer, plain, 20 mm                    |
|  | 011122             | 1               | ... Pin, split, cotter, 3/16" x 1½"         |

When ordering replacement parts, always give the machine's Serial Number and specify Part Number, Quantity & Description



**WIDESWEEP-BRUSH LIFTING ARRANGEMENT**  
RH SWEEP ASSEMBLY ILLUSTRATED, LH ASSEMBLY SIMILAR

When ordering replacement parts, always give the machine's Serial Number and specify Part Number, Quantity & Description

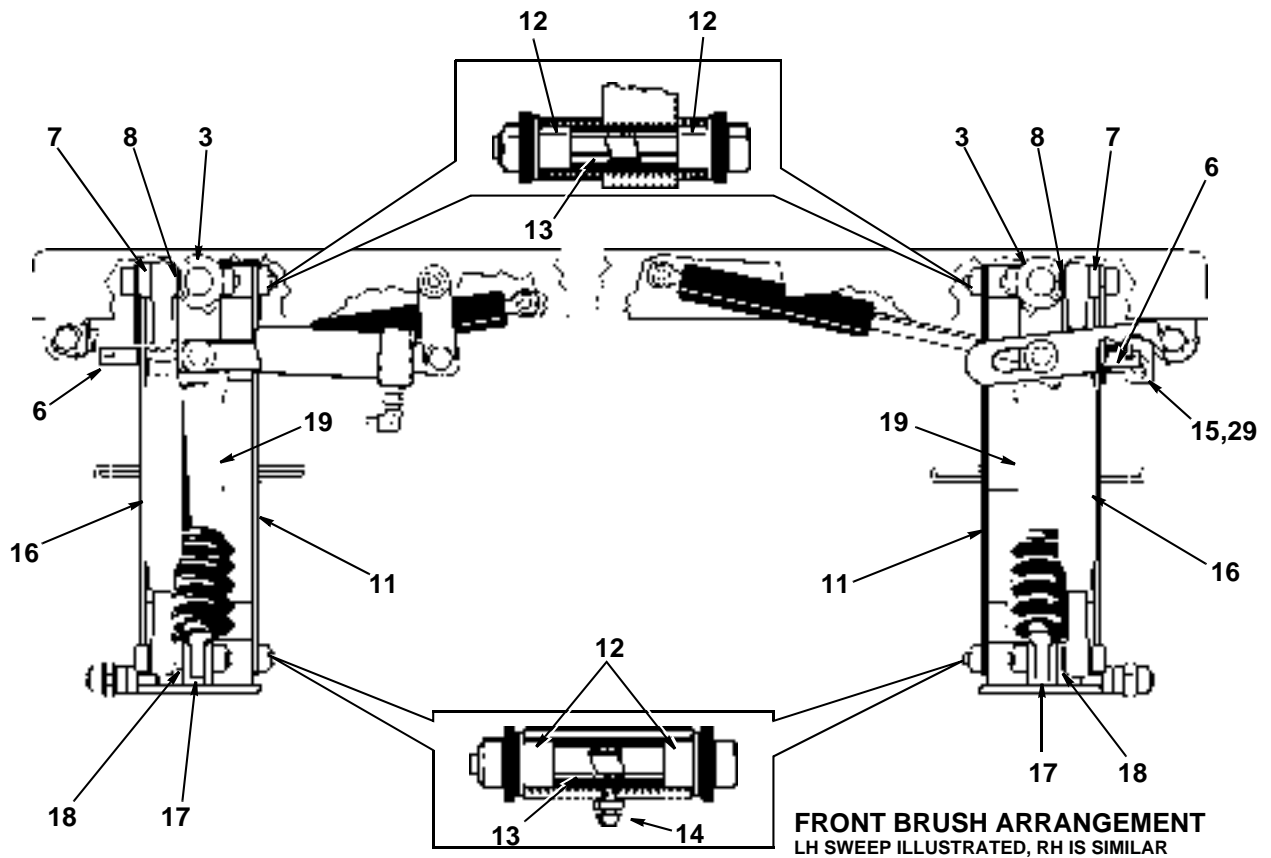
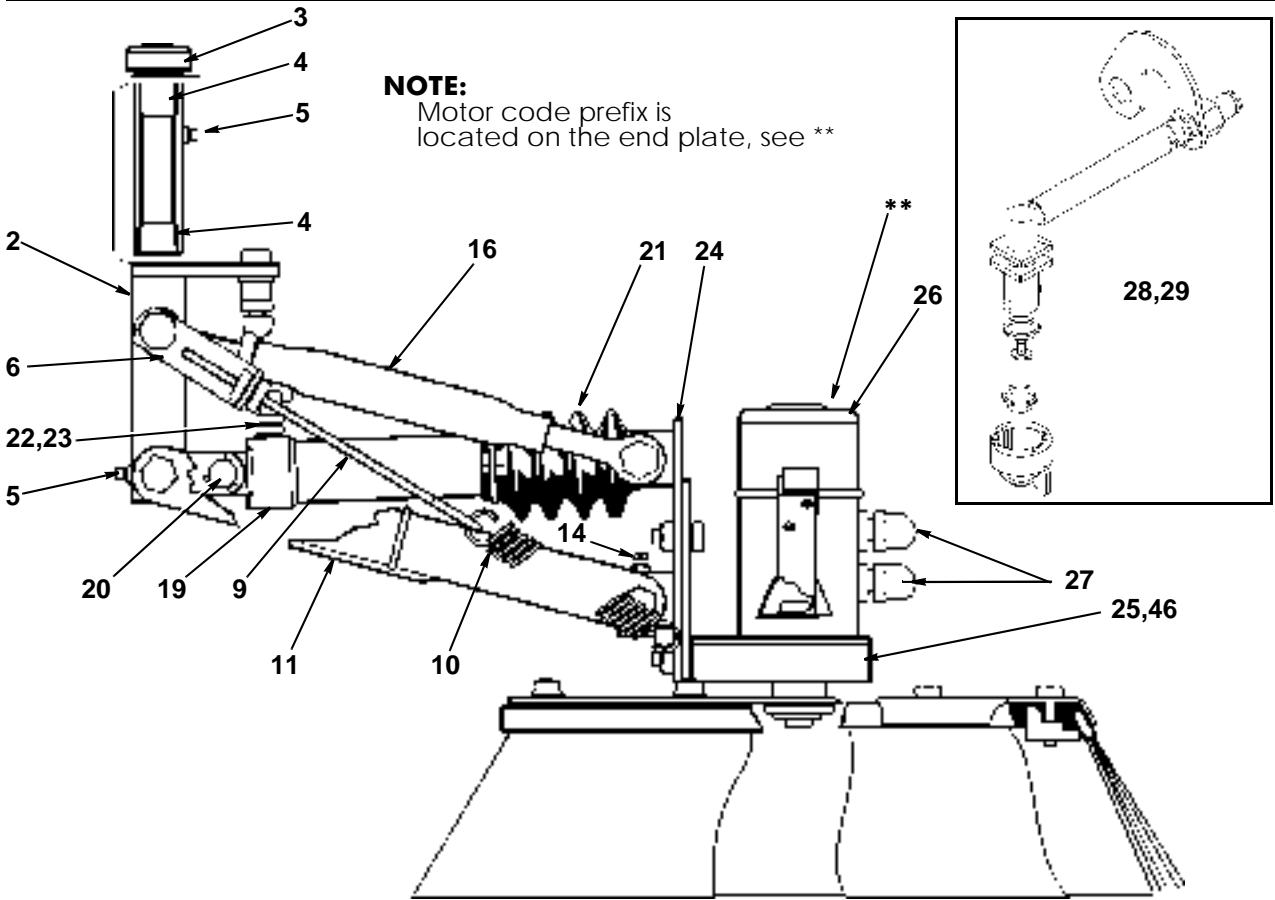


| <b>Item</b>  | <b>Part Number</b> | <b>Quantity</b> | <b>Description</b>   |
|--|--------------------|-----------------|--|
| <b>FRONT BRUSH ARRANGEMENT</b>   |                    |                 |  |
| 1  | 018201             | 1               | . Front brush assembly (Near-side) LEFT HAND DRIVE VEHICLE               |
| 1  | 018202             | 1               | . Front brush assembly (Off-side) LEFT HAND DRIVE VEHICLE                |
| 1  | 023276             | 1               | . Front brush assembly (Near-side) RIGHT HAND DRIVE VEHICLE              |
| 1  | 023277             | 1               | . Front brush assembly (Off-Side) RIGHT HAND DRIVE VEHICLE               |
| <b>NOTES:</b>  |                    |                 |  |
| 1. Near-side refers to the side of the vehicle nearest to the kerb. Off-side refers to the side of the vehicle furthest from the kerb. In most cases the two front brush assemblies are arranged in this configuration regardless of driving position. |                    |                 |  |
| 2. Components are the same for both assemblies unless stated otherwise.  |                    |                 |  |
| 2  | 013492             | 2               | . . . Pivot, brush   |
| 3  | 010768             | 2               | . . . Collar, shaft, Ø 1"  |
| 4  | 013662             | 4               | . . . Bush, brush pivots   |
| 5  | 010903             | 4               | . . . Nipple, grease, 1/8" BSP, straight                                 |
| 6  | 013332             | 2               | . . . Anchor, spring   |
|  | 011423             | 2               | . . . . Bolt, hex hd, M16 x 110 mm long *                                |
|  | 011060             | 2               | . . . . Nut, hex, M16, Nyloc *   |
| 7  | 014129             | 2               | . . . . Spacer, spring anchor *  |
| 8  | 020564             | 2               | . . . . Spacer, 25 mm O/D x 16.5 mm I/D x 14 mm long *                   |
| 9  | 010248             | 2               | . . . . Tensioner (complete with lock nuts)                              |
| 10   | 010521             | 2               | . . . . Spring, 6" long  |
|  | 011076             | 4               | . . . . . Nut, hex, M12  |
|  | 011096             | 4               | . . . . . Washer, plain, 12 mm   |
|  | 011077             | 2               | . . . . . Nut, hex, M12, Nyloc   |
| 11   | 013494             | 2               | . . . Link, brush  |
|  | 011259             | 4               | . . . . Bolt, hex hd, M12 x 130 mm long                                  |
|  | 011077             | 4               | . . . . Nut, hex, M12, Nyloc   |
| 12   | 013488             | 8               | . . . . Bush   |
| 13   | 013491             | 4               | . . . . Sleeve   |
| 14   | 010901             | 2               | . . . . Nipple, grease, 135°, 1/8" BSP (fitted to swivel-plate end only) |
| 15   | 014024             | 2               | . . . . Bracket, spray nozzle (Off-side brush assemblies only)           |
|  | 011030             | 2               | . . . . . Screw, Hex hd, M10 x 20 mm long                                |
|  | 011075             | 2               | . . . . . Nut, hex, M10, Nyloc   |
| 16   | 013487             | 2               | . . . Link, top (for pivot-end attaching parts see *)                    |
|  | 011133             | 2               | . . . . Bolt, hex hd, M16 x 100 mm long **                               |
|  | 011060             | 2               | . . . . Nut, hex, M16, Nyloc **  |
| 17   | 013493             | 2               | . . . . Spacer, ram sleeve **  |
| 18   | 020565             | 2               | . . . . Spacer, 25 mm O/D x 16.5 mm I/D x 22 mm long **                  |
| 19   | 027116             | 2               | . . Ram, hydraulic   |
| 20   | 010067             | 2               | . . . . Pin, drilled, Ø 20 mm x 50 mm long                               |
|  | 011122             | 4               | . . . . . Pin, split, 3/16" x 1 1/2" long                                |
| 21   | 021510             | 2               | . . . . Bellows  |
| 22   | 011158             | 2               | . . . . Adaptor, straight, 1/4" BSP, M/M                                 |
| NI   | 011150             | 2               | . . . . . Seal, Dowty, 1/4" BSP  |
| 23   | 011171             | 2               | . . . . Elbow, swivel, 1/4" BSP  |
| 24   | 013489             | 2               | . . Plate, swivel  |
| 25   | 021214             | 2               | . . . Bracket, motor (Near-side brush assemblies only)                   |
|  | 011075             | 4               | . . . . Nut, hex, M10, Nyloc   |
|  | 011094             | 4               | . . . . Washer, plain, 10 mm   |
| 26   | 010006             | 2               | . . Motor, hydraulic, Danfoss OMP 315                                    |
|  | 011069             | 4               | . . . Bolt, hex hd, M12 x 40 mm long                                     |
|  | 011077             | 2               | . . . Nut, hex, M12, Nyloc   |
| NI   | 023069             | 2               | . . . Seal kit, Danfoss motor (Code 151-33 prefix motors only)           |
| 27   | 021395             | 4               | . . . Elbow, positionable, 1/2" BSP x 3/8" BSP, M/M (comp/w seal)        |
| NI   | 011172             | 4               | . . . Elbow, swivel, 3/8" BSP, F/M                                       |

**Continued...**

When ordering replacement parts, always give the machine's Serial Number and specify Part Number, Quantity & Description



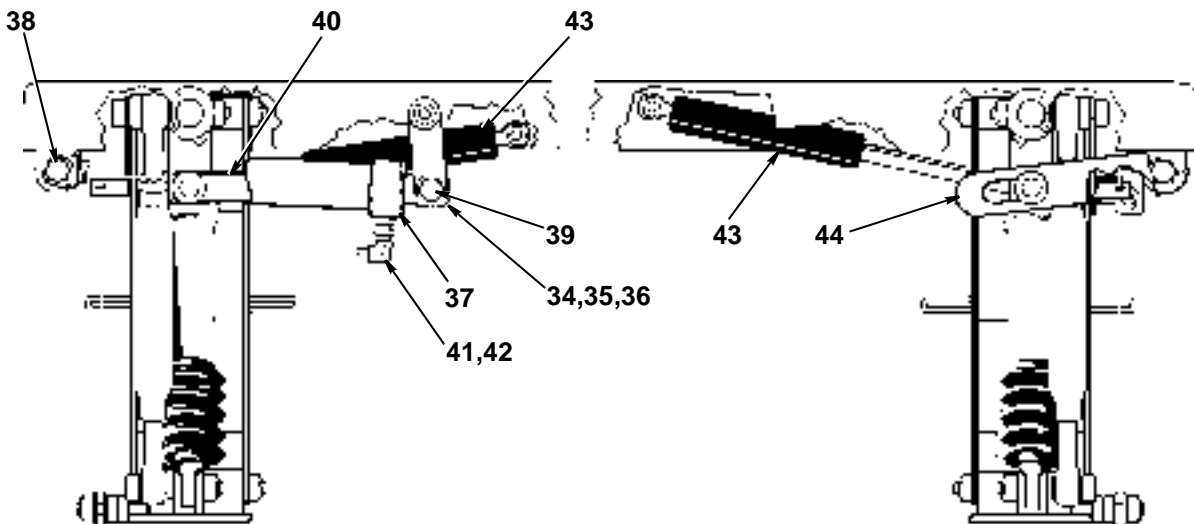
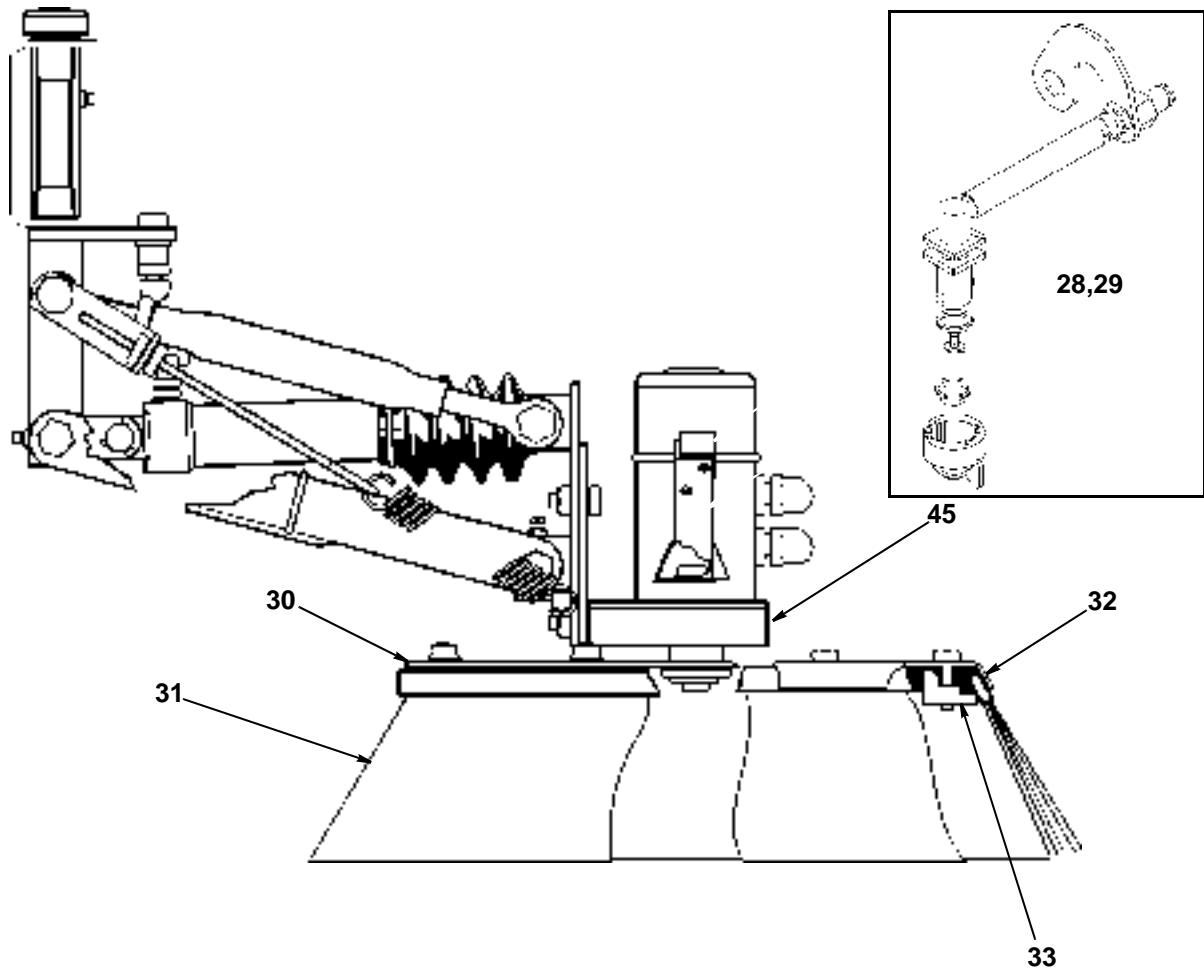


When ordering replacement parts, always give the machine's Serial Number and specify Part Number, Quantity & Description



| <b>Item</b>                    | <b>Part Number</b> | <b>Quantity</b> | <b>Description</b>   |
|--------------------------------|--------------------|-----------------|--|
| <b>FRONT BRUSH ARRANGEMENT</b> |                    |                 |  |
| 28                             | 030664             | 2               | ... SPRAY JET ASSEMBLY (LOW PRESSURE) LH..... Page H7                |
| 29                             | 030665             | 2               | ... SPRAY JET ASSEMBLY (LOW PRESSURE) RH ..... Page H7               |
| 30                             | 024139             | 2               | ... Disc, brush, slotted   |
|                                | 011011             | 2               | ... Bolt, hex hd, M8 x 25 mm long                                    |
| NI                             | 011515             | 2               | ... Key, Danfoss   |
|                                | 010004             | 2               | ... Washer, special, Ø 45 mm x Ø 9 mm x 4 mm                         |
|                                | 010005             | 2               | ... Washer, tab  |
| 31                             | 023469             | 2               | ... Brush, polypropylene, Ø 400 mm (comp./w mounting bolts)          |
|                                | 000185             | 12              | ... Nut, flange, hex, M8   |
| 33                             | 011697             | 12              | ... Clamp, brush (not fitted to current M/cs)                        |
|                                | 011032             | 12              | ... Bolt, hex hd, M10 x 30 mm long                                   |
|                                | 011094             | 12              | ... Washer, plain, 10 mm   |
| 34                             | 013496             | 2               | .. Lever, pivot (Near-side brush assemblies only)                    |
| 35                             | 013488             | 4               | ... Bush (Near-side brush assemblies only)                           |
| 36                             | 013499             | 2               | ... Post (Near-side brush assemblies only)                           |
|                                | 011262             | 2               | ... Bolt, hex hd, M8 x 140   |
| 37                             | 014902             | 2               | .. Ram, hydraulic, No 10 (Near-side brush assys only)                |
| 37                             | 027117             | 2               | .. Ram, hydraulic  |
| 38                             | 010067             | 2               | ... Pin, drilled, 20 mm Dia x 50 mm long                             |
|                                | 011122             | 4               | ... Pin, split, 3/16" x 1½" long                                     |
| 39                             | 014038             | 2               | ... Pin, drilled, 20 mm Dia x 70 mm long                             |
|                                | 011122             | 4               | ... Pin, split, 3/16" x 1½" long                                     |
| NI                             | 021510             | 2               | ... Bellows  |
| NI                             | 011629             | 2               | ... Seal kit, ram  |
| 40                             | 013497             | 2               | ... Link (Near-side brush assemblies only)                           |
|                                | 011030             | 2               | ... Bolt, hex hd, M10 x 20 mm long                                   |
|                                | 011094             | 2               | ... Washer, plain, 10 mm   |
| 41                             | 011158             | 2               | ... Adaptor, straight, ¼" BSP, M/M (Near-side brush assy's only)     |
| NI                             | 011150             | 2               | ... Seal, Dowty, ¼" BSP (Near-side brush assemblies only)            |
| 42                             | 011171             | 2               | ... Elbow, swivel, 1/4" BSP (Near-side brush assemblies only)        |
| 43                             | 013486             | 2               | ... Strut, stabilising, gas operated (Spare ball joint = 022484)     |
|                                | 011075             | 2               | ... Nut, hex, M10, Nyloc   |
| 44                             | 014904             | 2               | .. Link, sliding, front brush swing-out (Off-side brush assy's only) |
|                                | 011030             | 2               | ... Bolt, hex hd, M10 x 20 mm long                                   |
|                                | 010313             | 2               | ... Washer, thick, 40 mm O/D x 11 mm I/D x 5 mm                      |
|                                | 011095             | 2               | ... Washer, spring, 10 mm  |
| 45                             | 010007             | 2               | .. Bracket, motor (Off-side brush assemblies only)                   |

When ordering replacement parts, always give the machine's Serial Number and specify Part Number, Quantity & Description



**FRONT BRUSH ARRANGEMENT**  
LH SWEEP ILLUSTRATED, RH IS SIMILAR

When ordering replacement parts, always give the machine's Serial Number and specify Part Number, Quantity & Description



| <b>Item</b>                   | <b>Part Number</b> | <b>Quantity</b> | <b>Description</b>   |
|-------------------------------|--------------------|-----------------|--|
| <b>SIDE BRUSH ARRANGEMENT</b> |                    |                 |  |
| 1                             | 018211             | 1               | . Side brush assembly (Left Hand)                                |
| 1                             | 018169             | 1               | . Side brush assembly (Right Hand)                               |
| 2                             | 013485             | 1               | .. Bracket, side-brush mounting, Left Hand                       |
| 2                             | 014229             | 1               | .. Bracket, side-brush mounting, Right Hand                      |
|                               | 011031             | 4               | ... Bolt, hex hd, M10 x 25 mm long                               |
|                               | 011095             | 4               | ... Washer, spring, 10 mm  |
| 3                             | 010903             | 1               | ... Nipple, grease, 1/8" BSP, straight                           |
| 4                             | 010247             | 1               | ... Skirt, rubber  |
| 5                             | 014151             | 1               | ... . Clamp, rubber skirt  |
|                               | 011011             | 3               | ... . Bolt, hex hd, M8 x 25 mm long                              |
|                               | 011073             | 3               | ... . Nut, hex, M8, Nyloc  |
| 6                             | 013484             | 1               | .. Pivot, brush, left hand                                       |
| 6                             | 014226             | 1               | .. Pivot, brush, right hand                                      |
| 7                             | 010768             | 1               | ... Collar, shaft, Ø 1"  |
| 8                             | 013662             | 2               | ... Bush, brush pivots   |
| 9                             | 010903             | 2               | ... Nipple, grease, 1/8" BSP, straight                           |
| 10                            | 013495             | 1               | ... Link, brush  |
|                               | 011259             | 2               | ... . Bolt, hex hd, M12 x 130 mm long                            |
|                               | 011077             | 2               | ... . Nut, hex, M12, Nyloc                                       |
| 11                            | 013488             | 4               | ... . Bush   |
| 12                            | 013491             | 2               | ... . Sleeve   |
| 13                            | 013487             | 1               | ... Link, top  |
|                               | 011133             | 2               | ... . Bolt, hex hd, M16 x 100 mm long (* x 1)                    |
|                               | 011060             | 2               | ... . Nut, hex, M16, Nyloc (* x 1)                               |
| 14                            | 020565             | 1               | ... . Spacer, 25 mm O/D x 16.5 mm I/D x 22 mm long (swivel end)* |
| 15                            | 020564             | 1               | ... . Spacer, 25 mm O/D x 16.5 mm I/D x 14 mm long (pivot end)   |
| 16                            | 013493             | 1               | ... . Spacer, ram sleeve*  |
| 17                            | 027114             | 1               | .. Ram, hydraulic  |
| 18                            | 010067             | 1               | ... . Pin, drilled, Ø 20 mm x 50 mm long                         |
|                               | 011122             | 2               | ... . Pin, split, 3/16" x 1½" long                               |
| 19                            | 021510             | 1               | ... . Bellows  |
| NI                            | 011629             | 1               | ... . Seal kit, ram  |
| 20                            | 011158             | 1               | ... . Adaptor, straight, ¼" BSP, M/M                             |
| NI                            | 011150             | 1               | ... . Seal, Dowty, ¼" BSP  |
| 21                            | 011171             | 1               | ... . Elbow, swivel, 1/4" BSP                                    |

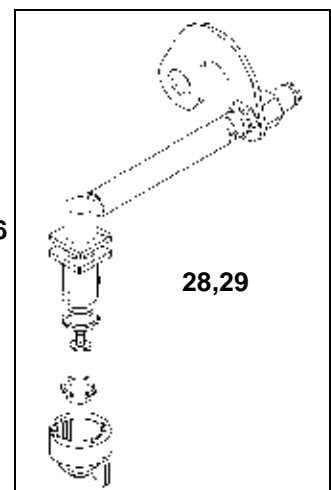
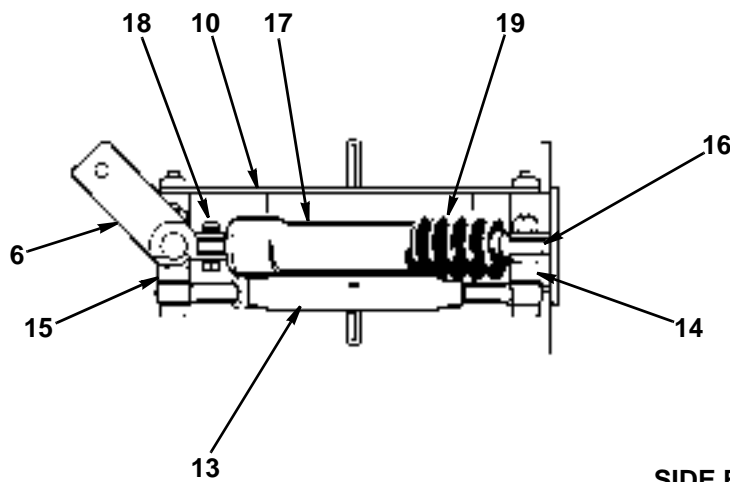
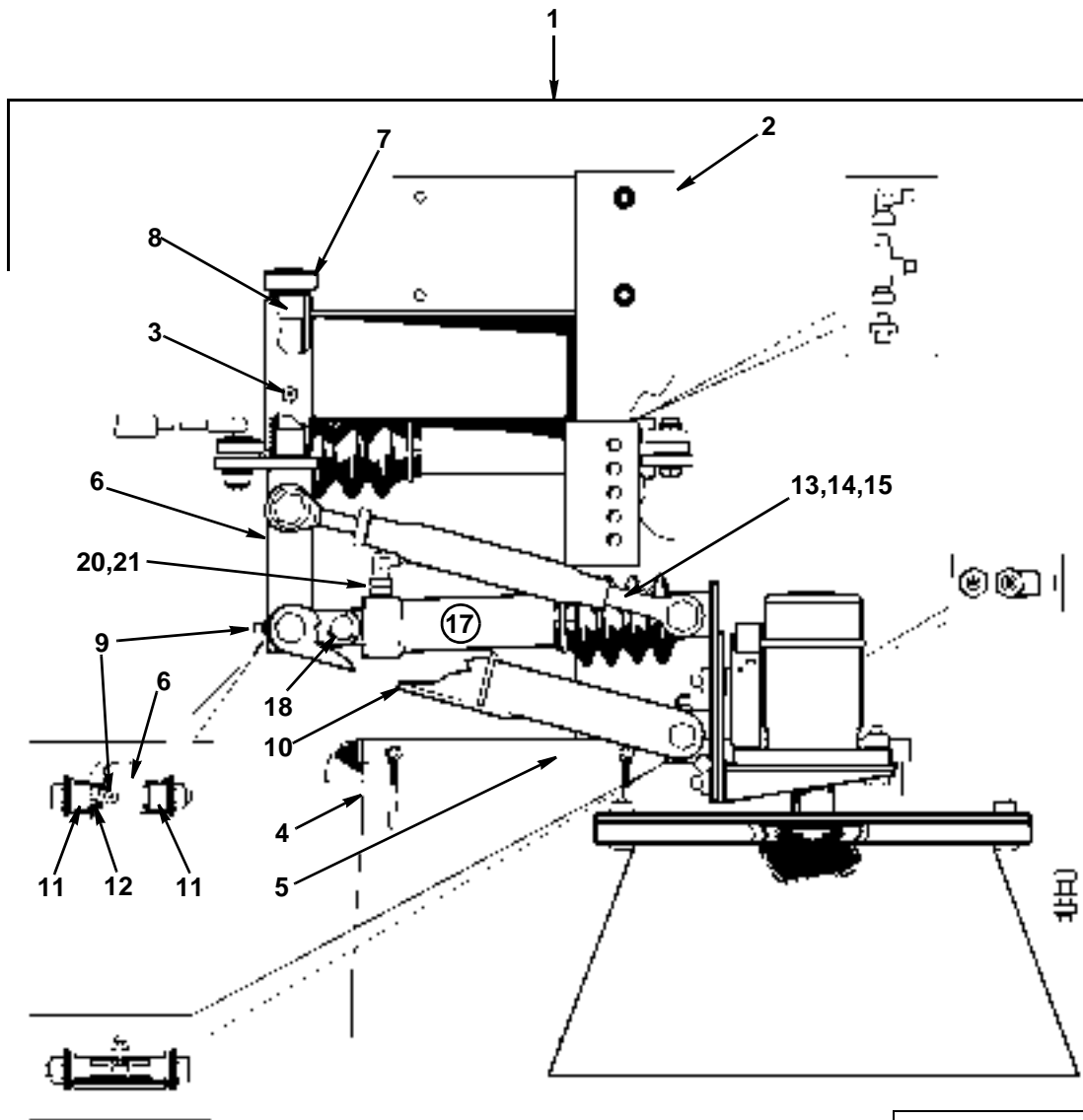
} Now available as Pin & Bush Kit. To procure order Part No. 024610

} pivot end of ram only

**NOTE:**  
Components are the same for left-hand and right-hand assemblies unless stated otherwise.

**Continued...**

When ordering replacement parts, always give the machine's Serial Number and specify Part Number, Quantity & Description



**SIDE BRUSH ARRANGEMENT**  
LEFT HAND ILLUSTRATED, RIGHT HAND REVERSE

When ordering replacement parts, always give the machine's Serial Number and specify Part Number, Quantity & Description



| <b>Item</b>                               | <b>Part Number</b> | <b>Quantity</b> | <b>Description</b>  |
|---|--------------------|-----------------|---|
| <b>SIDE BRUSH ARRANGEMENT (Continued)</b> |                    |                 |   |
| 22  | 013489             | 1               | . . . Plate, swivel   |
| 23  | 010901             | 1               | . . . Nipple, grease, 135°, 1/8" BSP                                  |
| 24  | 010007             | 1               | . . . Bracket, motor (Near-side brush assemblies only)                |
|   | 011075             | 2               | . . . . Nut, hex, M10, Nyloc  |
|   | 011094             | 2               | . . . . Washer, plain, 10 mm  |
| 25  | 010006             | 1               | . . Motor, hydraulic, Danfoss OMP 315                                 |
|   | 011069             | 2               | . . . Bolt, hex hd, M12 x 40 mm long                                  |
|   | 011077             | 1               | . . . Nut, hex, M12, Nyloc  |
| NI  | 023069             | 1               | . . . Seal kit, Danfoss motor   |
| 26  | 011167             | 2               | . . . Adaptor, straight, 1/2" BSP x 3/8" BSP                          |
| NI  | 011154             | 1               | . . . . Seal, Dowty, 1/2" BSP   |
| 27  | 011172             | 2               | . . . Elbow, swivel, 3/8" BSP, F/M                                    |
| 28  | 030664             | 1               | . SPRAY JET ASSEMBLY LH ..... See H7                                  |
| 29  | 030665             | 1               | . SPRAY JET ASSEMBLY RH ..... See H7                                  |
| 30  | 011688             | 1               | . . . Hub, side brush   |
| 31  | 011011             | 1               | . . . . Bolt, hex hd, M8 x 25 mm long                                 |
|   | 010004             | 1               | . . . . Washer, special, Ø 45 mm x Ø 9 mm x 4 mm                      |
|   | 010005             | 1               | . . . . Washer, tab   |
| 32  | 023470             | 1               | . . . . Brush, side, steel  |
|   | 011015             | 4               | . . . . . Bolt, hex hd, M8 x 45 } mm long                             |
|   | 011092             | 4               | . . . . . Washer, plain, 8 mm } use with Item 31 only                 |
|   | 011073             | 4               | . . . . . Nut, hex, M8, Nyloc }                                       |
|   | 000185             | 4               | . . . . . Nut, hex, flange, M8 (use only with Item 30)                |
| 33  | 027118             | 1               | . . Ram   |
| 34  | 010067             | 1               | . . . Pin, drilled (locates cylinder end of ram to Item 2)            |
|   | 011102             | 2               | . . . . Washer, plain, 20 mm  |
|   | 011122             | 2               | . . . . Pin, split, 3/16" x 1 1/2" long                               |
|   | 011102             | 3               | . . . Washer, plain, 20 mm } position rod end of ram on Item 6        |
|   | 011094             | 1               | . . . Washer, plain, 10 mm }  |
| NI  | 011629             | 1               | . . . Seal kit, ram   |
| 35  | 021510             | 1               | . . . Bellows   |
| 36  | 011158             | 1               | . . . Adaptor, straight, 1/4" BSP, M/M                                |
| NI  | 011150             | 1               | . . . . Seal, Dowty, 1/4" BSP   |
| 37  | 011206             | 1               | . . . Tee fitting, nut-on-run, 1/4" BSP                               |
| 38  | 011171             | 1               | . . . Elbow, swivel, 1/4" BSP   |
| 39  | 013486             | 1               | . . Strut, stabilising, gas operated (rod end locates to Item 6 & 33) |
| 40  | 022484             | 1               | . . . Ball Joint for item 39  |

**NOTE:**

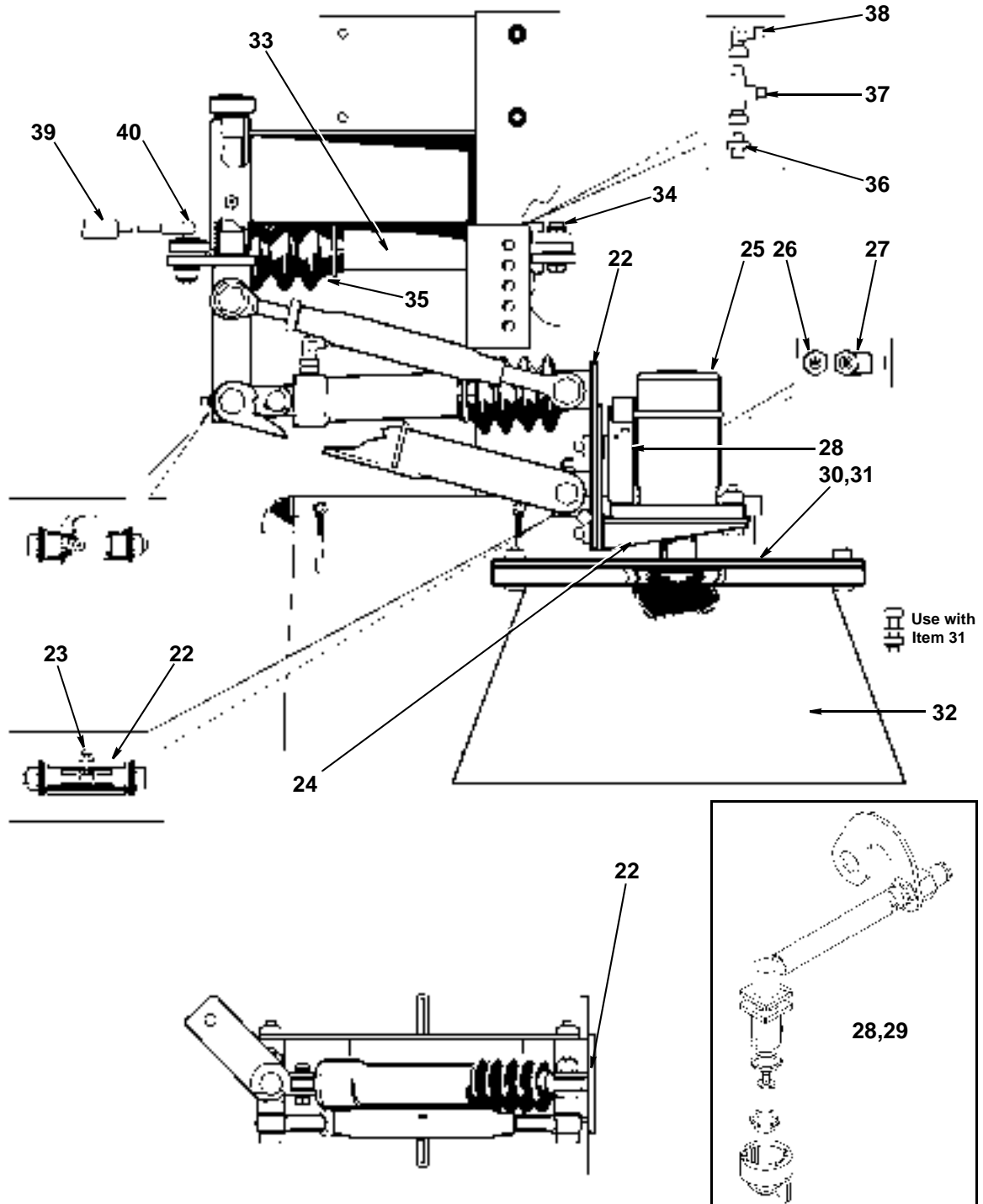
Components are the same for left-hand and right-hand assemblies unless stated otherwise.

When ordering replacement parts, always give the machine's Serial Number and specify Part Number, Quantity & Description



**NOTE:**

Motor code prefix is located on the end plate, see \*\*



**SIDE BRUSH ARRANGEMENT**  
LEFT HAND ILLUSTRATED, RIGHT HAND REVERSE

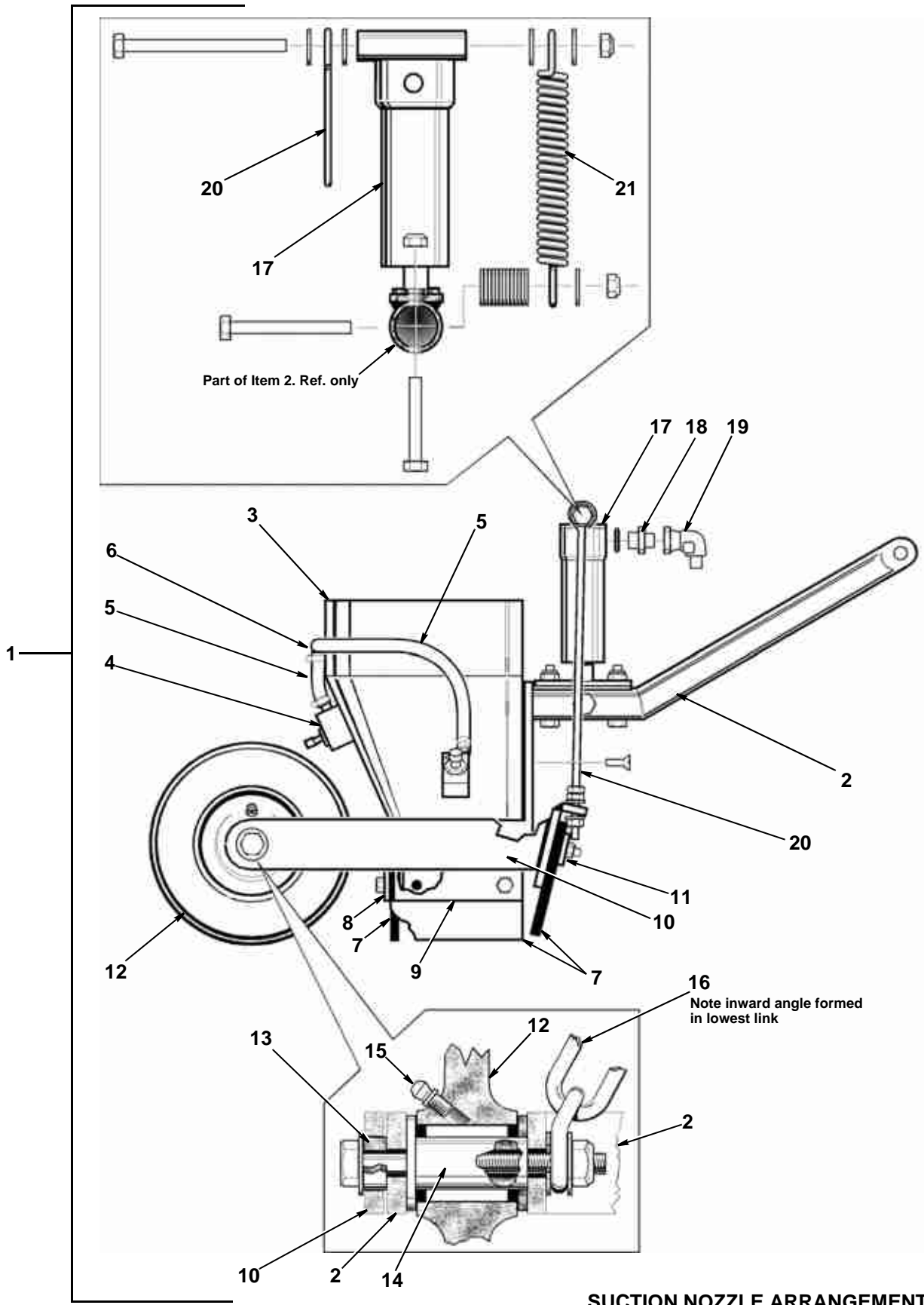
When ordering replacement parts, always give the machine's Serial Number and specify Part Number, Quantity & Description



| <b>Item</b>                       | <b>Part Number</b> | <b>Quantity</b> | <b>Description</b>  |
|-----------------------------------|--------------------|-----------------|---|
| <b>SUCTION NOZZLE ARRANGEMENT</b> |                    |                 |   |
| 1                                 | 018207             | 1               | . Suction nozzle assembly, left hand                          |
| 1                                 | 023279             | 1               | . Suction nozzle assembly, right hand                         |
| NI                                | 023154             | 1               | ... Rubber Suction Hose                                       |
| NI                                | 014303             | 1               | ... Suction tube  |
| 2                                 | 013902             | 1               | .. Carrier, nozzle  |
|                                   | 011054             | 1               | ... Bolt, hex hd, M12 x 45 mm long                            |
|                                   | 011077             | 1               | ... Nut, hex, M12, Nyloc                                      |
| 3                                 | 013398             | 1               | ... Box, suction nozzle                                       |
|                                   | 000129             | 4               | .... Screw, csk skt hd, M8 x 25 mm long                       |
|                                   | 011073             | 4               | .... Nut, hex, M8, Nyloc                                      |
| 4                                 | 013360             | 3               | .... Nozzle, water spray                                      |
|                                   | 011001             | 1               | ..... Bolt, hex hd, M6 x 16 mm long                           |
|                                   | 011091             | 1               | ..... Washer, spring, 6 mm                                    |
| 5                                 | 010950             | As Req          | ... Hose, 3/8" water  |
| 6                                 | 003000             | 2               | ..... Tee fitting, water hose                                 |
|                                   | 010516             | 8               | ..... Clip, hose  |
| 7                                 | 011593             | 1 set           | .... Nozzle flap, rubber (comprising 1 front, 1 rear, 2 side) |
| 8                                 | 011592             | 1               | ..... Clamp, nozzle flap (rear)                               |
|                                   | 011011             | 4               | ..... Bolt, hex hd, M8 x 25 mm long                           |
| 9                                 | 013615             | 2               | ..... Clamp, nozzle flap (side)                               |
|                                   | 011011             | 2               | ..... Bolt, hex hd, M8 x 25 mm long                           |
| 10                                | 013903             | 1               | .. Frame, gobbler   |
| 11                                | 011592             | 1               | ... Clamp, nozzle flap (front)                                |
|                                   | 011073             | 4               | .... Nut, hex, M8, Nyloc                                      |
| 12                                | 013115             | 2               | ... Wheel, suction nozzle (use bearing Part No. 014540)       |
| 13                                | 011724             | 1               | .... Spacer, nozzle wheel                                     |
| 14                                | 022451             | 1               | .... Bush, nozzle wheel                                       |
|                                   | 011105             | 1               | .... Bolt, hex hd, M12 x 120 mm long                          |
|                                   | 011096             | 3               | .... Washer, plain 12 mm                                      |
|                                   | 011104             | 2               | .... Washer, T3, HP steel                                     |
|                                   | 011077             | 1               | .... Nut, hex, M12, Nyloc                                     |
| 15                                | TBD                | 1               | .... Nipple, grease   |
| 16                                | 010525             | 2               | .... Chain, nozzle lift, 8 links in length                    |
| NI                                | 010606             | 1               | ..... Carabiner   |
| 17                                | 027113             | 1               | .. Ram  |
|                                   | 011036             | 2               | ... Bolt, hex hd, M10 x 60 mm long                            |
|                                   | 011075             | 2               | ... Nut, hex, M10, Nyloc                                      |
| NI                                | 011629             | 1               | ... Seal kit, ram   |
| 18                                | 011158             | 1               | ... Adaptor, straight, 1/4" BSP, M/M                          |
| NI                                | 011152             | 1               | .... Seal, Dowty, 1/4" BSP                                    |
| 19                                | 011171             | 1               | ... Elbow, swivel, 1/4" BSP                                   |
| NI                                | 010945             | 1               | ... Plug, 1/4" BSP  |
| 20                                | 011811             | 1               | ... Rod, gobbler  |
|                                   | 011092             | 1               | .... Washer, plain, 8 mm                                      |
|                                   | 011072             | 2               | .... Nut, hex, M8   |
|                                   | 011073             | 1               | .... Nut, hex, M8, Nyloc                                      |
|                                   | 011042             | 1               | .... Bolt, hex hd, M10 x 110 mm long                          |
|                                   | 011094             | 4               | .... Washer, plain, 10 mm                                     |
|                                   | 011075             | 1               | .... Nut, hex, M10, Nyloc                                     |
| 21                                | 010521             | 1               | ... Spring, coil, gobbler                                     |
|                                   | 011038             | 1               | .... Bolt, hex hd, M10 x 80 mm long                           |
|                                   | 011094             | 13              | ... Washer, plain, 10 mm (space out between carrier & spring) |

When ordering replacement parts, always give the machine's Serial Number and specify Part Number, Quantity & Description





**SUCTION NOZZLE ARRANGEMENT**

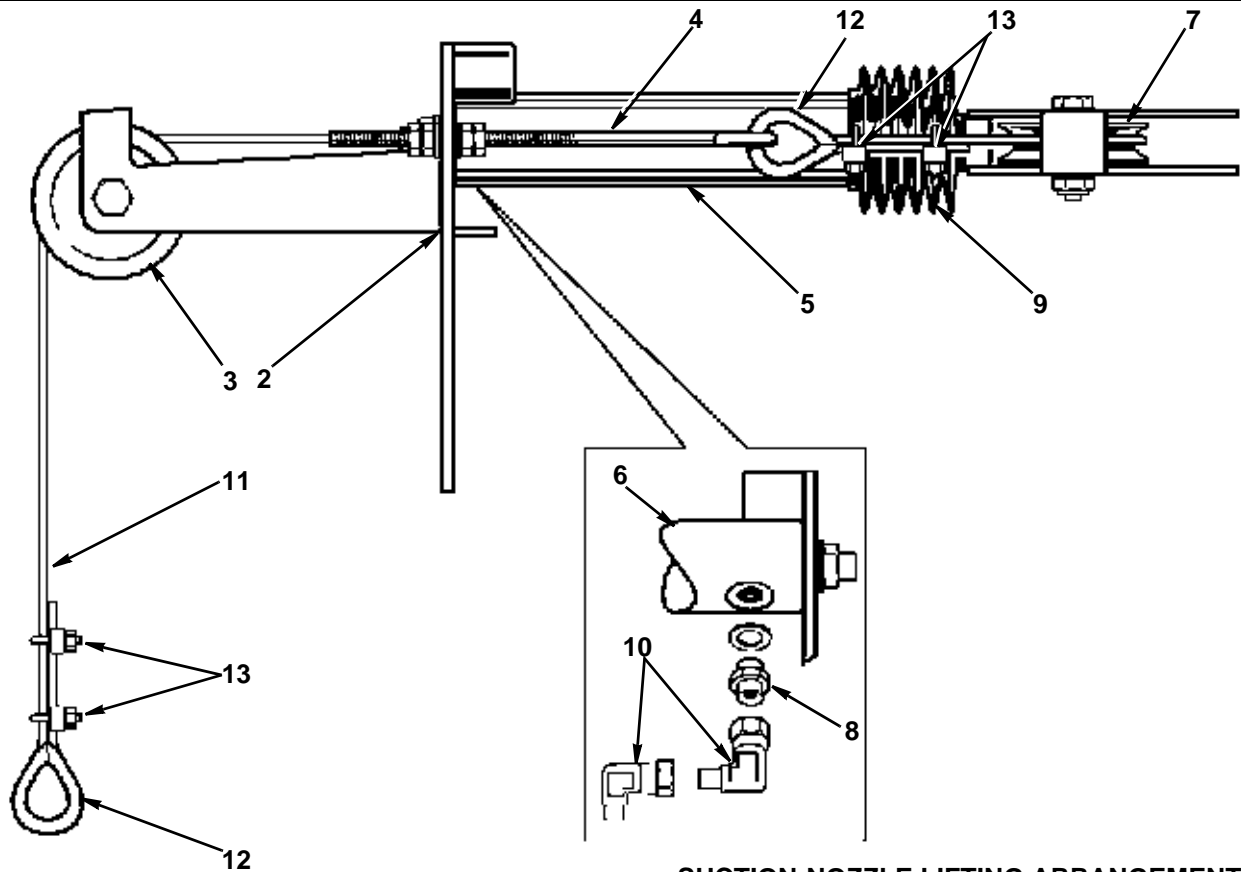
When ordering replacement parts, always give the machine's Serial Number and specify Part Number, Quantity & Description



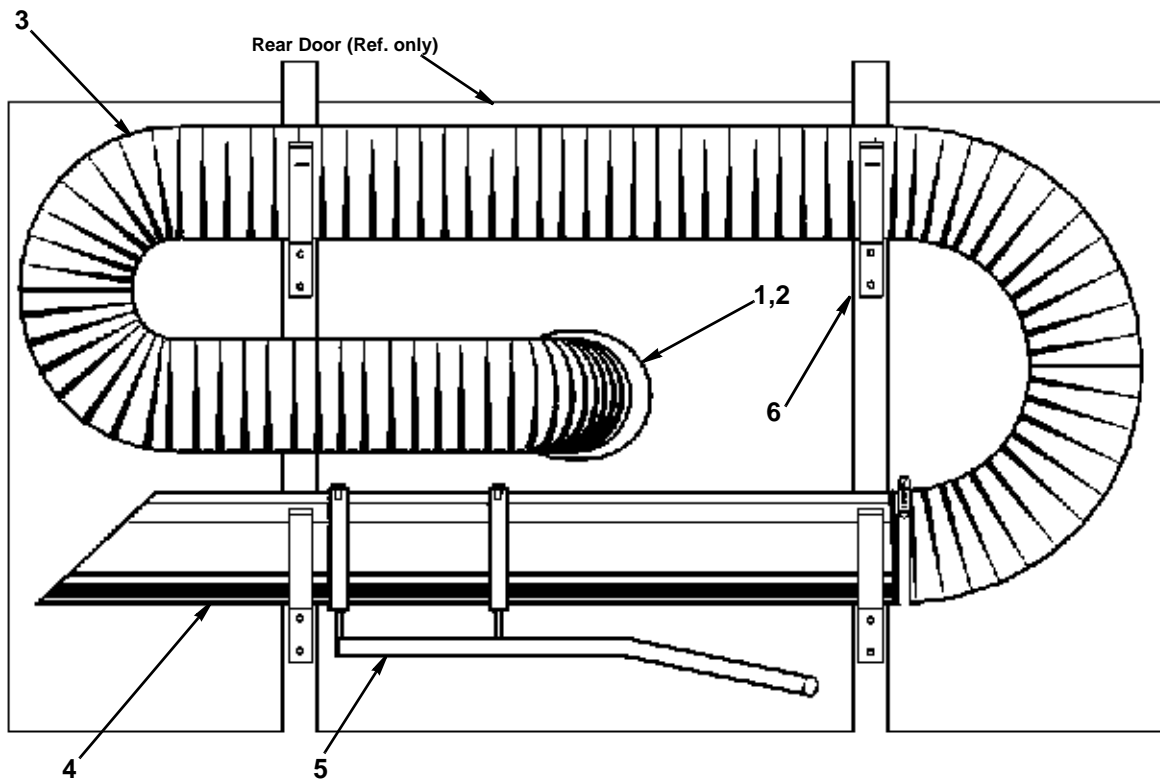
| <i>Item</i> | <i>Part Number</i> | <i>Quantity</i> | <i>Description</i>                            |
|-------------|--------------------|-----------------|---|
|             | <b>018203</b>      | --              | <b>SUCTION NOZZLE LIFTING ARRANGEMENT</b>     |
| 1           | 013440             | 1               | . Ram assembly, suction lift, LH              |
| NI          | 013440             | 1               | . Ram assembly, suction lift, RH              |
| 2           | 013904             | 1               | .. Bracket, pulley, LH                        |
| NI          | 014224             | 1               | .. Bracket, pulley, RH                        |
| NI          | 023844             | 1               | .. Bracket, pulley, LH (Dual Sweep M/cs only) |
|             | 011011             | 4               | ... Bolt, hex hd, M8 x 25 mm long             |
|             | 011073             | 4               | ... Nut, hex, M8, Nyloc                       |
| 3           | 010709             | 1               | ... Pulley (c/w bush) 3" (76.2 mm) Ø          |
|             | 011035             | 1               | .... Bolt, hex hd, M10 x 50 mm long           |
|             | 011075             | 1               | .... Nut, hex, M10, Nyloc                     |
| 4           | 010248             | 1               | ... Tensioner (c/w nuts & washers)            |
| 5           | 027119             | 1               | .. Ram, hydraulic                             |
|             | 011096             | 1               | ... Washer, plain, 12 mm, form C              |
|             | 011077             | 1               | ... Nut, hex, M12, Nyloc                      |
| 6           | 011817             | 1               | ... Ram, hydraulic, single-acting, 280/145    |
| NI          | 011629             | 1               | ... Seal kit, ram                             |
| 7           | 010709             | 1               | ... Pulley (c/w bush) 3" (76.2 mm) Ø          |
|             | 011035             | 1               | .... Bolt, hex hd, M10 x 50 mm long           |
|             | 011075             | 1               | .... Nut, hex, M10, Nyloc                     |
| 8           | 011158             | 1               | .... Adaptor, straight, ¼" BSP                |
|             | 011152             | 1               | .... Seal, Dowty, ¼" BSP                      |
| 9           | 014473             | 1               | .... Bellows                                  |
| 10          | 011171             | 2               | ... Elbow, swivel, ¼" BSP, F/M                |
| 11          | 027154             | 1               | ... Cable, steel with fabric core, 6 mm Ø     |
| 12          | 014108             | 1               | .... Thimble, galvanised, 6 mm                |
| 13          | 014107             | 2               | .... Cable grip, 6 mm                         |

| <i>Item</i> | <i>Part Number</i> | <i>Quantity</i> | <i>Description</i>   |
|-------------|--------------------|-----------------|--|
|             |                    |                 | <b>STANDARD WANDER-HOSE ASSEMBLY</b>                       |
| 1           | 012488             | 1               | . Spigot (mounts to Antiluce fasteners on door/cat-flaps)) |
| 2           | 013537             | 1               | .. Gasket  |
| 3           | 010119             | 3 m             | . Hose, flexible   |
|             | 010519             | 2               | .. Clip, hose, Jubilee                                     |
| 4           | 010587             | 1               | . Pipe, nozzle   |
| 5           | 010321             | 1               | .. Handle, wander hose                                     |
|             | 010509             | 2               | ... Clip, toggle   |
|             | 021841             | 2               | ... Hook, toggle clip                                      |
| 6           | 010245             | 4               | ... Hooks  |

When ordering replacement parts, always give the machine's Serial Number and specify Part Number, Quantity & Description



**SUCTION-NOZZLE LIFTING ARRANGEMENT**



**STANDARD WANDER-HOSE ASSEMBLY**

When ordering replacement parts, always give the machine's Serial Number and specify Part Number, Quantity & Description





**THIS PAGE INTENTIONALLY LEFT BLANK**

When ordering replacement parts, always give the machine's Serial Number and specify Part Number, Quantity & Description

# ILLUSTRATED PARTS CATALOGUE

SCARAB VM MINOR

---

## SECTION G HOPPER & RELATED COMPONENTS

### TABLE OF CONTENTS



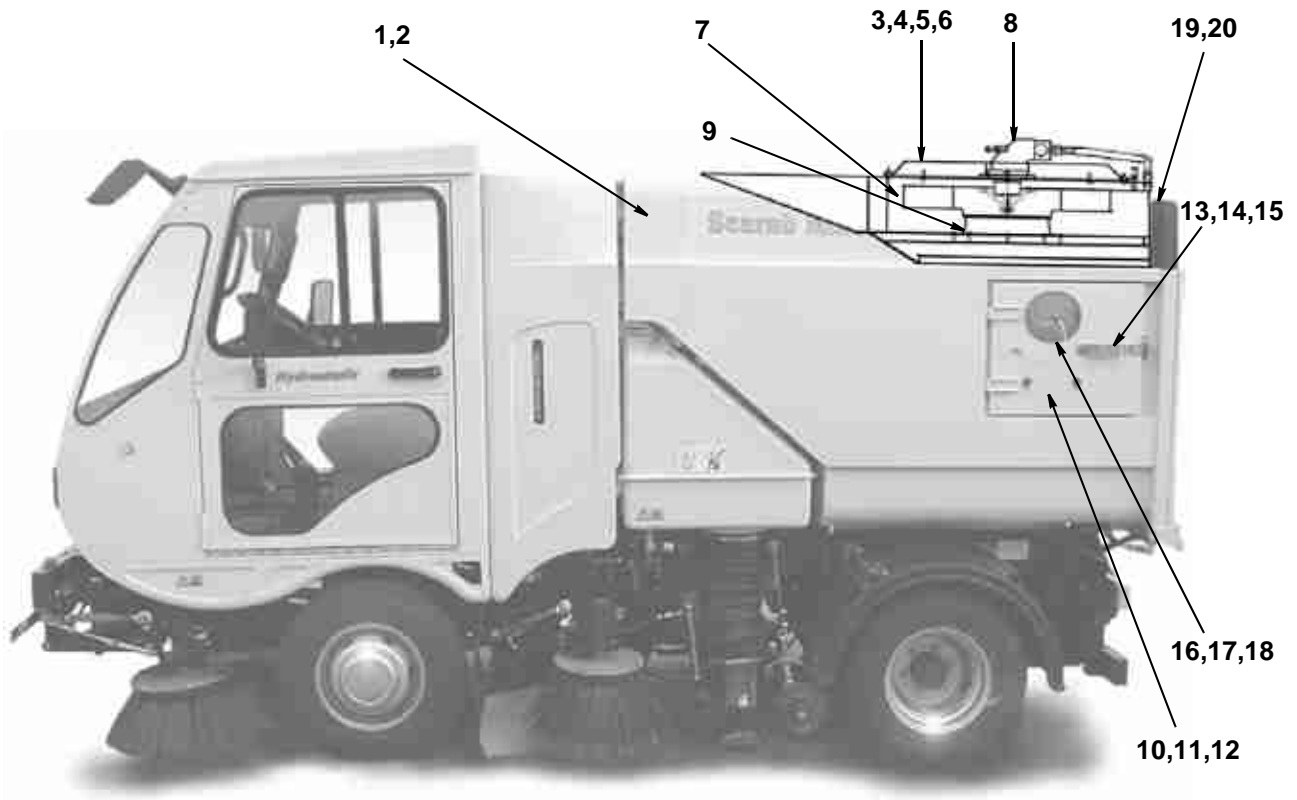
| <b>Assembly/Description</b>                          | <b>Page</b> |
|--|-------------|
| Hopper General Arrangement (Includes Impellor) ..... | 1           |
| Hopper Rear and Rear Door Arrangement. ....          | 3           |
| Internal Hopper Components. ....                     | 5           |
| Fan Assembly. ....                                   | 5           |
| Auto Blanking Assembly. ....                         | 7           |
| Manual Blanking Assembly. ....                       | 7           |
| Wander Hose Manual Blanking. ....                    | 9           |
| Standard Wander-hose Assembly. ....                  | 9           |



| <i>Item</i>   | <i>Part Number</i> | <i>Quantity</i> | <i>Description</i>                                       |
|---|--------------------|-----------------|--|
| <b>HOPPER - GENERAL ARRANGEMENT (includes Impellor)</b> |                    |                 |  |
| 1   | 025415             | 1               | Hopper complete assembly                                 |
| 2   | 025960             | 1               | . Extension Panel LH Shown for RH order 025626           |
| NI  | 027923             | 1               | . COVER PLATE (HOPPER TOP) .....Page G4                  |
| 3   | 025077             | 1               | Fan plate  |
| 4   | 011075             | 8               | . Nut, nyloc M10   |
| 5   | 011424             | 1               | . Washer large M10                                       |
| 6   | 025222             | .9              | . Titanfast DX78   |
| 7   | 025240             | 1               | Impellor   |
| 8   | 025564             | 1               | . ASSEMBLY MOTOR VOAC.....Page G5                        |
| 9   | 024790             | 1               | . Inlet Cone   |
| 10  | 021526             | 1               | Cat flap door LH   |
| 11  | 021525             | 1               | Cat flap door RH   |
| 12  | 013599             | 2               | . Seal, catflap doors                                    |
| 13  | 021523             | 2               | . Handle, catflap  |
| 14  | 031601             | 1               | . Catch bracket (For Cat Flap Locking)                   |
| 15  | 013702             | 2               | . . Antiluce Large (Locking For Cat flap Door)           |
| 16  | 012486             | 2               | . . Cap plate  |
| 17  | 020711             | 2               | . . Leash cable  |
| 18  | 012253             | 8               | . . Antiluce Medium(Cap plate locking clamps 4 Per Door) |
| 19  | 025436             | 1               | Capping LH   |
| 20  | 025437             | 1               | Capping RH   |
| 21  | 013594             | 1               | Seal, front aperture                                     |
| 22  | 011877             | 1               | Hopper Safety Prop                                       |
| 23  | 011787             | 1               | . Prop pocket  |
| 24  | 011577             | 1               | Hopper Lift Ram (Standard)                               |
| NI  | 012203             | 1               | . Seal kit for hopper ram 011577                         |
| 24  | 026720             | 1               | Hopper Lift Ram (Hi Tip 1.3)                             |
| 24  | 026719             | 2               | Hopper Lift Ram (Hi Tip 1.6)                             |
| 25  | 011640             | 1               | Pin Hinge (Hopper Lift)                                  |
| 26  | 011013             | 2               | . Bolt, M8 x 35mm  |
| 27  | 011073             | 2               | . Nut, Hex, M8   |

**NOTE:** FOR REAR DOOR AND REAR COMPONENTS PLEASE SEE SECTION G3

When ordering replacement parts, always give the machine's Serial Number and specify Part Number, Quantity & Description



**HOPPER GENERAL ARRANGEMEN**

When ordering replacement parts, always give the machine's Serial Number and specify Part Number, Quantity & Description

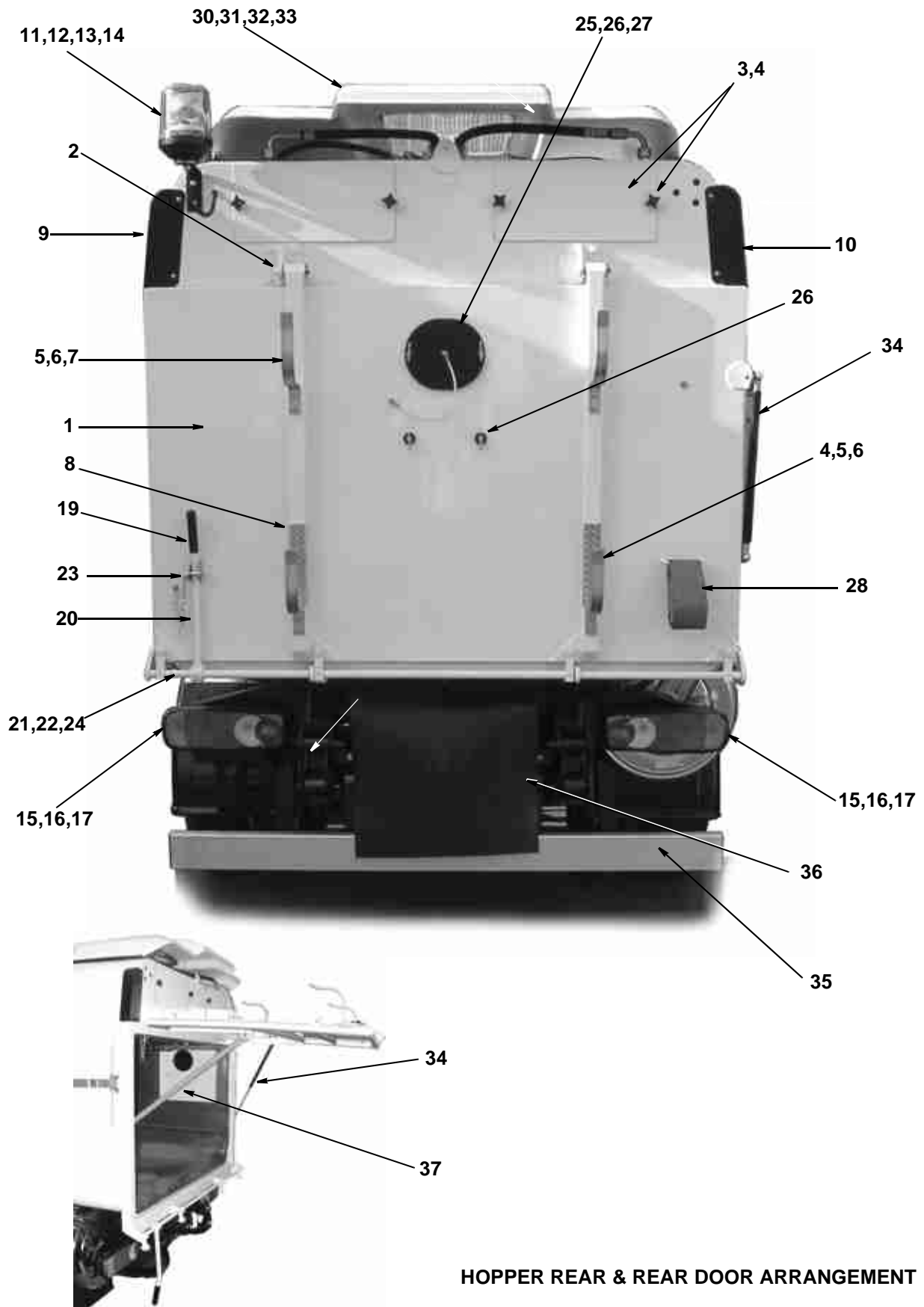


| <i>Item</i>                                    | <i>Part Number</i> | <i>Quantity</i> | <i>Description</i>                                |
|--|--------------------|-----------------|---|
| <b>HOPPER REAR &amp; REAR DOOR ARRANGEMENT</b> |                    |                 |   |
| 1  | 014736             | 1               | Rear Door   |
| 2  | 025262             | 2               | . Hinge   |
| NI   | 010544             | 1               | . . Seal, rear door                               |
| 3  | 027923             | 2               | Cover plate                                       |
| 4  | 000248             | 4               | . Plastic Hand Screw                              |
| NI   | 027924             | 1               | . . Fan Protection Cover                          |
| NI   | 010502             | 1               | . . Pull Handle for cover                         |
| NI   | 000248             | 2               | . . Plastic Hand Screw                            |
| 5  | 010245             | 4               | Hook for wander hose                              |
| 6  | 011017             | 8               | . Hex Bolt, M8 x 60mm                             |
| 7  | 011073             | 8               | . Nut M8  |
| 8  | 032181             | 2               | . . Door Rib Protector                            |
| 9  | 025436             | 1               | Capping LH  |
| 10   | 025437             | 1               | Capping RH  |
| 11   | 010304             | 1               | Beacon  |
| 12   | 010297             | 1               | . Bracket, beacon                                 |
| 13   | 011011             | 2               | . Bolt, Hex hd, M8 x 25mm                         |
| 14   | 011073             | 2               | . Nut, M8   |
| 15   | 030668             | 1               | Rear lamp LH                                      |
| 16   | 030669             | 1               | Rear Lamp RH                                      |
| 17   | 030952             | 2               | . Lens Cover (Spares)                             |
| 18   | ?????              | As Req          | . Bulb (spare) 12v 21w                            |
| 19   | 014995             | 1               | Handle rear door locking                          |
| 20   | 014997             | 1               | . Plastic handle grip                             |
| 21   | 014996             | 1               | . Locking bar                                     |
| 22   | 010077             | 4               | . Locking clamps                                  |
| 23   | 010232             | 1               | . Pin & Chain                                     |
| 24   | 012427             | 5               | . Roll Pin  |
| 25   | 012486             | 1               | Blanking plate rear door                          |
| 26   | 012253             | 4               | . Antiluce clips                                  |
| 27   | 020711             | 1               | . Cable   |
| 28   | 010955             | 1               | Hose, drain                                       |
| 29   | 012927             | 1               | . Jubilee   |
| 30   | 028023             | 1               | Cover, hopper GRP                                 |
| 31   | 013952             | 4.50            | . Seal (Goes between Hopper Cover and Hopper Top) |
| 32   | 025680             | 5               | . Reatining clip                                  |
| 33   | 010509             | 5               | . Fastener with Hinge                             |
| 34   | 020521             | 1               | Gas spring  |
| 35   | 024147             | 1               | Rear Bumper                                       |
| 36   | 031244             | 1               | Rubber Flap (Fuel filler Dual Sweep Machines)     |
| 37   | 020523             | 1               | Prop, rear door                                   |

**NOTE:** For Wander Hose assembly 015033 please turn to Section G9

When ordering replacement parts, always give the machine's Serial Number and specify Part Number, Quantity & Description





**HOPPER REAR & REAR DOOR ARRANGEMENT**


When ordering replacement parts, always give the machine's Serial Number and specify Part Number, Quantity & Description



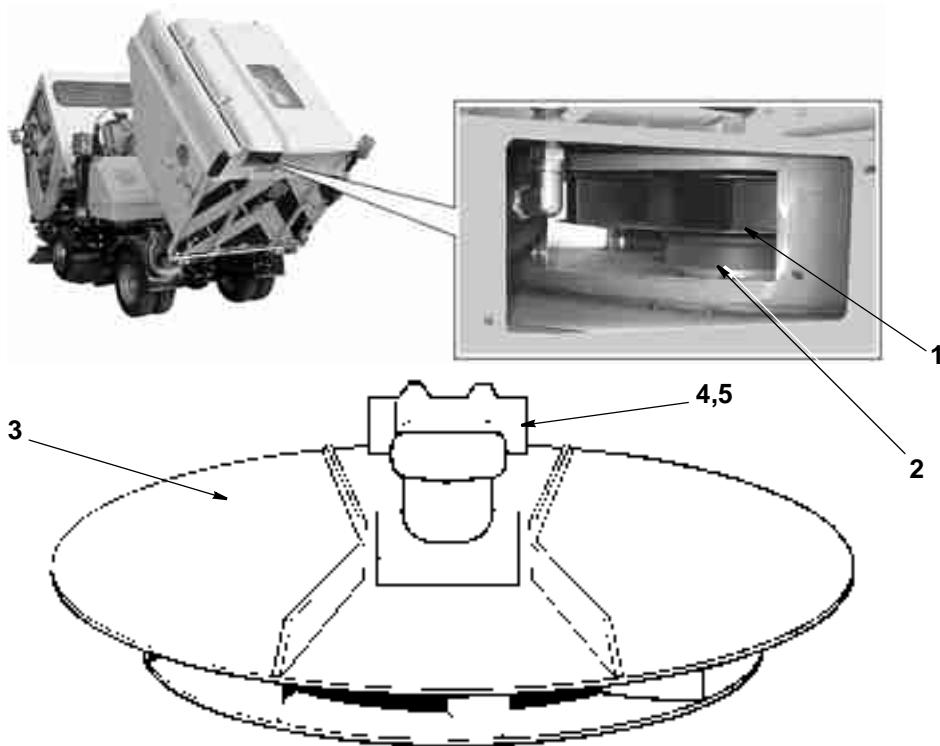
| <i>Item</i>                       | <i>Part Number</i> | <i>Quantity</i> | <i>Description</i>                           |
|-----------------------------------|--------------------|-----------------|--|
| <b>INTERNAL HOPPER COMPONENTS</b> |                    |                 |  |
| 1                                 | 025261             | 1               | Screen                                       |
| 1                                 | 025668             | 1               | Screen, Fine Mesh Type (Dual Sweep machines) |
| 2                                 | 025245             | 3               | . Gudgeon Pin                                |
| 3                                 | 013506             | 3               | . Pin  |
| 4                                 | 013507             | 3               | . Linch Pin                                  |
| NI                                | 027744             | 1               | . Handle, Screen Rear                        |
| 5                                 | 025529             | As Req          | Inlet tube                                   |
| NI                                | 028822             | 1               | Deflector, LH (Single sweep)                 |
| 6                                 | 028823             | 1               | Deflector, RH (Single sweep)                 |
| NI                                | 025533             | 1               | Deflector, L.H (Dual sweep)                  |
| 6                                 | 025534             | 1               | Deflector, R.H (Dual sweep)                  |
| NI                                | 020523             | 1               | PROP, REAR DOOR.....Page G3                  |

| <i>Item</i>         | <i>Part Number</i> | <i>Quantity</i> | <i>Description</i>                    |
|---------------------|--------------------|-----------------|---------------------------------------|
| <b>FAN ASSEMBLY</b> |                    |                 |                                       |
| 1                   | 025240             | 1               | Impellor                              |
| 2                   | 024790             | 1               | Inlet cone                            |
| 3                   | 025077             | 1               | Fan plate                             |
| 4                   | 025564             | 1               | Fan motor assembly                    |
| 5                   | 024641             | 1               | . Motor, Fan                          |
| NI                  | 027237             | 1               | . Seal Kit, for 024641 Voac Fan Motor |
| NI                  | 024791             | 1               | . Washer, voac motor                  |
| NI                  | 011052             | 1               | . Setscrew, Hex hd, M12 x 30 mm long  |
| NI                  | 025390             | 1               | . Valve block, voac motor             |
| NI                  | 002101             | 1               | . . O Ring, (base of Voac Motor)      |
| NI                  | 011156             | 1               | . . Seal, dowty (For Plug)            |
| NI                  | 000048             | 8               | . Cap screw, Skt hd, M10 x 80 mm long |
| NI                  | 011095             | 8               | . Washer, spring, M10                 |
| NI                  | 011155             | 2               | . Seal, dowty, 3/4" BSP               |
| NI                  | 011247             | 1               | . Seal, dowty, M18                    |
| NI                  | 011248             | 1               | . Adaptor, M18 x 3/8" BSP             |
| NI                  | 011172             | 1               | . Elbow, swivel, 3/8" BSP             |
| NI                  | 010921             | 1               | . Hose stem 3/8 x 3/8" BSP            |
| NI                  | 010928             | 1               | . Nut, brass 3/8" BSP                 |
| NI                  | 011161             | 2               | . Adaptor, 3/4" BSP                   |
| NI                  | 002076             | 1               | . Plug M12 x 1"                       |
| NI                  | 025184             | 1               | Speed Sensor Lead                     |
| NI                  | 014157             | 1               | Hose 5/8" x 4350mm - Fan Return       |
| NI                  | 001070             | 1               | Hose 5/8" x 2230mm - Fan Feed         |
| NI                  | 013514             | 1               | FAN SCRAPER.....Page E5               |

When ordering replacement parts, always give the machine's Serial Number and specify Part Number, Quantity & Description



**INTERNAL HOPPER COMPONENTS**



**SUCTION FAN ASSEMBLY**

When ordering replacement parts, always give the machine's Serial Number and specify Part Number, Quantity & Description

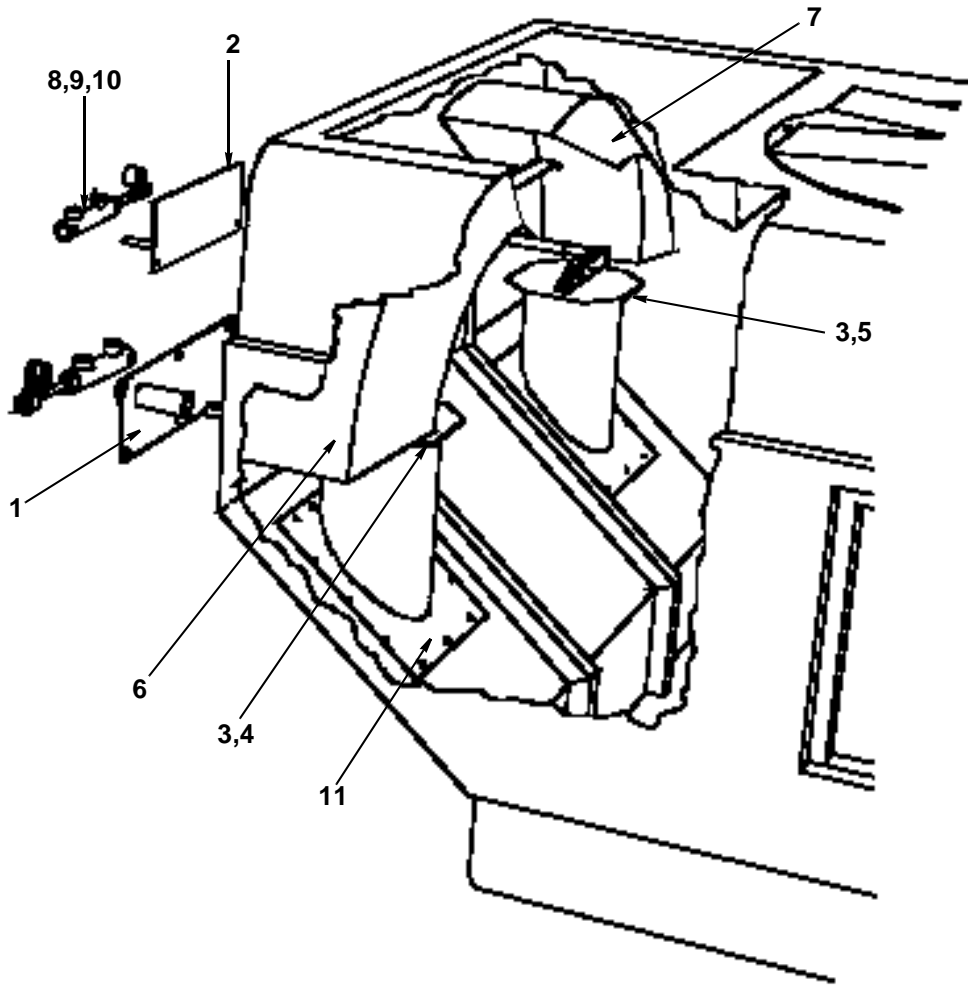


| <i>Item</i>                        | <i>Part Number</i> | <i>Quantity</i> | <i>Description</i>                |
|------------------------------------|--------------------|-----------------|-----------------------------------|
| <b>AUTO BLANKING MAIN ASSEMBLY</b> |                    |                 |                                   |
| 1                                  | 025531             | 1               | Mounting plate, L.H               |
| 2                                  | 025532             | 1               | Mounting plate, R.H               |
| NI                                 | 011011             | 12              | . Screw, Hex hd, M8 x 25 mm long  |
| NI                                 | 011072             | 12              | . Nut, M8                         |
| NI                                 | 011092             | 24              | . Washer, M8                      |
| NI                                 | 010903             | 4               | . Grease nipple 1/8" BSP          |
| NI                                 | 013488             | 4               | . Bush                            |
| 3                                  | 025530             | 2               | Flap                              |
| 4                                  | 025526             | 1               | Flap arm, L.H                     |
| 5                                  | 025527             | 1               | Flap arm, R.H                     |
| 6                                  | 028822             | 1               | Deflector, L.H                    |
| 7                                  | 028823             | 1               | Deflector, R.H                    |
| NI                                 | 011051             | 8               | . Screw, Hex hd, M12 x 25 mm long |
| NI                                 | 011076             | 8               | . Nut, M12                        |
| NI                                 | 011096             | 16              | . Washer, M12                     |
| 8                                  | 022350             | 2               | Ram                               |
| NI                                 | 011122             | 2               | . Split pin                       |
| NI                                 | 011135             | 2               | . Washer, M16                     |
| 9                                  | 014469             | 2               | . Clevis M12                      |
| 10                                 | 025528             | 2               | Lever                             |
| NI                                 | 000211             | 2               | . Nut M12 x 1.25                  |
| NI                                 | 011031             | 2               | . Screw, Hex hd, M10 x 25 mm long |
| NI                                 | 010991             | 2               | Hose, 1/4" x 550Lg                |
| NI                                 | 010981             | 2               | Hose, 1/4" x 711Lg                |
| 11                                 | 025529             | 2               | Inlet tube                        |

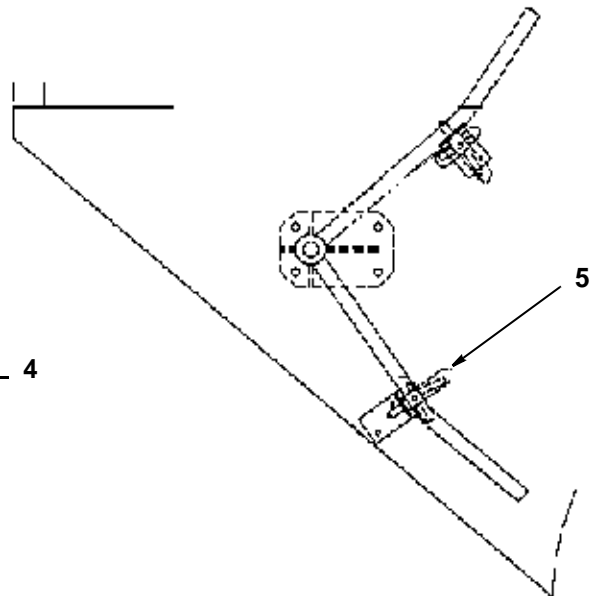
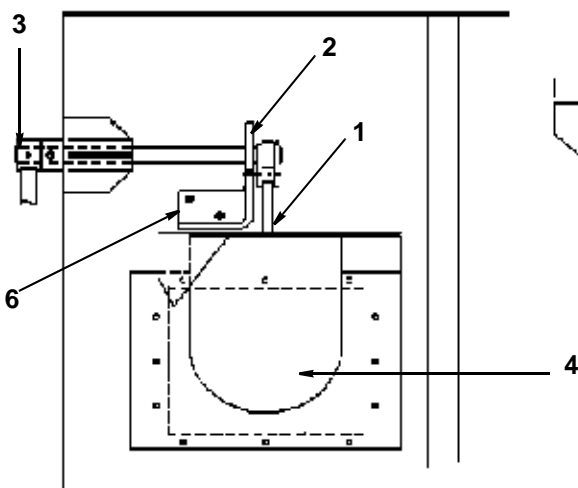
**NOTE:** FOR CONTROL VALVE ASSEMBLY PLEASE SEE L11

| <i>Item</i>                     | <i>Part Number</i> | <i>Quantity</i> | <i>Description</i> |
|---------------------------------|--------------------|-----------------|--------------------|
| <b>SK0299</b>                   |                    |                 |                    |
| <b>MANUAL BLANKING ASSEMBLY</b> |                    |                 |                    |
| 1                               | 023430             | 1               | Flap               |
| 2                               | 023439             | 1               | Arm                |
| 3                               | 013662             | 1               | Bush               |
| 4                               | 023440             | 1               | Inlet Tube         |
| 5                               | 013702             | 1               | Antiluce           |
| 6                               | 023054             | 1               | Bearing            |
| 7                               | 024048             | 1               | Deflector          |

When ordering replacement parts, always give the machine's Serial Number and specify Part Number, Quantity & Description



**AUTO BLANKING ASSEMBLY**



**MANUAL BLANKING ASSEMBLY**

When ordering replacement parts, always give the machine's Serial Number and specify Part Number, Quantity & Description

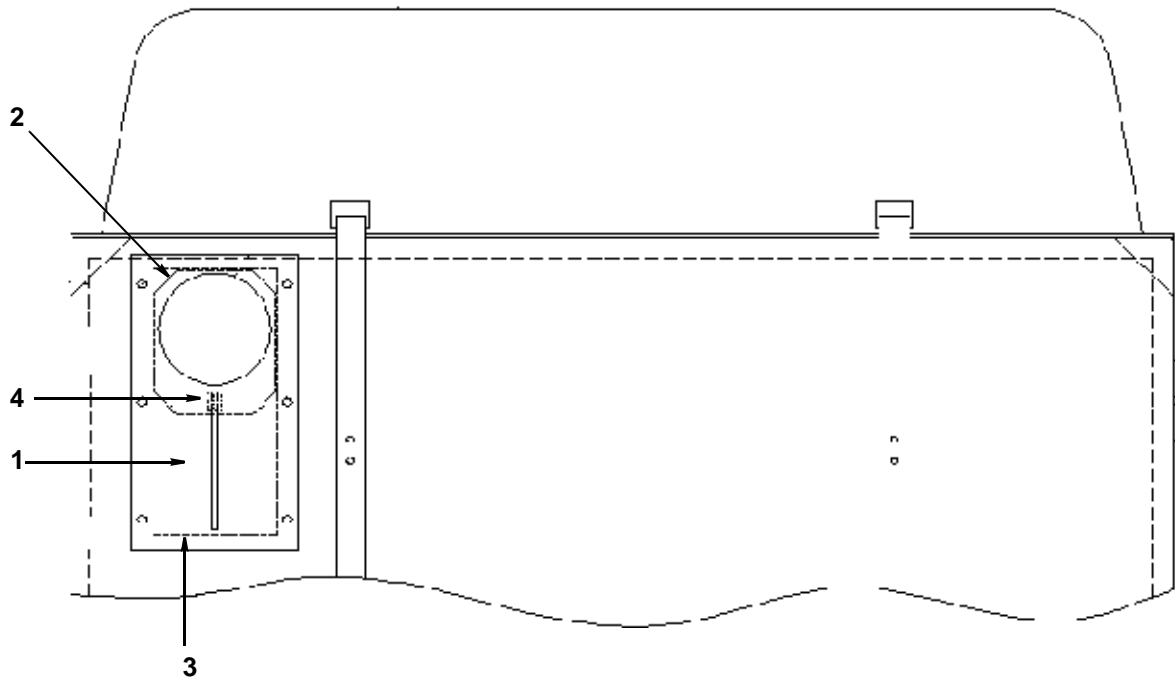




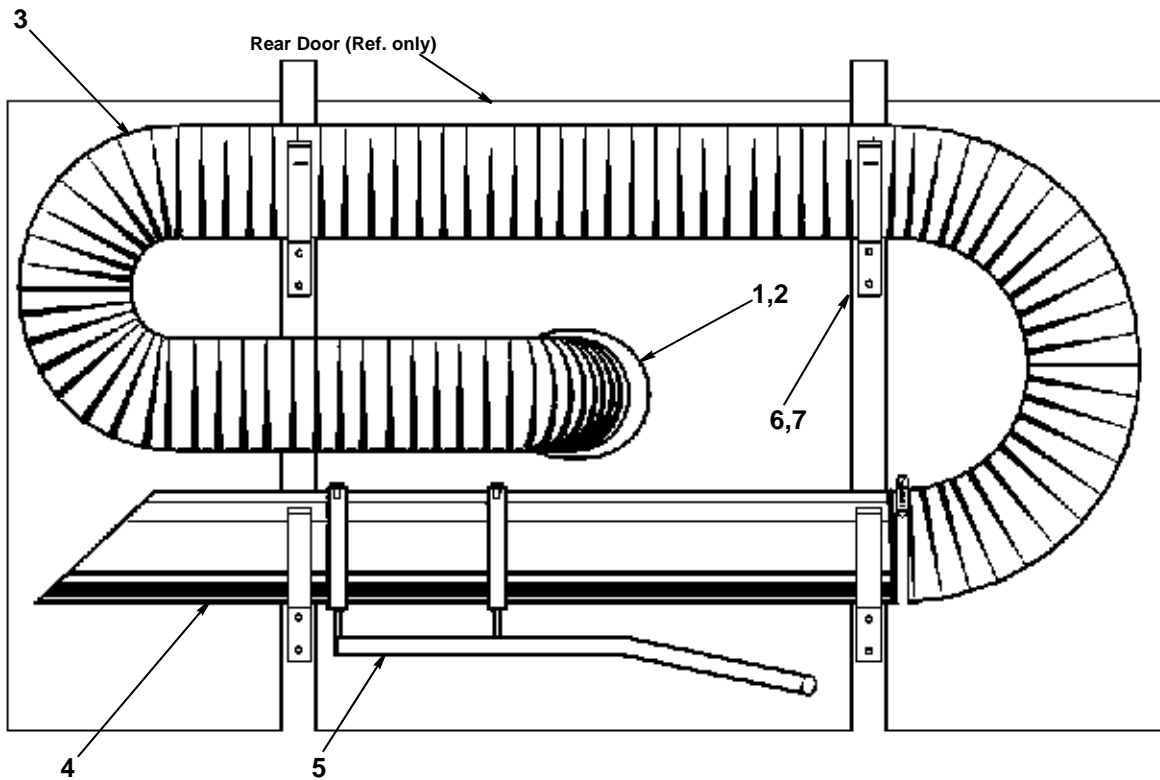
| <i>Item</i>                                 | <i>Part Number</i> | <i>Quantity</i> | <i>Description</i>  |
|---|--------------------|-----------------|---------------------|
| <b>WANDER HOSE MANUAL BLANKING ASSEMBLY</b> |                    |                 |                     |
| 1   | 026819             | 1               | Spigot, wander hose |
| 2   | 026818             | 1               | Blanking flap       |
| 3   | 026817             | 2               | Gasket Spacer strip |
| 4   | 013507             | 1               | Pin & Chain         |

| <i>Item</i>                          | <i>Part Number</i> | <i>Quantity</i> | <i>Description</i>   |
|--------------------------------------|--------------------|-----------------|--|
| <b>STANDARD WANDER-HOSE ASSEMBLY</b> |                    |                 |  |
| 1                                    | 012488             | 1               | . Spigot (mounts to Antiluce fasteners on door/cat-flaps)) |
| 2                                    | 013537             | 1               | . . Gasket   |
| 3                                    | 010119             | 3 m             | . Hose, flexible   |
|                                      | 010519             | 2               | . . Clip, hose, Jubilee                                    |
| 4                                    | 010587             | 1               | . Pipe, nozzle   |
| 5                                    | 010321             | 1               | . . Handle, wander hose                                    |
|                                      | 010509             | 2               | . . . Cip, toggle  |
|                                      | 021841             | 2               | . . . Hook, toggle clip                                    |
| 6                                    | 010245             | 4               | . . . Hooks  |
|                                      | 011017             | 8               | . Hex Bolt, M8 x 60mm                                      |
| 7                                    | 032181             | 4               | . . . . Door Rib Protector                                 |

When ordering replacement parts, always give the machine's Serial Number and specify Part Number, Quantity & Description



**WANDER HOSE MANUAL BLANKING ASSEMBLY**



**STANDARD WANDER-HOSE ASSEMBLY**



When ordering replacement parts, always give the machine's Serial Number and specify Part Number, Quantity & Description



**THIS PAGE INTENTIONALLY LEFT BLANK**

When ordering replacement parts, always give the machine's Serial Number and specify Part Number, Quantity & Description



# ILLUSTRATED PARTS CATALOGUE

SCARAB VM MINOR

---

## SECTION H WASHING & DUST SUPPRESSION SYSTEM




### Table of Contents

| <b>Assembly/Description</b>                             | <b>Page</b> |
|---|-------------|
| Water Tank Arrangement . . . . .                        | 1           |
| Electric Water Pump Assembly(Low Pressure). . . . .     | 3           |
| Water Valves . . . . .                                  | 3           |
| Water Filter Assembly (Low Pressure) . . . . .          | 5           |
| Low Pressure Spray Bar. . . . .                         | 5           |
| Jets - Low Pressure Front/Side Brush . . . . .          | 7           |
| Jets - Fixed Low Pressure . . . . .                     | 7           |
| High-pressure Water Pump Components . . . . .           | 9           |
| High-pressure Water Pump Assembly. . . . .              | 11          |
| Water Filter Assembly (High Pressure). . . . .          | 13          |
| High-pressure Spray System Layout . . . . .             | 13          |
| High Pressure Spray Bar Assembly. . . . .               | 15          |
| Adjustable Spray Bar Mount . . . . .                    | 15          |
| Hose Reel Component Parts . . . . .                     | 17          |
| Hose Reel Assembly Showing Detergent Assembly . . . . . | 17          |



| <i>item</i>                   | <i>Part Number</i> | <i>Quantity</i> | <i>Description</i>   |
|-------------------------------|--------------------|-----------------|--|
| <b>WATER TANK ARRANGEMENT</b> |                    |                 |  |
| 1                             | 014678             | 1               | . Water tank   |
| 2                             | 014040             | 1               | .. Filler assembly   |
|                               | 011001             | 4               | ... Bolt, hex hd, M6 x 16 mm                                     |
|                               | 011090             | 4               | ... Washer 6 mm  |
| 3                             | 013661             | 1               | ... Cap, filler  |
| NI                            | 020896             | 1               | .. Disc, rubber (located centrally on top face of tank)          |
|                               | 011115             | 4               | ... Screw, Posidrive hd, self-tapping, No. 10 x 1/2" long        |
| 4                             | 014278             | 1               | . Bracket, mounting, base, left hand                             |
|                               | 011010             | 3               | .. Bolt, hex hd, M8 x 20 mm                                      |
|                               | 011073             | 3               | .. Nut M8  |
|                               | 011092             | 3               | .. Washer 8 mm   |
| 5                             | 014279             | 1               | . Bracket, mounting, base, right hand                            |
|                               | 011010             | 3               | .. Bolt, hex hd, M8 x 20 mm                                      |
|                               | 011073             | 3               | .. Nut M8  |
|                               | 011092             | 3               | .. Washer 8 mm   |
| 6                             | 013462             | 2               | . Bracket, mounting, rubber buffer                               |
|                               | 011051             | 4               | .. Bolt, hex hd, M12 x 25 mm                                     |
|                               | 011077             | 4               | .. Nut M12   |
| 7                             | 014693             | 2               | . Buffer, rubber   |
|                               | 011034             | 2               | .. Bolt, hex hd, M10 x 40 mm                                     |
|                               | 011075             | 2               | .. Nut M10   |
|                               | 011094             | 2               | .. Washer 10 mm  |
| 8                             | 014303             | 1               | . Suction tube   |
|                               | 011032             | 8               | .. Bolt, hex hd, M10 x 30 mm long                                |
|                               | 011075             | 8               | .. Nut M10   |
|                               | 011094             | 8               | .. Washer 10 mm  |
| 9                             | 023154             | 1               | .. Suction hose  |
|                               | 010519             | 2               | ... Jubilee clip No. 7   |
| 10                            | 010951             | 0.50 m          | .. Hose, 3/8" Clear  |
|                               | 010964             | 2               | ... O-Clips 9/16"  |
| 11                            | 010912             | 2               | ... Elbow, galvanised, 1/4" BSP                                  |
| 12                            | 010922             | 2               | ... Hose tail, 1/4" BSP x 3/8"                                   |
| 13                            | 030597             | 1               | .. FILTER ASSEMBLY, WATER....Page H5 (For High Pressure See H13) |
| NI                            | 021223             | 1               | ... Gauze, water Filter  |
| NI                            | 021222             | 1               | ... Cap, water Filter  |
| NI                            | 021221             | 1               | ... O-Ring, water Filter   |
| 14                            | 011174             | 1               | ... Elbow, swivel 3/4" BSP                                       |
| 15                            | 010931             | 1               | ... Hose tail, 3/4" BSP x 1"                                     |
| 16                            | 010959             | 1.50 m          | ... Hose 1"  |
|                               | 012927             | 1               | ... Jubilee clip No. 2   |
| 17                            | 011234             | 1               | .. Hose elbow 1/2" BSP x 5/8"                                    |
| 18                            | 011268             | 1               | ... Adaptor, bulkhead 1/2" BSP                                   |
|                               | 011000             | 1               | ... Hose 5/8"  |
|                               | 010517             | 1               | ... Jubilee clip No. 0X  |
| NI                            | 023134             | 1               | .. Alarm, low level water  |
| NI                            | 021804             | 1               | ... Switch, float  |
|                               | 010934             | 1               | .. Socket, galvanised, 3/4" BSP                                  |
| NI                            | 011244             | 1               | ... Plug 3/4" BSP  |
| NI                            | 011241             | 1               | .. Plug 1/4" BSP   |
| NI                            | 014272             | 2               | Base clamp   |
| NI                            | 014273             | 2               | Nozzle clamp   |
| 19                            | 011195             | 2               | Adaptor, bulkhead 3/4" BSP                                       |
| 20                            | 011766             | 1               | SUCTION COVER.....Page C7  |

When ordering replacement parts, always give the machine's Serial Number and specify Part Number, Quantity & Description



WATER TANK ARRANGEMENT

When ordering replacement parts, always give the machine's Serial Number and specify Part Number, Quantity & Description




| <i>Item</i>                                     | <i>Part Number</i> | <i>Quantity</i> | <i>Description</i>                 |
|---|--------------------|-----------------|------------------------------------|
| <b>WATER PUMP LOW PRESSURE ASSEMBLY 12 Volt</b> |                    |                 |                                    |
| 1   | 026866             | 1               | Electric water pump 12 Volt        |
| 2   | 026723             | 1               | Elbow, delivery                    |
| 3   | 026724             | 1               | Elbow, suction                     |
| 4   | 028176             | 1               | Flange, blanking                   |
| NI  | 026867             | 1               | Label                              |
| NI  | 027023             | 1               | Electrical connector, 2 Way (Male) |
| NI  | 026891             | 1               | Diaphragm kit                      |
| NI  | 026892             | 1               | Valve kit                          |
| 5   | 031510             | 1               | Plastic Tee Piece                  |


| <i>Item</i>                            | <i>Part Number</i> | <i>Quantity</i> | <i>Description</i>                      |
|--|--------------------|-----------------|---|
| <b>031940 WATER VALVES ARRANGEMENT</b> |                    |                 |   |
| 1                                      | 030741             | 1               | Pressure Regulating Valve               |
| 2                                      | 010914             | 1               | Reduction Bush 1/2" x 3/8" , galvanised |
| 3                                      | 010943             | 1               | Nipple 3/8"                             |
| 4                                      | 010941             | 1               | Tee 3/8" galvanised                     |
| 5                                      | 011172             | 1               | Elbow FF 3/8"                           |
| 6                                      | 026869             | 1               | Hosetail 3/8" x 1/2"                    |
| 7                                      | 011159             | 2               | Adapter 3/8"                            |
| 8                                      | 011153             | 2               | Dowty seal 3/8"                         |
| 9                                      | 011242             | 1               | Plug 3/8"                               |
| 10                                     | 025181             | 1               | 1/2" BSP to 3/4" hosetail               |
| 11                                     | 031705             | 1               | Water valve assembly (4 Way)            |
| 12                                     | 030739             | *               | Solenoid water valve 12v                |
| 13                                     | 024646             | *               | Elbow, 6 mm x 1/4"                      |
| 14                                     | 030873             | *               | O ring seal                             |
| 15                                     | 030745             | *               | Banjo bolt                              |
| 16                                     | 030742             | *               | Coil 12v                                |
| 17                                     | 030744             | *               | Repair kit                              |
| 18                                     | 030736             | *               | 3 Way Manifold                          |
| 18                                     | 030737             | *               | 4 Way Manifold                          |
| 18                                     | 030738             | *               | 5 Way Manifold                          |

\* As Required. (Dependent on manifold)

When ordering replacement parts, always give the machine's Serial Number and specify Part Number, Quantity & Description



**ELECTRIC LOW PRESSURE WATER PUMP**



**WATER SOLENOID VALVE ARRANGEMENT**  
3 Way shown



When ordering replacement parts, always give the machine's Serial Number and specify Part Number, Quantity & Description




---


| <i>Item</i> | <i>Part Number</i> | <i>Quantity</i> | <i>Description</i>                          |
|-------------|--------------------|-----------------|---|
|             | <b>030597</b>      |                 | <b>WATER FILTER ASSEMBLY - LOW PRESSURE</b> |
| 1           | 010121             | 1               | Filter                                      |
| 2           | 025181             | 1               | 1/2" BSP to 3/4" Hosetail                   |
| 3           | 010962             | 1               | Reducing Bush 3/4" to 1/2" BSP              |
| 4           | 011174             | 1               | Swivel Elbow 3/4" BS                        |

| <i>Item</i> | <i>Part Number</i> | <i>Quantity</i> | <i>Description</i>                     |
|-------------|--------------------|-----------------|--|
|             | <b>030203</b>      |                 | <b>LOW PRESSURE SPRAY BAR ASSEMBLY</b> |
| 1           | 030203             | 1               | Spray bar, plastic                     |
| 2           | 030637             | 3               | . Jet, plastic                         |
| 3           | 030633             | 3               | . Filter                               |
| 4           | 031418             | 3               | . Nozzle holder                        |
| 5           | 030635             | 3               | . Jet Cap                              |
| 6           | 030636             | 3               | . Washer, rubber                       |
| 7           | 031417             | 3               | Clamp                                  |
| 8           | 031339             | 1               | Hosetail                               |
| 9           | 031338             | 2               | Clamp                                  |

When ordering replacement parts, always give the machine's Serial Number and specify Part Number, Quantity & Description



**WATER FILTER ASSEMBLY**



**LOW PRESSURE WATER SPRAY BAR ASSY**

When ordering replacement parts, always give the machine's Serial Number and specify Part Number, Quantity & Description

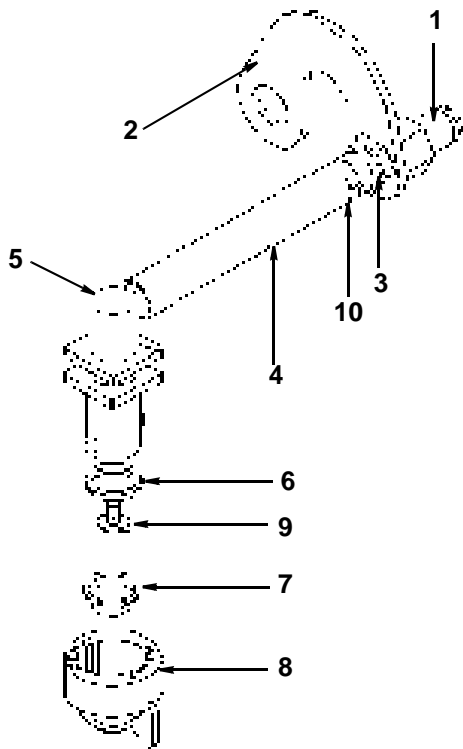


| <i>Item</i> | <i>Part Number</i>   | <i>Quantity</i> | <i>Description</i>   |
|-------------|----------------------|-----------------|--|
|             | <b>030664/030665</b> |                 | <b>WATER SPRAY JET LOW PRESSURE - FRONT &amp; SIDE BRUSH</b> |
| 1           | 031995               | 1               | . Straight Female Adaptor 6 mm X 1                           |
| 2           | 030661               | 1               | . Nozzle Mount - <b>Side Brush Only</b>                      |
| 3           | 010922               | 1               | . Hose Tail 1/4BSP X 3/8"                                    |
| 4           | 030663               | 1               | . Hose 3/8" X 120 mm LG                                      |
| 5           | 030747               | 1               | . Elbow, Nozzle (Lurmark)                                    |
| 6           | 030636               | 1               | . Washer Rubber  |
| 7           | 030748               | 1               | . Spray Jet (Lurmark)  |
| 8           | 030746               | 1               | . Nozzle Cap (Lurmark)                                       |
| 9           | 030633               | 1               | . Filter   |
| 10          | 031072               | 1               | . O Clip 15/18   |

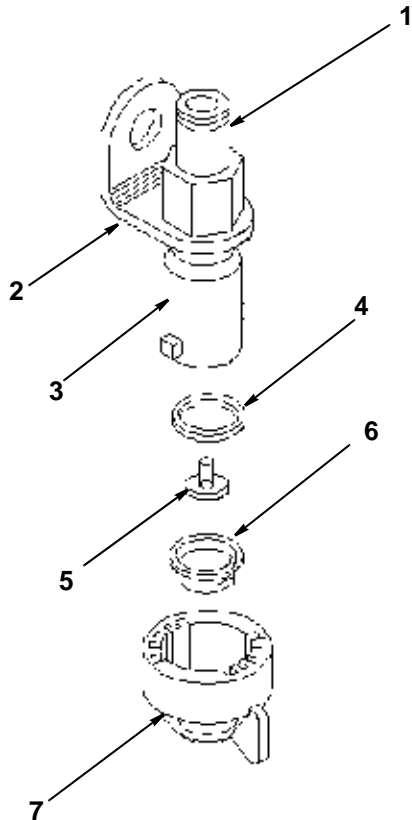
| <i>Item</i> | <i>Part Number</i> | <i>Quantity</i> | <i>Description</i>                               |
|-------------|--------------------|-----------------|--|
|             | <b>030770</b>      |                 | <b>WATER SPRAY JET LOW PRESSURE - FIXED TYPE</b> |
| 1           | 031995             | 1               | Straight Female adaptor 6 mm X 1                 |
| 2           | 030892             | 1               | Bracket, Spray Nozzle (Fixed)                    |
| 3           | 030769             | 1               | Nozzle Body Straight(Lurmark)                    |
| 4           | 030636             | 1               | Washer Rubber                                    |
| 5           | 030633             | 1               | Filter   |
| 6           | 030748             | 1               | Spray Jet (Lurmark)                              |
| 7           | 030746             | 1               | Nozzle Cap(Lurmark)                              |

When ordering replacement parts, always give the machine's Serial Number and specify Part Number, Quantity & Description





**FRONT / SIDE BRUSH SPRAY JET**



**WATER SPRAY JET - FIXED TYPE**

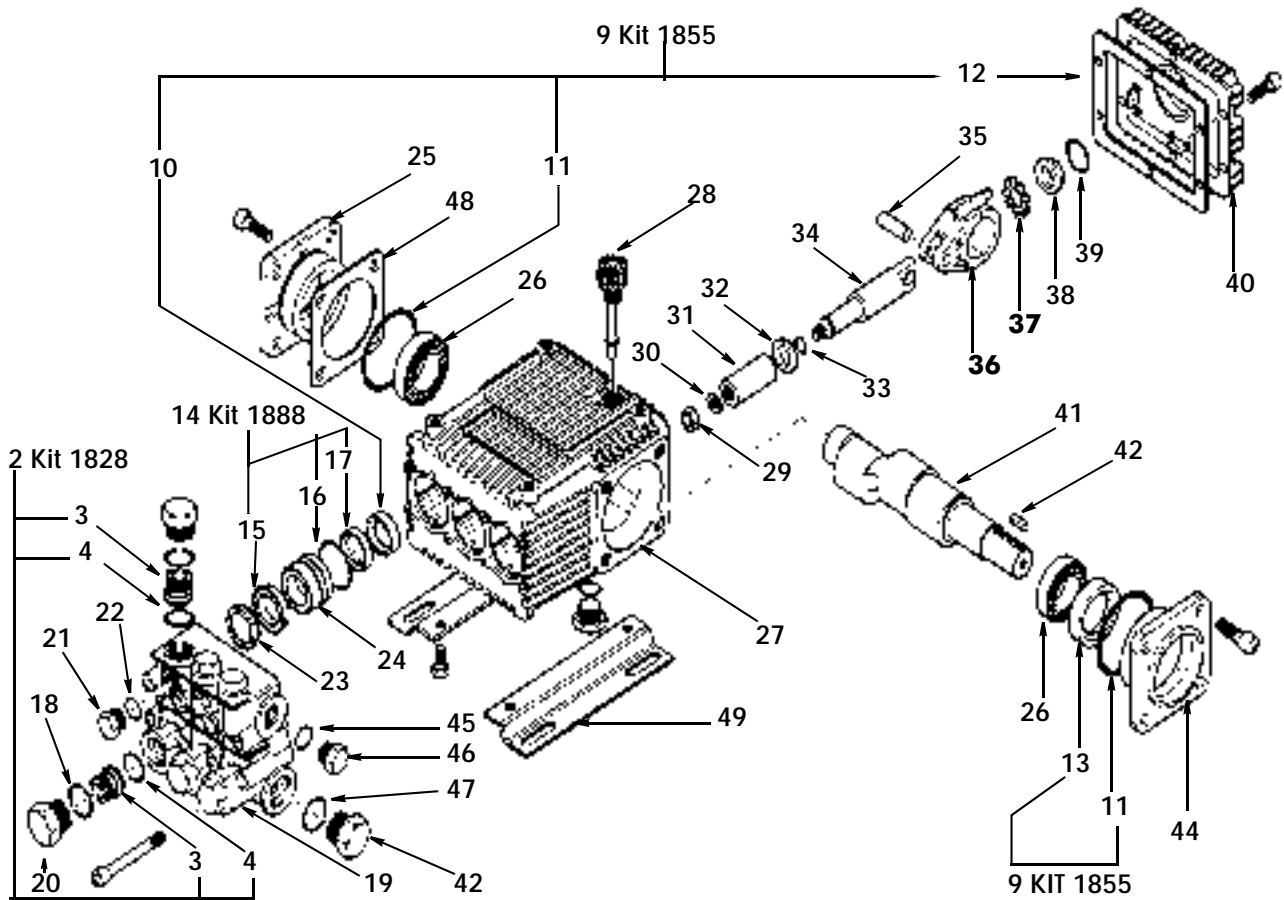


When ordering replacement parts, always give the machine's Serial Number and specify Part Number, Quantity & Description



| Item  | Part Number | Quantity | Description                                      |
|---|-------------|----------|--|
| <b>HIGH PRESSURE PUMP 21 LITRE - COMPONENTS</b> |             |          |  |
| 1   | 014867      | 1        | Pump 21 litre H.P                                |
| 1   | 014867SE    | 1        | Pump 21 litre H.P (Service Exchange Unit)        |
| 2   | 013554      | 1        | <b>Poppet Valve Kit 1828</b> (see list below)    |
| 3   | N/A         | 6        | .. Valve (complete), kit 1828                    |
| 4   | N/A         | 6        | .. O-Ring, kit 1828                              |
| 5   | N/A         | 6        | .. Valve Seat, kit 1828                          |
| 6   | N/A         | 6        | .. Valve, kit 1828                               |
| 7   | N/A         | 6        | .. Valve Spring, kit 1828                        |
| 8   | N/A         | 6        | .. Valve Cage, kit 1828                          |
| 9   | 014462      | 1        | <b>Water Valve Kit 1855</b> (see list below)     |
| 10  | N/A         | 3        | .. Oil Seal, kit 1855                            |
| 11  | N/A         | 2        | .. O-Ring, kit 1855                              |
| 12  | N/A         | 1        | .. Cap Seal, kit 1855                            |
| 13  | N/A         | 1        | .. Oil Seal, kit 1855                            |
| 14  | 021237      | 1        | <b>Water Seal Kit 1888</b> (see list below)      |
| 15  | N/A         | 3        | .. Piston Seal, kit 1888                         |
| 16  | N/A         | 3        | .. O-Ring, kit 1888                              |
| 17  | N/A         | 3        | .. Gasket, kit 1888                              |
| 18  | 021236      | 6        | O-Ring   |
| 19  | 021238      | 1        | Head   |
| 20  | 021268      | 6        | Valve Plug                                       |
| 21  | 021239      | 2        | Plug 1/4"  |
| 22  | 021240      | 2        | O-Ring   |
| 23  | 021241      | 3        | Bearing Gasket 22 dia                            |
| 24  | 021242      | 3        | Piston Guide Bush                                |
| 25  | 021243      | 1        | Closed Bearing Support                           |
| 26  | 028705      | 2        | Bearing <b>(RK BODY TYPE) - (XR TYPE 021244)</b> |
| 27  | 021245      | 1        | Pump Body (RK TYPE) C/W End Cap and 'O' Ring     |
| 28  | 021246      | 1        | Oil Filler Plug                                  |
| 29  | 021247      | 3        | Piston Seal Nut                                  |
| 30  | 021248      | 3        | Washer   |
| 31  | 021249      | 3        | Piston, 22 dia                                   |
| 32  | 021250      | 3        | Separation Disc                                  |
| 33  | 021251      | 3        | O-Ring   |
| 34  | 021252      | 3        | Drive Piston                                     |
| 35  | 021253      | 3        | Pin  |
| 36  | 021254      | 3        | Connecting Rod (XR BODY TYPE)                    |
| 37  | 021255      | 1        | Circlip  |
| 38  | 021256      | 1        | Oil Level plug                                   |
| 39  | 021257      | 1        | O-Ring   |
| 40  | 021258      | 1        | Rear Cap   |
| 41  | 021259      | 1        | Eccentric Shaft (XR BODY TYPE)                   |
| 42  | 021260      | 1        | Key  |
| 43  | 021261      | 1        | Plug   |
| 44  | 021262      | 1        | Open Bearing Support                             |
| 45  | 021263      | 2        | O-Ring   |
| 46  | 021264      | 1        | Plug   |
| 47  | 021265      | 1        | O-Ring   |
| 48  | 021266      | 1        | Lining 0.1                                       |
| 48  | 021267      | 1        | Lining 0.2                                       |
| 49  | 014448      | 2        | Mounting Bracket                                 |

When ordering replacement parts, always give the machine's Serial Number and specify Part Number, Quantity & Description



**21 LITRE HIGH PRESSURE PUMP ('XR' STYLE SHOWN)**



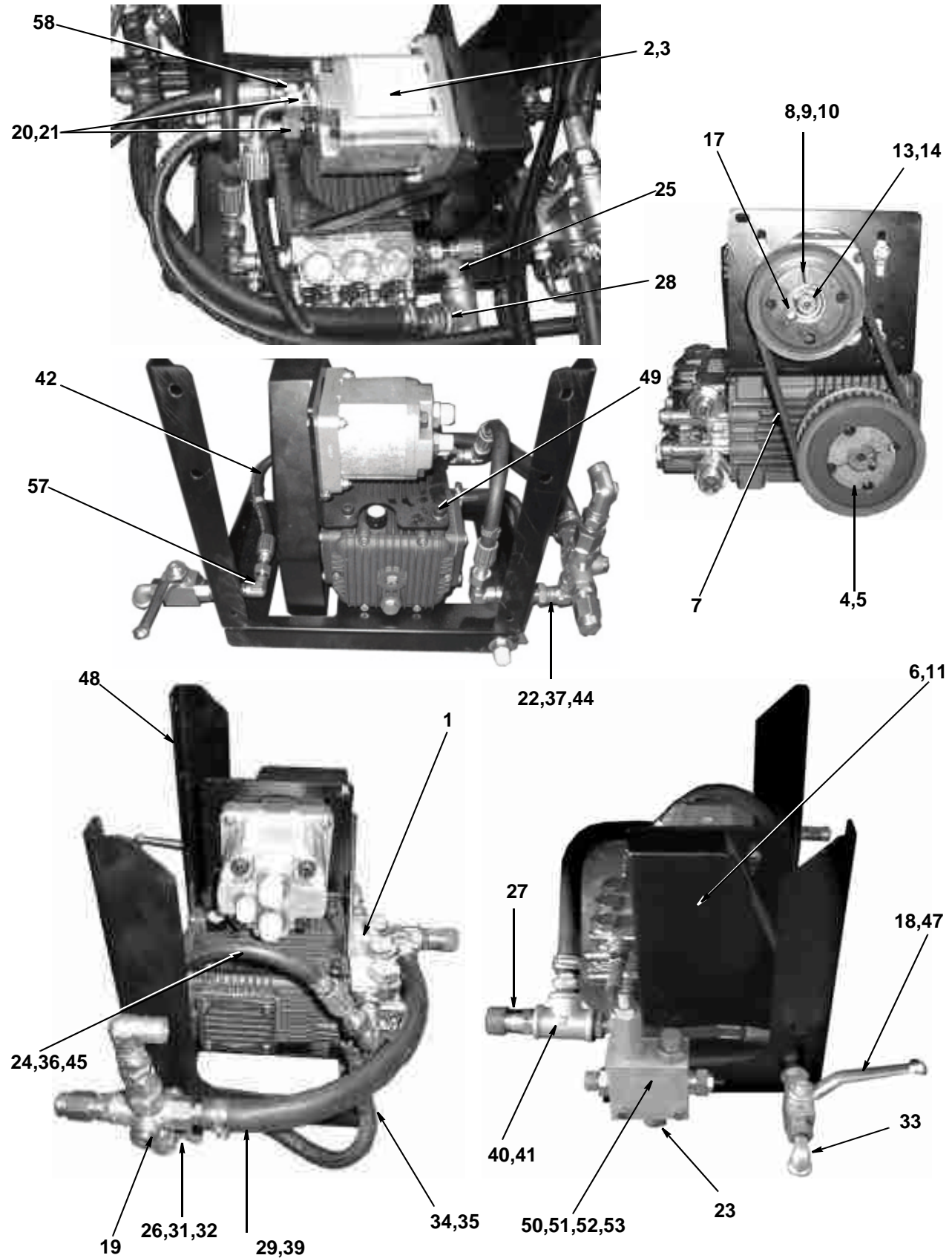
**NOTE: 'XR' PUMP FITTED UP TO 1999, THEREAFTER 'RK' STYLE PUMPS  
IT IS POSSIBLE TO FIT ALL 'XR' INTERNAL COMPONENTS INTO THE 'RK' BODY**

When ordering replacement parts, always give the machine's Serial Number and specify Part Number, Quantity & Description



| <i>Item</i>                        | <i>Part Number</i> | <i>Quantity</i> | <i>Description</i>                    |
|------------------------------------|--------------------|-----------------|---------------------------------------|
| <b>HIGH PRESSURE PUMP ASSEMBLY</b> |                    |                 |                                       |
| 1                                  | 014867             | 1               | Pump, High Pressure RK21.15HN         |
| 2                                  | 021315             | 1               | Motor Hydraulic 15cc, 1MR015          |
| 3                                  | 014449             | 1               | Bracket motor                         |
| 4                                  | 014703             | 1               | Timing pulley 40-8-20                 |
| 5                                  | 014453             | 1               | Bush 1610 x 24                        |
| 6                                  | 014455             | 1               | Guard high pressure pump              |
| 7                                  | 014454             | 1               | Timing belt                           |
| 8                                  | 012529             | 1               | Timing pulley 32-8-20                 |
| 9                                  | 014447             | 1               | Sleeve                                |
| 10                                 | 010575             | 1               | Bush 1610 x 30                        |
| 11                                 | 011071             | 6               | Nyloc nut M6                          |
| 12                                 | 011090             | 4               | Washer M6                             |
| 13                                 | 000014             | 1               | Nyloc nut 7/16" Unf                   |
| 14                                 | 000068             | 1               | Washer 7/16"                          |
| 15                                 | 011010             | 4               | Setscrew M8 x 20                      |
| 16                                 | 011092             | 4               | Washer M8                             |
| 17                                 | 011994             | 1               | Key Rect 8x6x25 Rounded End           |
| 18                                 | 011257             | 1               | Ball Valve 1/4" BSP                   |
| 19                                 | 010599             | 1               | Unloader valve                        |
| 20                                 | 011167             | 2               | Adapter 1/2" x 3/8" BSP               |
| 21                                 | 011154             | 4               | Dowty seal 1/2" BSP                   |
| 22                                 | 011159             | 2               | Adaptor 3/8" BSP                      |
| 23                                 | 011160             | 1               | Adaptor 1/2" BSP                      |
| 24                                 | 010923             | 1               | 3/8" BSP x 3/8" Hosetail              |
| 25                                 | 011173             | 1               | Swivel elbow 1/2" BSP                 |
| 26                                 | 011743             | 1               | Ball valve 1/4"                       |
| 27                                 | 010931             | 1               | 3/4" Male x 1" Hosetail               |
| 28                                 | 010962             | 1               | Reduction bush 3/4" x 1/2" BSP        |
| 29                                 | 011000             | 0.30            | Hose 5/8" SAE100R6                    |
| 30                                 | 010517             | 2               | Jubilee clips No 0X                   |
| 31                                 | 011165             | 1               | Adapter 1/2" x 1/4" BSP               |
| 32                                 | 010922             | 1               | 1/4" x 3/8" Hosetail                  |
| 33                                 | 010910             | 1               | Elbow galvanised M/F 1/4" BSP         |
| 34                                 | 010516             | 2               | Jubilee clip No M00                   |
| 35                                 | 010958             | 0.20            | Hose 3/8"                             |
| 36                                 | 011172             | 2               | Swivel elbow 3/8" BSP                 |
| 37                                 | 011153             | 1               | Dowty seal 3/8" BSP                   |
| 38                                 | 011152             | 2               | Dowty seal 1/4" BSP                   |
| 39                                 | 010930             | 2               | 3/8" BSP x 5/8" Hosetail              |
| 40                                 | 010919             | 1               | Tee galvanised 3/4"                   |
| 41                                 | 010946             | 1               | Reduction bush 3/4" x 3/8" BSP        |
| 42                                 | 001121             | 1               | Hose 1/4" x 270 mm - Straight end     |
| 43                                 | 002008             | 1               | Adapter bulkhead 3/8" BSP             |
| 44                                 | 011205             | 1               | Swivel elbow 3/8" BSP F/F             |
| 45                                 | 011310             | 1               | Hose 3/8" x 300 mm                    |
| 47                                 | 011269             | 1               | Adaptor bulkhead 1/4" BSP             |
| 48                                 | 028761             | 1               | Carrier                               |
| 49                                 | 000123             | 4               | Socket Cap Screw M8 x 12 mm           |
| 50                                 | 025599             | 1               | Valve regulator - Power Steering pump |
| 51                                 | 011167             | 2               | Adaptor 1/2" x 3/8" BSP               |
| 52                                 | 011154             | 3               | Dowty seal 1/2" BSP                   |
| 53                                 | 011160             | 1               | Adaptor 1/2" BSP                      |
| 54                                 | 000009             | 2               | Hex Bolt M8 x 55 mm                   |
| 55                                 | 011092             | 2               | Washer M8                             |
| 56                                 | 011073             | 2               | Nyloc nut M8                          |
| 57                                 | 011171             | 1               | Elbow, swivel 1/4" BSP                |
| 58                                 | 011158             | 1               | Adaptor 1/4" BSP                      |

When ordering replacement parts, always give the machine's Serial Number and specify Part Number, Quantity & Description



**HIGH PRESSURE PUMP ASSEMBLY**


When ordering replacement parts, always give the machine's Serial Number and specify Part Number, Quantity & Description



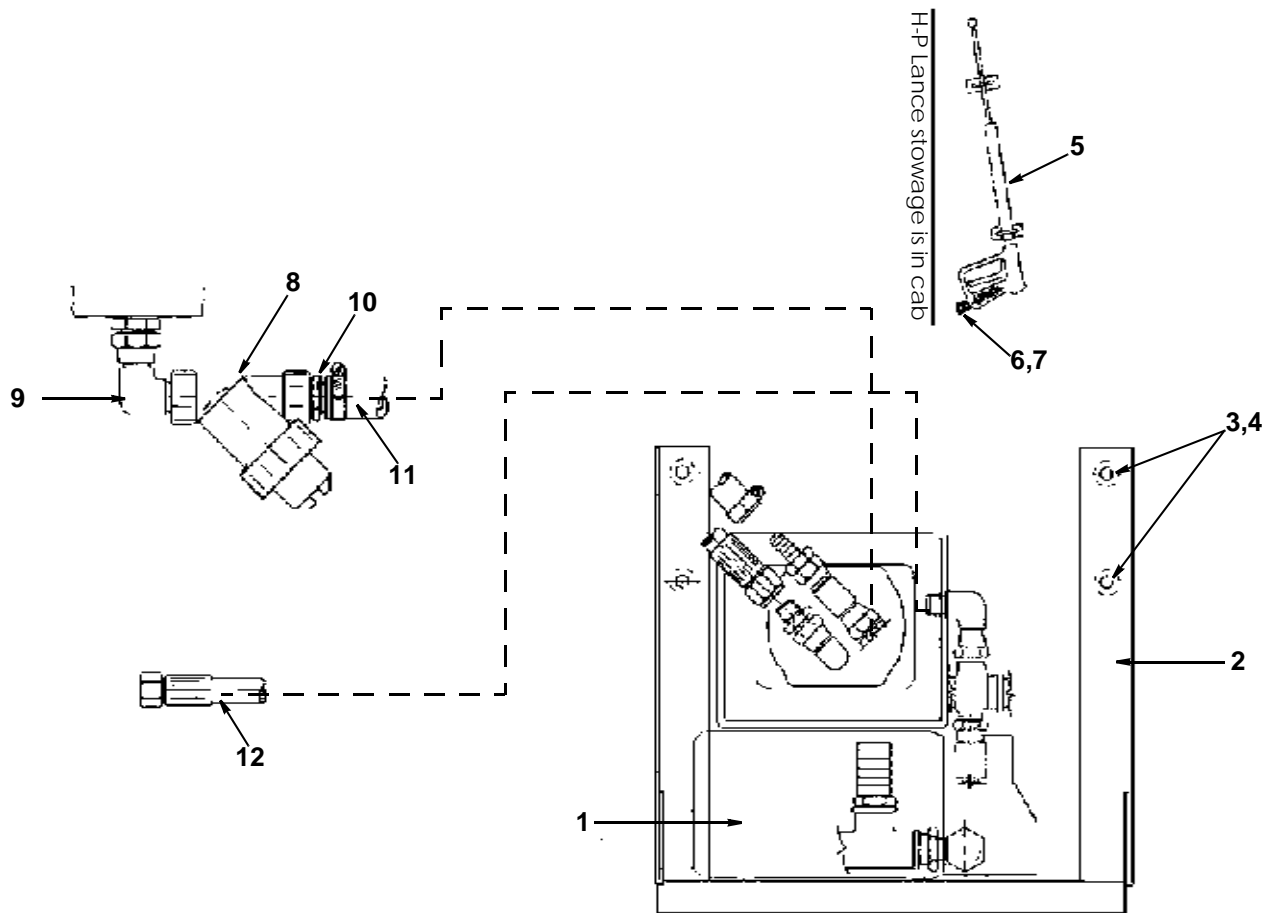
| <i>Item</i> | <i>Part Number</i> | <i>Quantity</i> | <i>Description</i>                         |
|-------------|--------------------|-----------------|--|
|             | <b>025290</b>      |                 | <b>WATER FILTER - HIGH PRESSURE SYSTEM</b> |
| 1           | 010121             | 1               | Filter                                     |
| 2           | 011174             | 1               | . Elbow                                    |
| 3           | 010931             | 1               | . Hose tail 3/4" x 1"                      |

| <i>Item</i> | <i>Part Number</i> | <i>Quantity</i> | <i>Description</i>  |
|-------------|--------------------|-----------------|---|
|             |                    |                 | <b>HIGH PRESSURE SPRAY SYSTEM - LAYOUT</b>                      |
| 1           | 015017             | 1               | . High-pressure pump assembly                                   |
| 2           | 028761             | 1               | .. Carrier, High-pressure pump (Located behind front spray bar) |
| 3           | 011711             | 2               | .. Spacer   |
| 4           | 012981             | 2               | .. Spacer   |
| 5           | 010748             | 1               | . LANCE (MOUNTED IN CAB UNDER SEATS).....Page E7                |
| NI          | 014666             | 1               | .. Jet for lance  |
| 6           | 011159             | 1               | .. Adapter  |
| 7           | 024463             | 1               | ... Swivel joint  |
| 8           | 025290             | 1               | . Filter assembly   |
| 9           | 011174             | 1               | .. Elbow  |
| 10          | 010931             | 1               | .. Hosetail 3/4" x 1" BSP                                       |
| 11          | 010959             | 1.4 m           | .. Hose   |
|             | 010518             | 2               | ... Jubilee clip  |
| 12          | 011301             | 1               | .. Hose assembly  |
| NI          | 020451             | 1               | . HOSE REEL, AUTO RETRACTING ..... Page H17                     |

When ordering replacement parts, always give the machine's Serial Number and specify Part Number, Quantity & Description



**WATER FILTER ASSEMBLY - HIGH PRESSURE SYSTEM**



**HIGH PRESSURE SPRAY SYSTEM LAYOUT**

When ordering replacement parts, always give the machine's Serial Number and specify Part Number, Quantity & Description





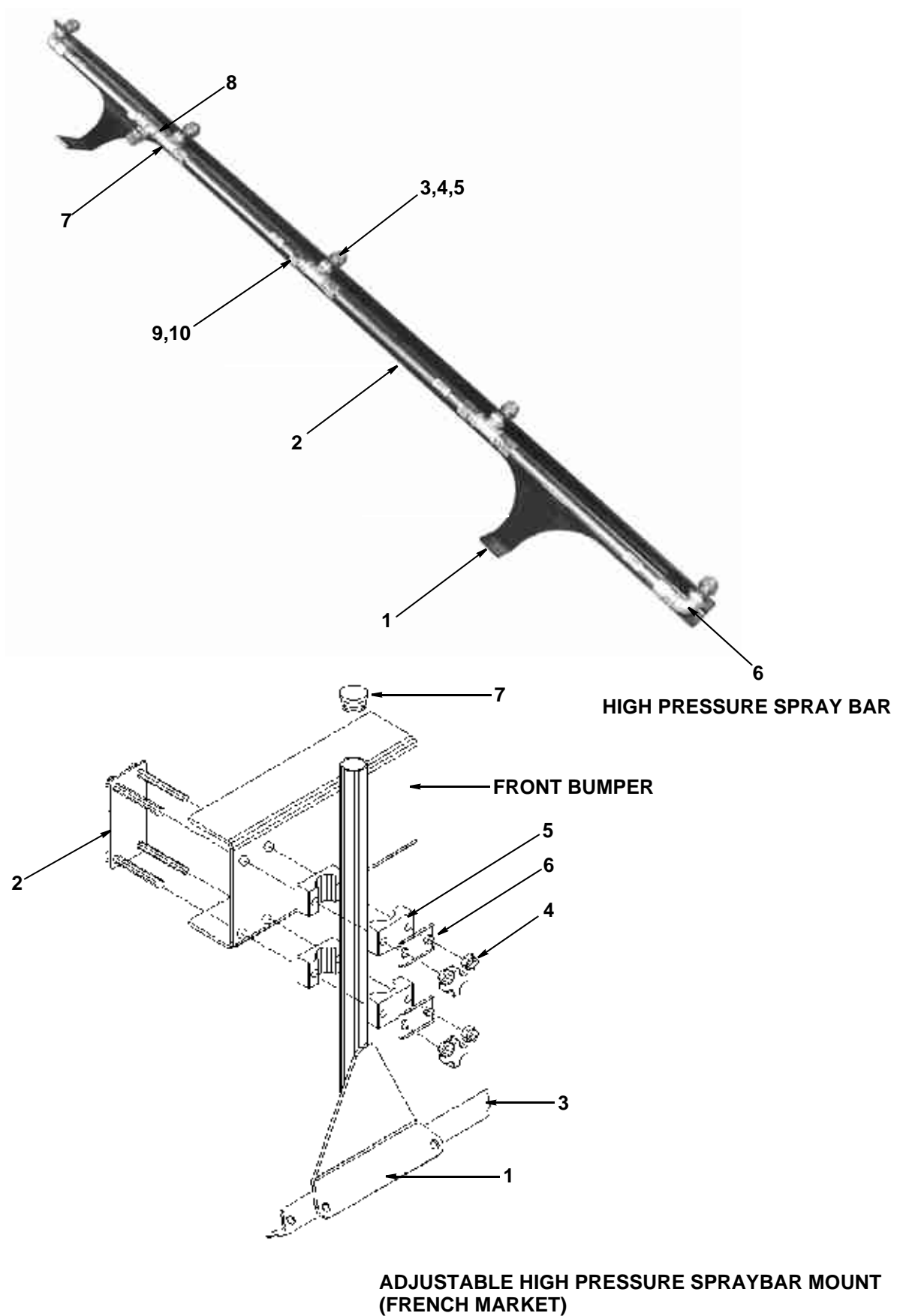
| <i>Item</i> | <i>Part Number</i> | <i>Quantity</i> | <i>Description</i>                      |
|-------------|--------------------|-----------------|---|
|             | <b>018252</b>      |                 | <b>HIGH PRESSURE SPRAY BAR ASSEMBLY</b> |
| 1           | 014267             | 1               | Spray bar                               |
| 2           | 020904             | 1.20            | Steel pipe                              |
| 3           | 010112             | 5               | Nozzle body (brass)                     |
| 4           | 030951             | 5               | Nozzle cap (brass)                      |
| 5           | 012316             | 5               | Spray jet LF4-80                        |
| 6           | 010912             | 2               | Elbow, galvanised 1/4" BSP              |
| 7           | 010909             | 4               | Tee, galvanised 1/4" BSP                |
| 8           | 011199             | 1               | Adapt 3/8" BSP x 1/4" BSP               |
| 9           | 011152             | 9               | Seal, dowty 1/4" BSP                    |
| 10          | 002086             | 8               | Male stud 12 mm x 1/4" BSP              |
| NI          | 010944             | 1               | Nipple, hex 1/4" BSP                    |

| <i>Item</i> | <i>Part Number</i> | <i>Quantity</i> | <i>Description</i>   |
|-------------|--------------------|-----------------|--|
|             |                    |                 | <b>HIGH PRESSURE SPRAY BAR ADJUSTABLE BRACKET (OPTION)</b> |
| NI          | 020709             | 2               | Bracket adjuster   |
| NI          | 020710             | 2               | Nut plate  |
| NI          | 012312             | 2               | Hand screw   |
| NI          | 012377             | 2               | Spacers  |

| <i>Item</i> | <i>Part Number</i> | <i>Quantity</i> | <i>Description</i>                               |
|-------------|--------------------|-----------------|--|
|             | <b>028005</b>      |                 | <b>ADJUSTABLE SPRAYBAR MOUNT (FRENCH MARKET)</b> |
| 1           | 028006             | 1               | Centre pivot, French Spraybar                    |
| 2           | 028007             | 1               | Clamp plate                                      |
| 3           | 000248             | 2               | M8 Grip Nut with inset                           |
| 4           | 011073             | 2               | M8 Nyloc Nut                                     |
| 5           | 027982             | 4               | Pipe Clamp Block 25 mm Single                    |
| 6           | 027990             | 2               | Pipe Clamp Top Plate                             |
| 7           | 026173             | 1               | Plastic Plug 25.4 (Black)                        |
| 8           | 018253             | NI              | Assy H.P.F.S.B Fit                               |

When ordering replacement parts, always give the machine's Serial Number and specify Part Number, Quantity & Description





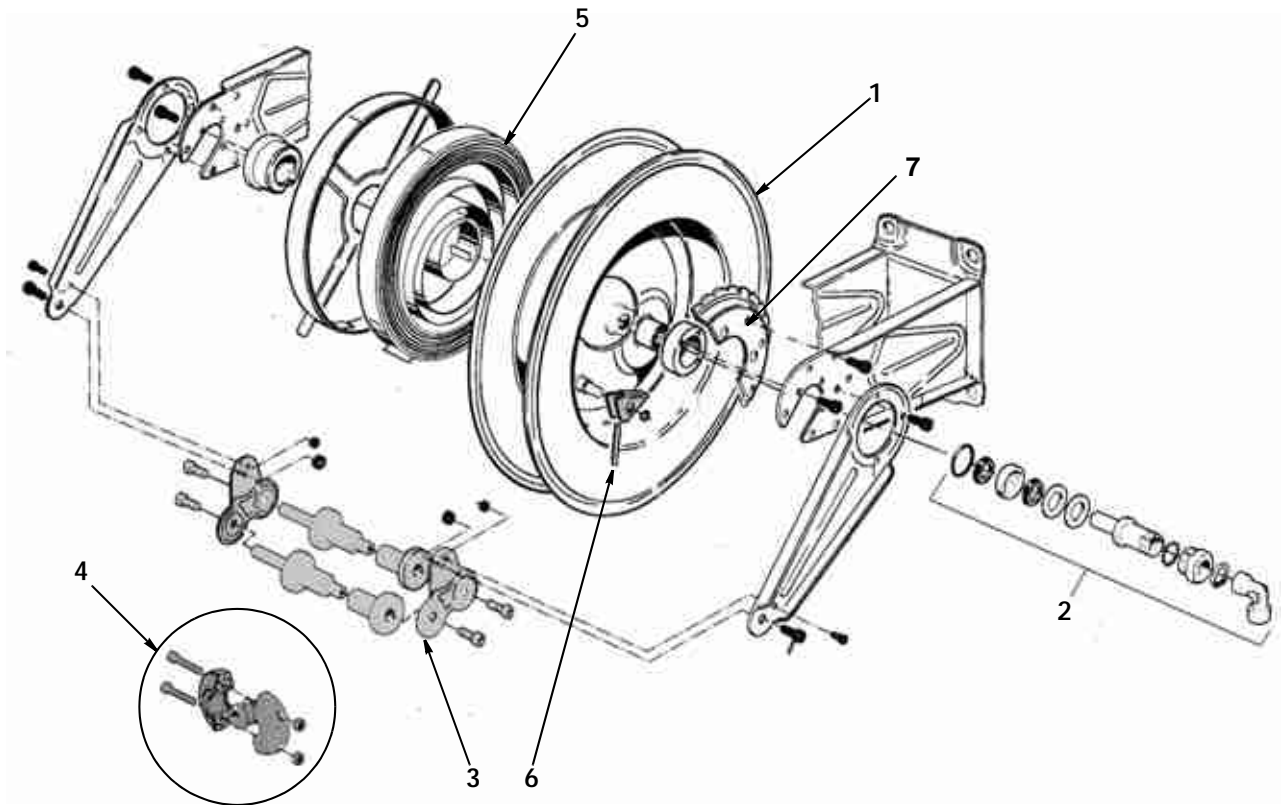
When ordering replacement parts, always give the machine's Serial Number and specify Part Number, Quantity & Description



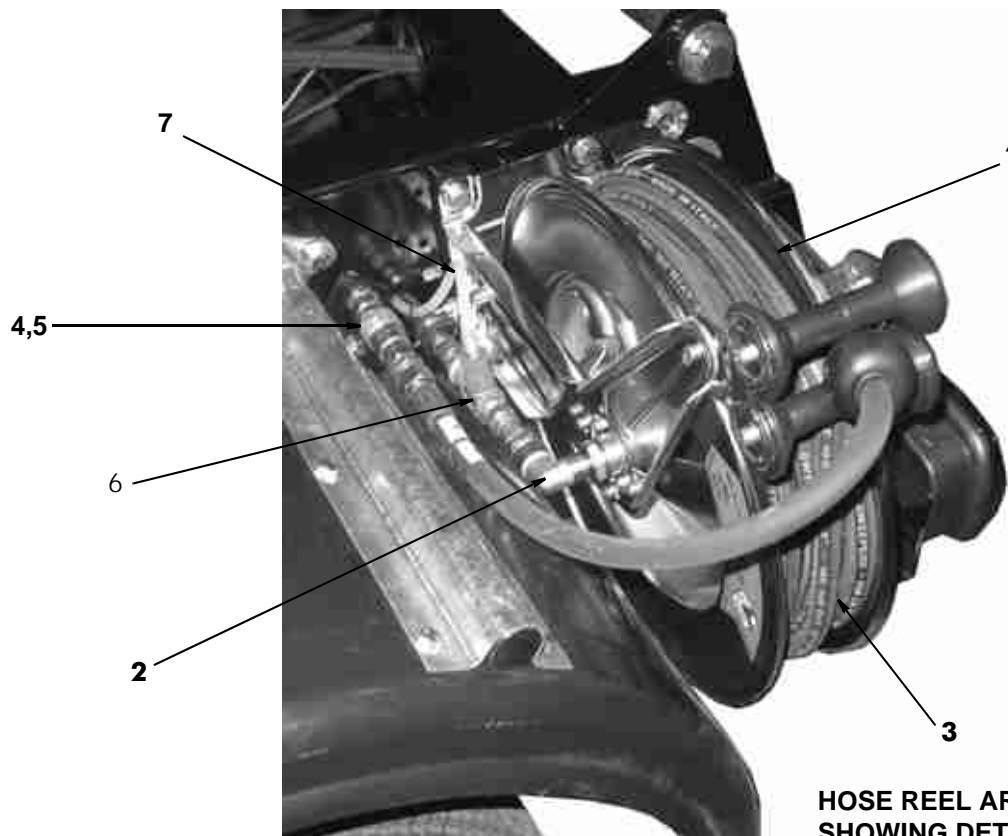
| <i>Item</i>                        | <i>Part no</i> | <i>Quantity</i> | <i>Description</i>  |
|------------------------------------|----------------|-----------------|---|
| <b>HOSE REEL - COMPONENT PARTS</b> |                |                 |   |
| 1                                  | 020451         | 1               | . Automatic hose reel complete (less hose)                  |
| 2                                  | 024230         | 1               | .. Swivel elbow assembly                                    |
| 3                                  | 025238         | 1               | .. Roller assembly  |
| 4                                  | 026217         | 1               | .. Clamp  |
| 5                                  | 026753         | 1               | .. Spring, coiled (used on stainless steel reels only)      |
| 5                                  | 026752         | 1               | .. Spring, coiled (used on green / blue painted reels only) |
| 6                                  | 026754         | 1               | .. Spring, tension  |
| NI                                 | 010601         | 13 m            | .. Hose, reinforced   |
| 7                                  | 030570         | 1               | .. Ratchet  |

| <i>Item</i>  | <i>Part no</i> | <i>Quantity</i> | <i>Description</i>                         |
|--|----------------|-----------------|--|
| <b>HOSE REEL ASSEMBLY - SHOWING DETERGENT ASSEMBLY</b> |                |                 |  |
| 1  | 020451         | 1               | . Automatic hose reel complete (less hose) |
| 2  | 024230         | 1               | Swivel elbow assembly                      |
| 3  | 010601         | 1               | 3/8" Hose 13 metre length                  |
| 4  | 023359         | 1               | Male 3/8" Quick release coupling           |
| 5  | 023360         | 1               | Female 3/8" Quick release coupling         |
| 6  | 013573         | 1               | Nozzle injector (Detergent system)         |
| NI   | 013574         | 1               | Nozzle(Detergent system)                   |
| NI   | 013553         | 1               | Bottle, clear (Detergent system)           |
| NI   | 022179         | 1               | . Tray detergent bottle                    |
| NI   | 010393         | 1               | . Bracket for detergent bottle             |
| NI   | 013602         | 2               | . Octopus strap for bottle                 |
| 7  | 013575         | As Req          | Silicon tubing (Detergent system)          |
| NI   | 010748         | 1               | HAND LANCE (LOCATED IN CAB) .....Page E7   |

When ordering replacement parts, always give the machine's Serial Number and specify Part Number, Quantity & Description



**AUTOMATIC HOSE REEL**



**HOSE REEL ARRANGEMENT  
SHOWING DETERGENT ASSY**



When ordering replacement parts, always give the machine's Serial Number and specify Part Number, Quantity & Description



**THIS PAGE INTENTIONALLY LEFT BLANK**

When ordering replacement parts, always give the machine's Serial Number and specify Part Number, Quantity & Description

# ILLUSTRATED PARTS CATALOGUE

SCARAB VM MINOR - CANbus

---

## SECTION J HYDRAULIC SYSTEM & RELATED COMPONENTS

### TABLE OF CONTENTS

| <i>Assembly/Description</i>                           | <i>Page</i> |
|---|-------------|
| Main Valve Block Assembly .....                       | 1           |
| Brush Valve Block Assembly .....                      | 3           |
| Transmission Pump Assembly .....                      | 5           |
| Radiator Assembly .....                               | 7           |
| Oil Tank & Manifold Assembly .....                    | 9           |
| Steel Pipe Listing .....                              | 11          |
| Rubber Hose Listing for LH Steel Piped Machines ..... | 11          |
| Rubber Hose Listing for RH Steel Piped Machines ..... | 12          |
| Hopper Rams and Related parts .....                   | 13          |
| Hydraulic Brush Rams machines .....                   | 13          |

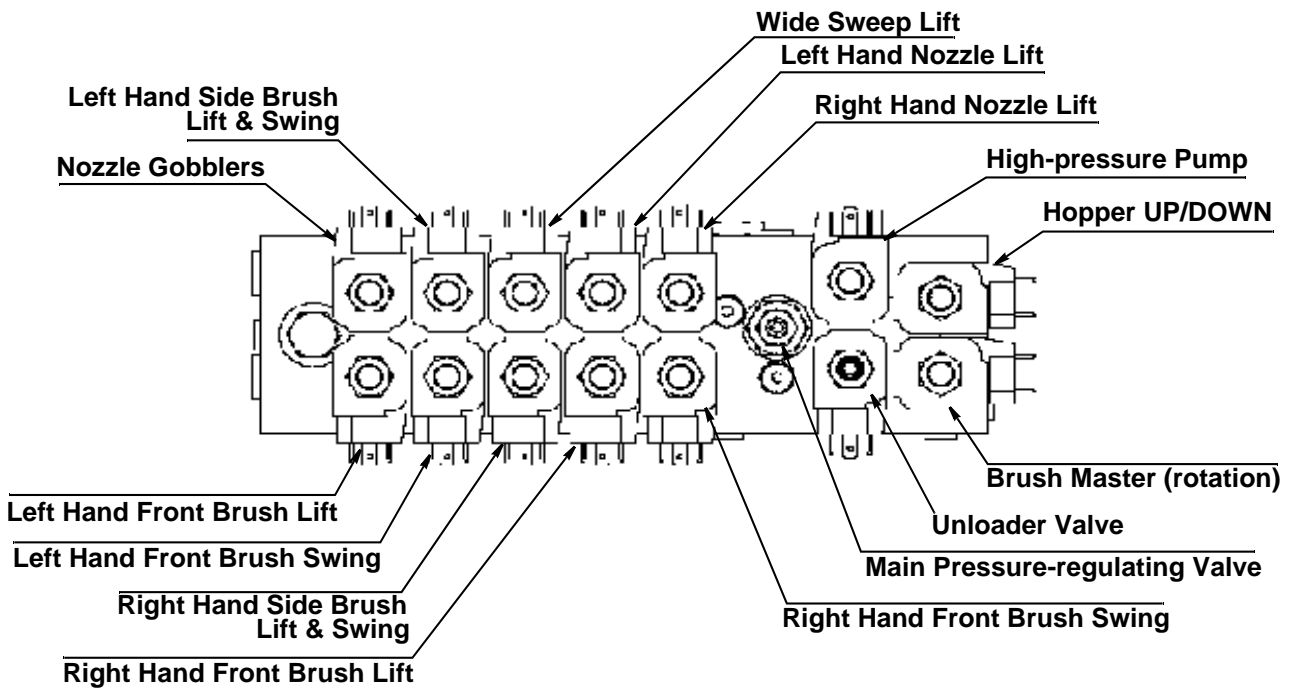
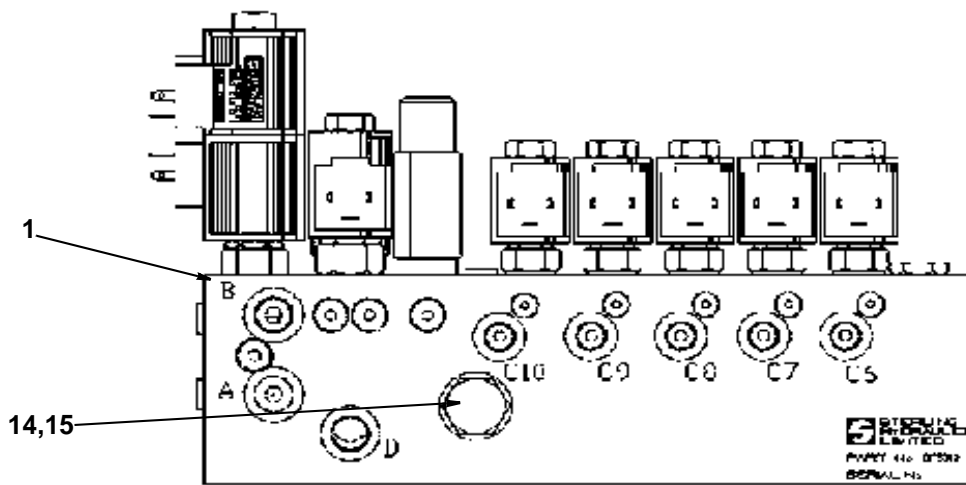
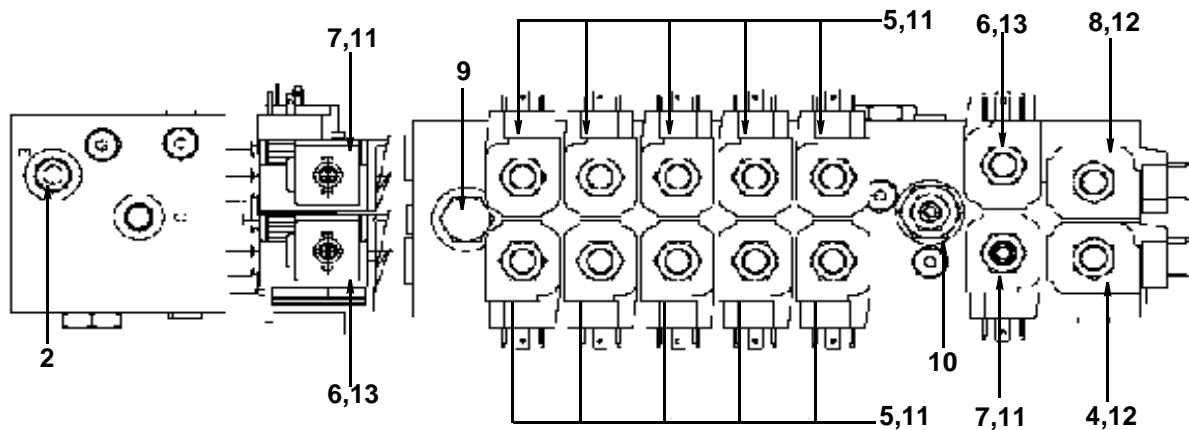
**FOR DETAILS OF THE DRIVE MOTOR ASSEMBLY,  
PLEASE REFER TO SECTION B OF THIS MANUAL**



| <i>Item</i> | <i>Part Number</i> | <i>Quantity</i> | <i>Description</i>                           |
|-------------|--------------------|-----------------|--|
|             | <b>026787-9</b>    |                 | <b>MAIN VALVE BLOCK ASSEMBLY</b>             |
| 1           | 025121             | 1               | Block 8H42995                                |
| 2           | 011242             | 2               | . Plug, 3/8" BSP                             |
| 3           | 021395             | 1               | . Positionable Elbow 1/2" BSP x 3/8" BSP M/M |
| 4           | 004186             | 1               | . Solenoid (GS045100N)                       |
| 5           | 014663             | 10              | . Solenoid (GS023300N)                       |
| 6           | 021744             | 1               | . Solenoid (GS042100N)                       |
| 7           | 025891             | 1               | . Solenoid (GS041300N)                       |
| 8           | 020005             | 1               | . Solenoid (GS045300N)                       |
| 9           | 014662             | 1               | . Check Valve (D02B2-0.2N)                   |
| 10          | 004206             | 1               | . Relief Valve (A04B2P232-170N)              |
| 11          | 014655             | 11              | . Solenoid Coil (CCS012D 14w)                |
| 12          | 004208             | 4               | . Solenoid Coil (CAS012D 18w)                |
| 13          | 021768             | 1               | . Solenoid Coil (CAP012D 28w)                |
| 14          | 004204             | 1               | . Check Valve (D04B2-21N)                    |
| 15          | 004205             | 1               | . Pilot Piston (PP045P)                      |
| NI          | 004209             | 16              | LED Plug with Lead                           |

**\*NOTE:** Machines fitted with Double Acting Hopper Ram (with built in Load Check Valve) use part no 020005, Machines without please use part no 004186.

When ordering replacement parts, always give the machine's Serial Number and specify Part Number, Quantity & Description



**EURO 3 MAIN VALVE BLOCK ASSEMBLY  
Dual Sweep Version Shown**

When ordering replacement parts, always give the machine's Serial Number and specify Part Number, Quantity & Description



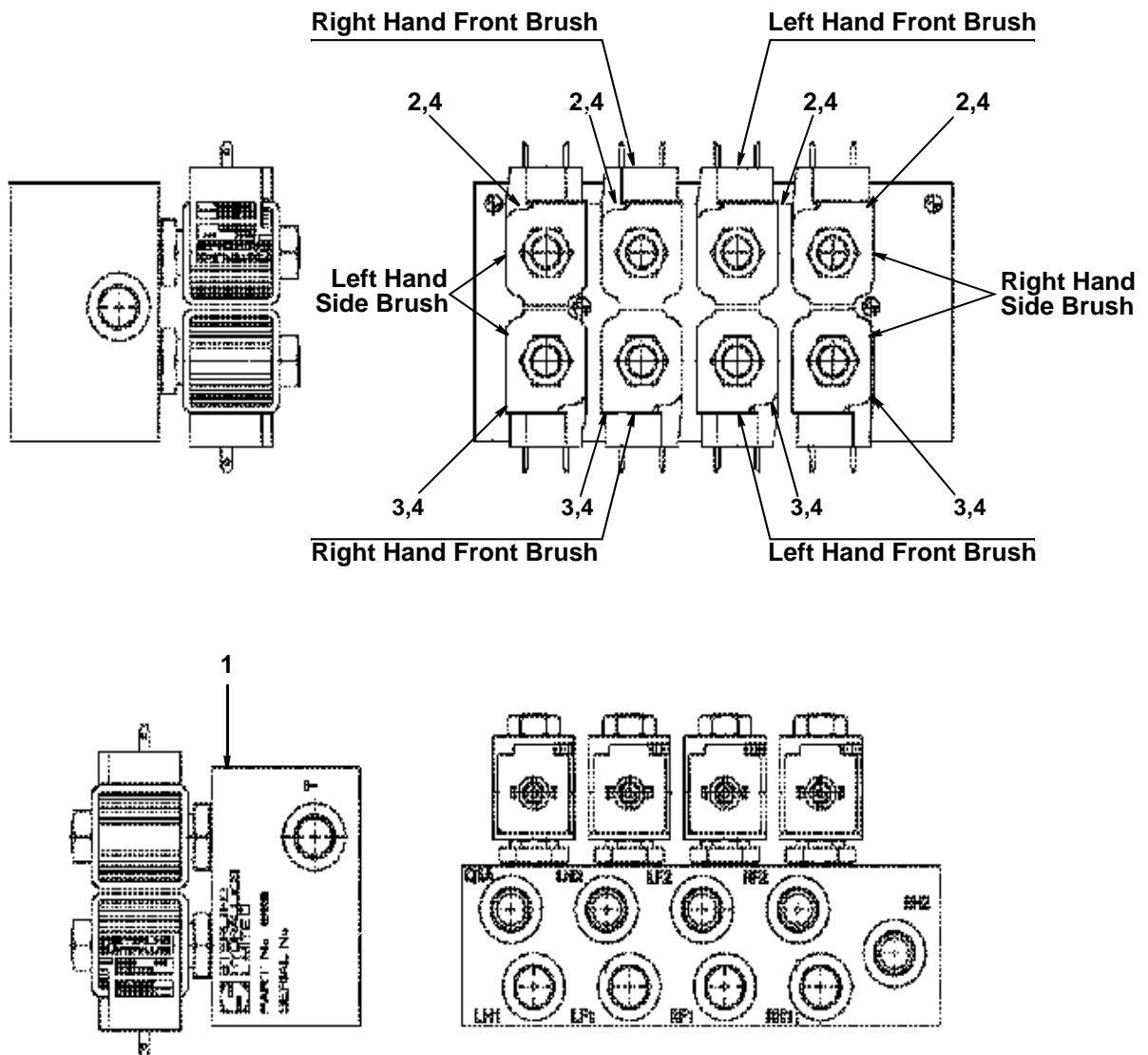


| <i>Item</i> | <i>Part Number</i> | <i>Quantity</i> | <i>Description</i>                       |
|-------------|--------------------|-----------------|--|
|             | <b>026790</b>      |                 | <b>BRUSH VALVE BLOCK</b>                 |
| 1           | 025119             | 1               | Valve Block 4 Spool, Sterling BSK15696-B |
| 2           | 014661             | 4               | . Solenoid Valve GS041200N               |
| 3           | 025890             | 4               | . Solenoid Valve GS040200N               |
| 4           | 021753             | 8               | . Solenoid Coil, CCP 19W, 12 Volt        |
| NI          | 011153             | 11              | . Seal, Dowty 3/8" BSP                   |
| NI          | 011159             | 3               | . Adaptor 3/8" BSP                       |
| NI          | 020903             | 7               | . Stud, male, 12 x 3/8" BSP              |
| NI          | 011242             | 1               | . Plug, 3/8" BSP                         |
| NI          | 000141             | 2               | . Cap screw, Skt hd, M6 x 80 mm long     |

| <i>Item</i> | <i>Part Number</i> | <i>Quantity</i> | <i>Description</i>                                   |
|-------------|--------------------|-----------------|--|
|             | <b>028074</b>      |                 | <b>FRONT BRUSH STOP WHEN RAISED VALVE COMPONENTS</b> |
| NI          | 025890             | 2               | Valve - GS040200N                                    |
| NI          | 014661             | 2               | Valve - GS041200N]                                   |
| NI          | 021753             | 4               | Coil 12 Volt / 19 Watt                               |
| NI          | 028234             | 1               | Wiring loom - Front brush stop                       |

When ordering replacement parts, always give the machine's Serial Number and specify Part Number, Quantity & Description





**NOTE:**

Left or Right side brush valve positions will be blanked off according to build configuration unless M/C is dual sweep.

For special build configurations not covered here, i.e. utilising either of the spare side brush positions, please refer to your Scarab agent or to the Scarab Parts Department, stating M/C Serial Number and details of

**BRUSH CONTROL VALVE BLOCK**

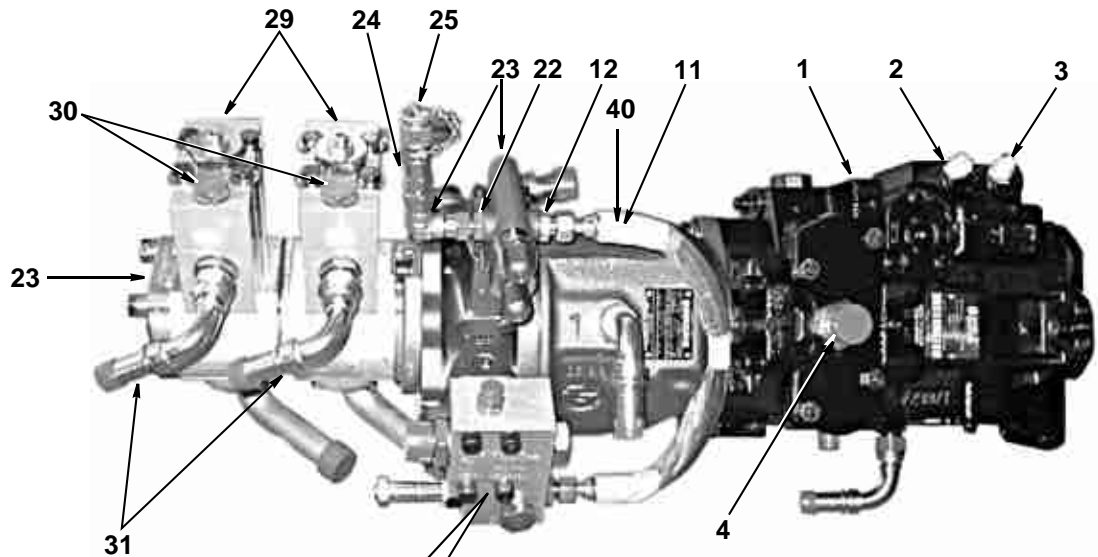
When ordering replacement parts, always give the machine's Serial Number and specify Part Number, Quantity & Description



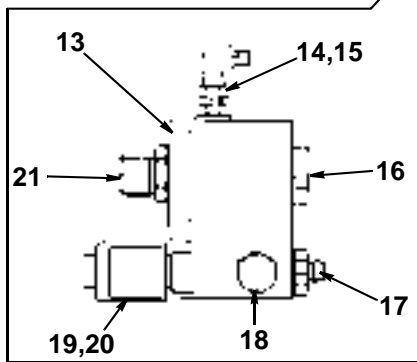


| Item | Part Number          | Quantity | Description                                   |
|------|----------------------|----------|---|
|      | <b>025815/026331</b> |          | <b>TRANSMISSION PUMP ASSEMBLY</b>             |
| 1    | 024516               | 1        | . Pump, transmission                          |
| 2    | 026655               | 1        | .. Coil, Reverse drive                        |
| 3    | 026655               | 1        | .. Coil, Forward drive                        |
| NI   | 026033               | 2        | ... Plug (Forward/Reverse Coils)              |
| 4    | 002084               | 1        | .. Connector, straight, 3/4" BSP x 1" BSP     |
| 5    | 011226               | 2        | .. Adaptor 7/8" UNF x 1/2" BSP                |
| 6    | 011173               | 2        | ... Elbow, swivel 1/2" BSP                    |
| 7    | 011167               | 1        | .. Adaptor, 1/2" BSP x 3/8" BSP               |
| 8    | 011234               | 1        | ... Elbow, swept, 1/2" BSP x 5/8" hosetail    |
| 9    | 028706               | 2        | .. Pressure Relief Valve                      |
| 10   | 023620               | 1        | . Pump, suction fan                           |
| NI   | 025239               | 1        | .. Seal, main                                 |
| 11   | 011318               | 1        | .. Hose assembly, 1/4" BSP x 240 mm long      |
| 12   | 011227               | 1        | ... Adaptor 7/16" UNF x 1/4" BSP              |
| 13   | 013689               | 1        | .. Valve block                                |
| NI   | 012623               | 1        | ... Restrictor No. 8                          |
| NI   | 013518               | 1        | ... O-Ring                                    |
| NI   | 013526               | 1        | ... O-Ring                                    |
| NI   | 011151               | 1        | ... Seal, Dowty, 1/8" BSP                     |
| 14   | 011163               | 1        | ... . Adaptor, 1/4" BSP x 1/8" BSP            |
| 15   | 011171               | 1        | ... . . Elbow, swivel, 1/4" BSP               |
| NI   | 011155               | 1        | ... Seal, Dowty, 3/4" BSP                     |
| 16   | 011244               | 1        | ... . Plug, 3/4" BSP                          |
| NI   | 011153               | 1        | ... Seal, Dowty, 3/8" BSP                     |
| 17   | 011199               | 1        | ... . Adaptor, 3/8" BSP x 1/4" BSP            |
| NI   | 011153               | 1        | ... Seal, Dowty, 3/8" BSP                     |
| 18   | 011242               | 1        | ... . Plug 3/8" BSP                           |
| 19   | 014654               | 1        | ... Valve, solenoid                           |
| 20   | 014655               | 1        | ... . Coil, 12 Volt                           |
| NI   | 011155               | 1        | ... Seal, Dowty, 3/4" BSP                     |
| 21   | 011161               | 1        | ... . Adaptor, 3/4" BSP                       |
| 22   | 011227               | 1        | ... Adaptor 7/16" UNF x 1/4" BSP              |
| 23   | 011171               | 1        | ... . Elbow, swivel, 1/4" BSP                 |
| 24   | 010911               | 1        | ... . . Socket, 1/4" BSP                      |
| 25   | 013036               | 1        | ... . . . Test coupling, 1/4" BSP             |
| 26   | 012471               | 1        | ... Elbow 1 1/4" SAE                          |
| 27   | 022675               | 1        | ... . Flange kit, split, 1 1/4" BSP           |
| 28   | 031971               | 1        | .. Gear pump, single (From October 2005)      |
| 28   | 024593               | 1        | .. Gear pump, <b>single</b>                   |
| NI   | 030628               | 1        | ... Seal Kit, (Single gear pump 024593)       |
| NI   | 031970               | 1        | .. Gear pump, double (From October 2005)      |
| 28   | 024592               | 1        | .. Gear pump, <b>double</b>                   |
| NI   | 030629               | 1        | ... Seal Kit, (Double gear pump 024592)       |
| 29   | 024537               | 2        | ... Valve flow control                        |
| NI   | 002127               | As Req   | ... . O Ring Kit (024537 Valve flow control)  |
|      | 000227               | 4        | ... . Bolt, hex hd, M8 x 110 mm long          |
| NI   | 011153               | 1        | ... . Seal, Dowty                             |
| 30   | 011242               | 1        | ... . . Plug                                  |
| 31   | 002079               | 1        | ... . Elbow, 90° swept, 3/4" BSP, hosetail    |
| 32   | 011167               | 1        | ... . Adaptor 1/2" BSP x 3/8" BSP             |
| 33   | 011172               | 1        | ... . . Elbow, swivel, 3/8" BSP               |
| 34   | 025037               | 2        | ... . Elbow, suction                          |
| NI   | 013518               | 4        | . O-Ring                                      |
| NI   | 011154               | 4        | . Seal, Dowty, 1/2" BSP                       |
| NI   | 011160               | 2        | . Adaptor, 1/2" BSP                           |
| NI   | 025782               | 1        | .. Transmission hose, short                   |
| NI   | 002000               | 1        | ... Flange split, kit, 3/4" SAE               |
| NI   | 025783               | 1        | .. Transmission hose, long                    |
| NI   | 002000               | 1        | ... Flange split, kit, 3/4" SAE               |
| NI   | 030529               | 1        | . Hydro braking Pressure Switch 220Bar Rising |

When ordering replacement parts, always give the machine's Serial Number and specify Part Number, Quantity & Description



TOP VIEW



19,20

18

28

34

32,33

26

27

10

9

5,6

9

7,8

BOTTOM VIEW

**TRANSMISSION PUMP ASSEMBLY**

When ordering replacement parts, always give the machine's Serial Number and specify Part Number, Quantity & Description

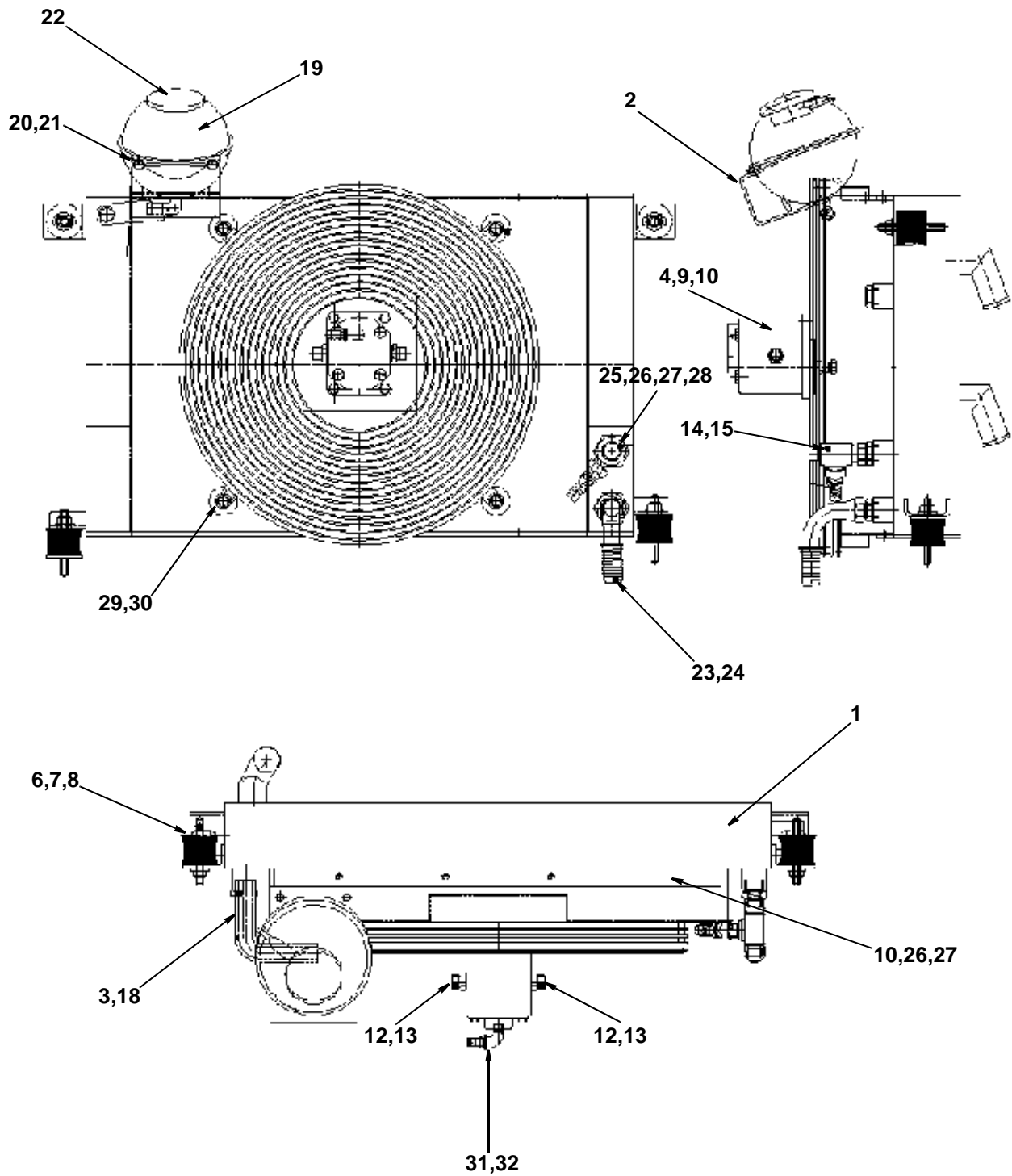




| <i>Item</i> | <i>Part Number</i> | <i>Quantity</i> | <i>Description</i>             |
|-------------|--------------------|-----------------|--------------------------------|
|             | <b>025146</b>      |                 | <b>RADIATOR ASSEMBLY</b>       |
| 1           | 025145             | 1               | Radiator/Cooler                |
| 2           | 025537             | 1               | Header Tank bracket            |
| 3           | 025541             | 1               | Rubber Elbow 1 6/19            |
| 4           | 025372             | 1               | Hydraulic Motor 14cc           |
| 5           | 002082             | 2               | Dowty seal M26                 |
| 6           | 013409             | 4               | Rubber mount                   |
| 7           | 011075             | 4               | Nut M10, Nyloc                 |
| 8           | 011094             | 4               | Plain Washer M10               |
| 9           | 011011             | 4               | Bolt, Hex M8 x 25 mm           |
| 10          | 011073             | 12              | Nyloc, nut M8                  |
| 11          | 002074             | 1               | Adaptor M26 x 1/2" BSP         |
| 12          | 011154             | 2               | Dowty seal 1/2"                |
| 13          | 011167             | 2               | Red Adaptor 1/2" x 3/8"        |
| 14          | 011235             | 1               | Hose straight 1/2" to 5/8"     |
| 15          | 011182             | 1               | Tee 1/2" Nut on Run            |
| 16          | 025900             | 1               | Fan (SPARE)                    |
| 17          | 025901             | 1               | Grill                          |
| 18          | 010517             | 2               | Jubilee Clip                   |
| 19          | 020517             | 1               | Expansion Bottle               |
| 20          | 011067             | 4               | Bolt, Hex M6 x 20 mm           |
| 21          | 011071             | 4               | Nut M6                         |
| 22          | 020518             | 1               | Cap expansion bottle           |
| 23          | 001176             | 1               | Hose 1" x 810 mm               |
| 24          | 011210             | 1               | Elbow 1" to 3/4"               |
| 25          | 001089             | 1               | Hose 3/8" x 1000 mm            |
| 26          | 011182             | 1               | Tee nut on run                 |
| 27          | 001187             | 1               | Hose 5/8" x 1340 mm            |
| 28          | 011235             | 1               | Hosetail straight 1/2" to 5/8" |
| 29          | 010313             | 4               | Spacer                         |
| 30          | 011012             | 4               | Bolt, Hex M8 x 30 mm           |

**NOTE:** For piping arrangement please go to Section A3

When ordering replacement parts, always give the machine's Serial Number and specify Part Number, Quantity & Description




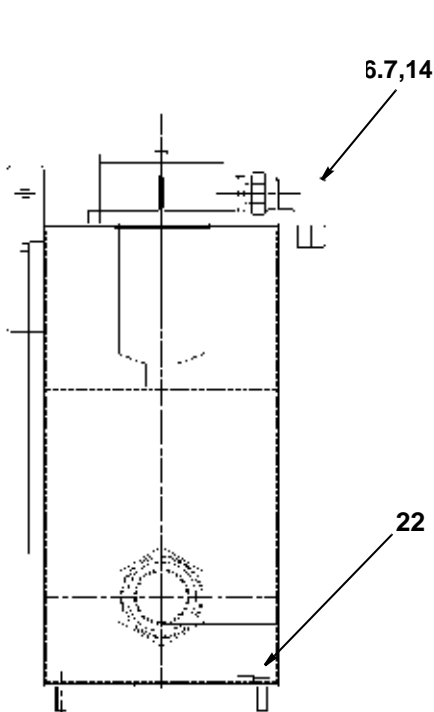
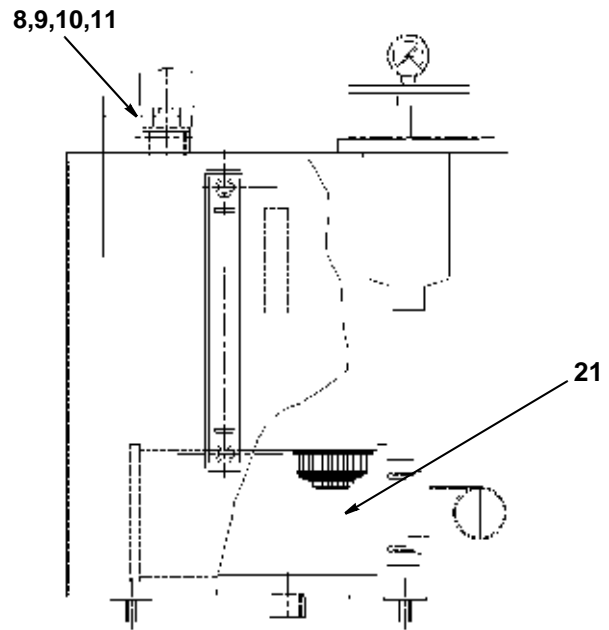

**RADIATOR ASSEMBLY**

When ordering replacement parts, always give the machine's Serial Number and specify Part Number, Quantity & Description



| <i>Item</i>                             | <i>Part Number</i> | <i>Quantity</i> | <i>Description</i>                    |
|---|--------------------|-----------------|---------------------------------------|
| <b>OIL TANK &amp; MANIFOLD ASSEMBLY</b> |                    |                 |                                       |
| 1                                       | 025142             | 1               | Oil Tank                              |
| 2                                       | 022781             | 1               | . Lid, Oil tank                       |
| NI                                      | 011111             | 24              | . Screw, Taptite, 10-32 x 1/2"        |
| NI                                      | 022782             | 1               | . Gasket, oil tank                    |
| 3                                       | 021719             | 1               | Gauge, filter return                  |
| 4                                       | 011723             | 1               | Filter, return (Complete)             |
| 5                                       | 011972             | 1               | . . Filter, return element only       |
| NI                                      | 022163             | 1               | . . O Ring Kit (011723 Filter Return) |
| NI                                      | 030907             | 1               | . . Spring (011723 Filter Return)     |
| 6                                       | 011174             | 1               | . Elbow, swivel, 3/4" BSP             |
| 7                                       | 011161             | 1               | . Adaptor, 3/4" BSP                   |
| 8                                       | 020688             | 1               | Filter, breather                      |
| 9                                       | 020689             | 1               | . Plug                                |
| 10                                      | 011156             | 1               | . Seal, Dowty 1" BSP                  |
| 11                                      | 011152             | 1               | . Seal, Dowty 1/4" BSP                |
| 12                                      | 023155             | 1               | Gauge, fluid level                    |
| 13                                      | 021979             | 2               | . Rubber seal                         |
| 14                                      | 027742             | 1               | Manifold Oil tank Feed                |
| 15                                      | 022442             | 1               | Hose 2" 280 mm long                   |
| 16                                      | 025148             | 1               | Manifold Oil Return                   |
| 17                                      | 021575             | 1               | Hose 2" 230 mm long                   |
| 18                                      | 011743             | 1               | Ball valve 1/4" BSP                   |
| 19                                      | 010917             | 1               | Elbow, M/F, 3/4" BSP                  |
| 20                                      | 010944             | 1               | Nipple 1/4" BSP                       |
| NI                                      | 011241             | 1               | Plug 1/4" BSP                         |
| 21                                      | 020687             | 1               | Filter, suction                       |
| 22                                      | 010305             | 1               | . Magnet (Inside Tank)                |
| NI                                      | 028760             | 1               | Label - Oil Tank                      |

When ordering replacement parts, always give the machine's Serial Number and specify Part Number, Quantity & Description



**OIL TANK & MANIFOLD ASSEMBLY**

When ordering replacement parts, always give the machine's Serial Number and specify Part Number, Quantity & Description



| <i>Item</i>               | <i>Part Number</i> | <i>Quantity</i> | <i>Description</i>                                 |
|---------------------------|--------------------|-----------------|--|
| <b>STEEL PIPE LISTING</b> |                    |                 |  |
| NI                        | 026897             | 1               | Hydraulic Pipe - LF1 TO LH FRONT BRUSH             |
| NI                        | 026898             | 1               | Hydraulic Pipe - LF2 TO LH FRONT BRUSH             |
| NI                        | 026899             | 1               | Hydraulic Pipe - D TO HIGH PRESSURE PUMP           |
| NI                        | 026902             | 1               | Hydraulic Pipe - HIGH PRESSURE PUMP RETURN         |
| NI                        | 026900             | 1               | Hydraulic Pipe - RF1 TO RH FRONT BRUSH             |
| NI                        | 026901             | 1               | Hydraulic Pipe - RF2 TO RH FRONT BRUSH             |
| NI                        | 027694             | 1               | Hydraulic Pipe - WIDESWEEP TO MANIFOLD             |
| NI                        | 027695             | 1               | Hydraulic Pipe - BLOCK TO WIDESWEEP                |
| NI                        | 026924             | 1               | Hydraulic Pipe - C1 TO LH FRONT BRUSH LIFT         |
| NI                        | 026925             | 1               | Hydraulic Pipe - C TO LH FRONT BRUSH SWING         |
| NI                        | 026909             | 1               | Hydraulic Pipe - C4 TO RH FRONT BRUSH LIFT         |
| NI                        | 026912             | 1               | Hydraulic Pipe - C4 TO RH FRONT BRUSH LIFT         |
| NI                        | 026922             | 1               | Hydraulic Pipe - C7 TO LH SIDE BRUSH LIFT          |
| NI                        | 026914             | 1               | Hydraulic Pipe - A TO HOPPER                       |
| NI                        | 026915             | 1               | Hydraulic Pipe - B TO HOPPER                       |
| NI                        | 026917             | 1               | Hydraulic Pipe - C9 TO LH NOZZLE                   |
| NI                        | 026921             | 1               | Hydraulic Pipe - C6 TO LH GOBBLER                  |
| NI                        | 026918             | 1               | Hydraulic Pipe - FAN PUMP TO C                     |
| NI                        | 026926             | 1               | Hydraulic Pipe - T TO RETURN                       |
| NI                        | 026896             | 1               | Hydraulic Pipe - F TO Q1A                          |
| NI                        | 027696             | 1               | Hydraulic Pipe - VALVE BLOCK LH1 TO LH SIDE BRUSH  |
| NI                        | 027697             | 1               | Hydraulic Pipe - VALVE BLOCK LH2 TO LH SIDE BRUSH  |
| NI                        | 027698             | 1               | Hydraulic Pipe - VALVE BLOCK C8 TO WIDE SWEEP LIFT |

| <i>Item</i>                        | <i>Part Number</i> | <i>Quantity</i> | <i>Description</i>   |
|------------------------------------|--------------------|-----------------|--|
| <b>RUBBER HOSES L/H DRIVE M/CS</b> |                    |                 |  |
| 1                                  | 001070             | 1               | Hose 5/8" x 4350 mm (ST/90) - FAN RETURN                   |
| 2                                  | 001075             | 1               | Hose 1/2" x 500 mm (ST/90) - SAUER PUMP TO FILTER          |
| 3                                  | 001076             | 1               | Hose 1/2" x 600 mm (ST/90) - SAUER PUMP TO FILTER          |
| 4                                  | 001080             | 4               | Hose 3/8" x 1030 mm (ST/90) - L/H & R/H FRONT BRUSHES      |
| 5                                  | 001085             | 1               | Hose 3/8" x 4300 mm (ST/90) - HIGH PRESSURE TO HOSE REEL   |
| 6                                  | 001081             | 2               | Hose 3/8" x 650 mm (90/90) Rotated 90 - SIDE BRUSH         |
| 7                                  | 001083             | 1               | Hose 3/8" x 1330 mm (ST/90) - COOLING FAN MOTOR            |
| 8                                  | 001084             | 1               | Hose 3/8" x 2330 mm (ST/90) - COOLING FAN MOTOR            |
| 9                                  | 001088             | 1               | Hose 3/8" x 580 mm (ST/90) - HIGH PRESSURE FRONT SPRAY BAR |
| 10                                 | 001100             | 1               | Hose 3/16" x 460 mm (ST/90) - L/H FRONT BRUSHES            |
| 11                                 | 001101             | 2               | Hose 3/16" x 1125 mm (ST/90) - L/H & R/H FRONT BRUSHES     |
| 12                                 | 001103             | 1               | Hose 3/16" x 265 mm (ST/90) - SIDE BRUSH                   |
| 13                                 | 001103             | 1               | Hose 3/16" x 265 mm (ST/90) - WIDESWEEP LIFT               |
| 14                                 | 001105             | 1               | Hose 3/16" x 400 mm (ST/90) - SIDE BRUSH LIFT              |
| 15                                 | 001105             | 1               | Hose 3/16" x 400 mm (ST/90) -NOZZLE LIFT                   |
| 16                                 | 010980             | 1               | Hose 1/4" x 432 mm - VALVE BLOCK TO FAN PUMP               |
| 17                                 | 011307             | 1               | Hose 3/8" x 1300 mm - COOLER TO VALVE BLOCK                |
| 18                                 | 001083             | 1               | Hose 3/8" x 1330 mm (ST/90) - POWER STEERING               |
| 19                                 | 010980             | 1               | Hose 1/4" x 432 mm - HOPPER VALVE TO RAM                   |
| 20                                 | 001024             | 1               | Hose 1/4" x 770 mm - HOPPER RAM                            |
| 21                                 | 010990             | 1               | Hose 1/4" x 600 mm - HOPPER VALVE TO PIPE                  |
| 22                                 | 014157             | 1               | Hose 5/8" x 2230 mm (3/4" Ends) - FAN PUMP TO HOPPER       |
| 23                                 | 011324             | 1               | Hose 1/4" x 360 mm - GOBBLER TO STEEL PIPE                 |
| 24                                 | 001019             | 1               | Hose 3/8" x 820 mm - COOLER TO TEE ON STEEL PIPE           |
| 25                                 | 011309             | 1               | Hose 3/8" x 432 mm - HIGH PRESSURE PUMP TO RETURN MANIFOLD |

When ordering replacement parts, always give the machine's Serial Number and specify Part Number, Quantity & Description





| Item                               | Part Number | Quantity | Description  |
|------------------------------------|-------------|----------|--|
| <b>RUBBER HOSES L/H DRIVE M/CS</b> |             |          |  |
| 26                                 | 011309      | 1        | Hose 3/8" x 432 mm - H/P PUMP TO VALVE BLOCK           |
| 27                                 | 011310      | 1        | Hose 3/8" x 300 mm - TEE TO TEE RETURN MANIFOLD        |
| 28                                 | 001008      | 1        | Hose 3/8" x 650 mm - RETURN TEE TO VALVE BLOCK         |
| 29                                 | 001088      | 1        | Hose 3/8" x 580 mm - WIDESWEEP TO STEEL PIPE           |
| 30                                 | 001104      | 2        | Hose 3/16" x 795 mm (ST/90) - STEEL PIPE TO HOPPER RAM |

**NOTE:** The above hydraulic pipes are used on VM Minors incorporating Steel Pipes and the new style Valve block only, the new hoses have 90° Steel ends. The 1/4" hoses have also now changed to 3/16"

If in doubt contact the Parts Department quoting your Machine Serial number.

| Item                               | Part Number | Quantity | Description   |
|------------------------------------|-------------|----------|---|
| <b>RUBBER HOSES R/H DRIVE M/CS</b> |             |          |   |
| 1                                  | 001070      | 1        | Hose 5/8" x 4350 mm (ST/90) - FAN RETURN                      |
| 2                                  | 001075      | 1        | Hose 1/2" x 500 mm (ST/90) - SAUER PUMP TO FILTER             |
| 3                                  | 001076      | 1        | Hose 1/2" x 600 mm (ST/90) - SAUER PUMP TO FILTER             |
| 4                                  | 001080      | 4        | Hose 3/8" x 1030 mm (ST/90) - L/H & R/H FRONT BRUSHES         |
| 5                                  | 001082      | 2        | Hose 3/8" x 700 mm (90/90) Rotated 270 - SIDE BRUSH           |
| 6                                  | 001083      | 1        | Hose 3/8" x 1330 mm (ST/90) - COOLER TO VALVE BLOCK           |
| 7                                  | 001084      | 1        | Hose 3/8" x 2330 mm (ST/90) - COOLER TO GEAR PUMP             |
| 8                                  | 001085      | 1        | Hose 3/8" x 4300 mm (ST/90) - HIGH PRESSURE PUMP TO HOSE REEL |
| 9                                  | 001086      | 1        | Hose 3/8" x 1900 mm (90/90) - RESTRICTOR TO POWER STEERING    |
| 10                                 | 001089      | 1        | Hose 3/8" x 900 mm (3/8"ST x 1/2"90) - COOLER TO RETURN TEE   |
| 11                                 | 001100      | 2        | Hose 3/16" x 460 mm (ST/90) - RH FRONT BRUSH SWING IN/OUT     |
| 12                                 | 001101      | 2        | Hose 3/16" x 1125 mm (ST/90) - R/H & L/H FRONT BRUSH LIFT     |
| 13                                 | 001103      | 1        | Hose 3/16" x 265 mm (ST/90) - R/H SIDE BRUSH                  |
| 14                                 | 001105      | 1        | Hose 3/16" x 400 mm (ST/90) - R/H SIDE BRUSH                  |
| 15                                 | 011105      | 1        | Hose 3/16" x 400 mm (ST/90) - WIDE SWEEP LIFT                 |
| 16                                 | 001008      | 1        | Hose 3/8" x 400 mm - JETTER TO PRESSURE ADJUSTER              |
| 17                                 | 001008      | 2        | Hose 3/8" x 650 mm - R/H WIDESWEEP MOTOR                      |
| 18                                 | 001008      | 1        | Hose 3/8" x 650 mm - VALVE BLOCK TO RETURN TEE                |
| 19                                 | 011309      | 1        | Hose 3/8" x 432 mm - JETTER TO RETURN MANIFOLD                |
| 20                                 | 001008      | 2        | Hose 3/8" x 650 mm - JETTER TO VALVE BLOCK                    |
| 21                                 | 011310      | 1        | Hose 3/8" x 300 mm - TEE TO TEE RETURN MANIFOLD               |
| 22                                 | 010980      | 1        | Hose 1/4" x 432 mm - VALVE BLOCK TO FAN PUMP                  |
| 23                                 | 010980      | 1        | Hose 1/4" x 432 mm - S/PIPE TO GOBBLER                        |
| 24                                 | 010980      | 1        | Hose 1/4" x 432 mm - HOPPER VALVE TO S/PIPE                   |
| 25                                 | 010990      | 1        | Hose 1/4" x 600 mm - HOPPER RAM TO VALVE BLOCK                |
| 26                                 | 001024      | 1        | Hose 1/4" x 770 mm - HOPPER RAM TO S/PIPE                     |
| 27                                 | 014157      | 1        | Hose 5/8" x 2230 mm (3/4" Ends) - STEEL PIPE TO HOPPER RAM    |
| 28                                 | 001104      | 2        | Hose 3/16" x 795 mm (ST/90) - STEEL PIPE TO HOPPER RAM        |

If in doubt contact the Parts Department quoting your Machine Serial number.



When ordering replacement parts, always give the machine's Serial Number and specify Part Number, Quantity & Description



**THIS PAGE INTENTIONALLY LEFT BLANK**

When ordering replacement parts, always give the machine's Serial Number and specify Part Number, Quantity & Description

# ILLUSTRATED PARTS CATALOGUE

SCARAB VM MINOR - CANbus

---

## SECTION K ELECTRICAL SYSTEM & RELATED EQUIPMENT

### TABLE OF CONTENTS

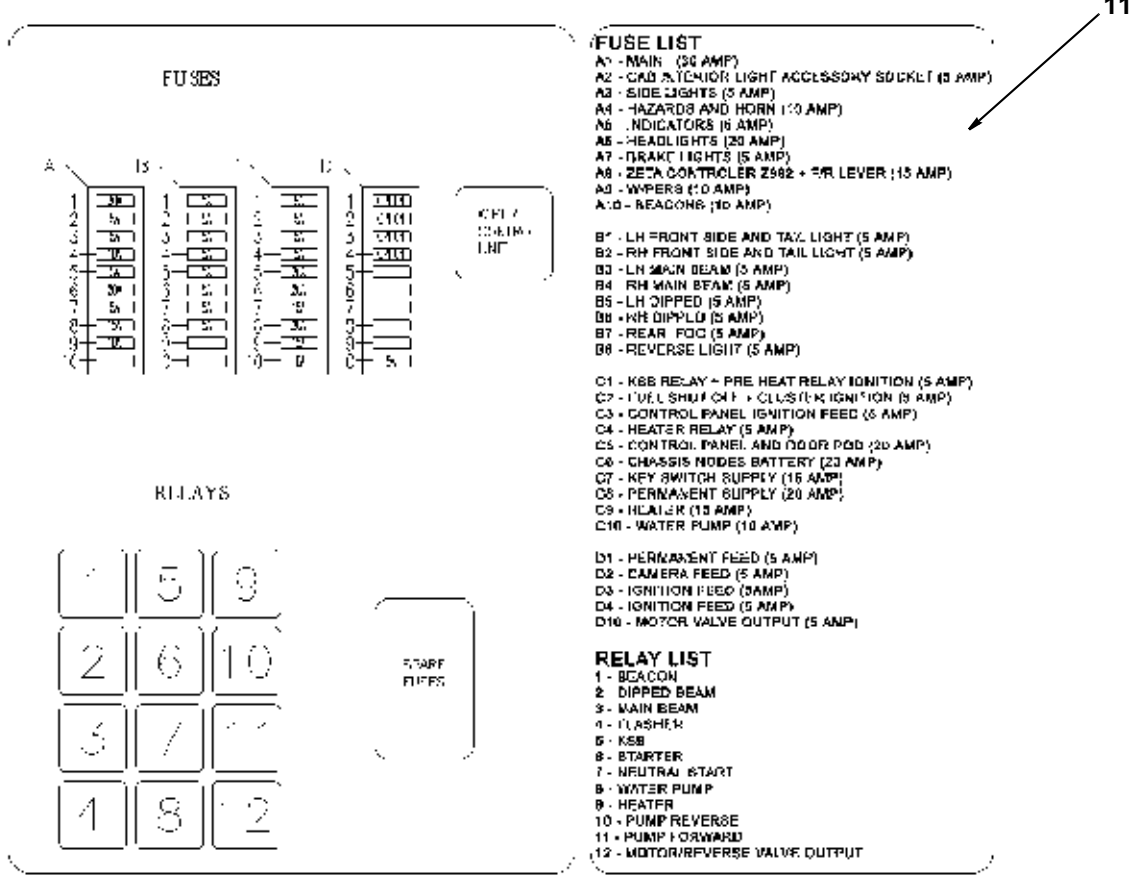

| <b>Assembly/Description</b>                      | <b>Page</b> |
|--|-------------|
| Fuse Panel Assembly & Relays. . . . .            | 1           |
| Wiring Looms Euro 3 CANbus. . . . .              | 3           |
| CANbus Components . . . . .                      | 3           |
| Cab Internal electrical components . . . . .     | 3           |
| Head Lamps - Rear Lamps & Side Markers . . . . . | 4           |
| Work Lamps - Beacons & Bulbs . . . . .           | 4           |
| Electrical Components - Gantry . . . . .         | 4           |



---

| <i>Item</i>                                   | <i>Part Number</i> | <i>Quantity</i> | <i>Description</i>                  |
|---|--------------------|-----------------|-------------------------------------|
| <b>FUSE PANEL ASSEMBLY - ASSOCIATED PARTS</b> |                    |                 |                                     |
| 1   | 031658             | 1               | Fuse Panel Frame                    |
| 2   | 014286             | 18              | 5 amp Fuse Blade                    |
| 3   | 014288             | 4               | 10 amp Fuse Blade                   |
| 4   | 014289             | 3               | 15 amp Fuse Blade                   |
| 5   | 014290             | 3               | 20 amp Fuse Blade                   |
| 6   | 014292             | 1               | 30 amp Fuse Blade                   |
| 7   | 031668             | 1               | Intermittent Wash/Wipe Control Unit |
| 8   | 011768             | 11              | Cross over Relay                    |
| 9   | 100125             | 1               | Indicator Relay                     |
| 10  | 031996             | 1               | 6 Way Fuse Holder                   |
| 11  | 032014             | 1               | LABEL - FUSE & RELAY INFORMATION    |
| NI  | 025750             | 1               | Fusebox Door Cover                  |
| NI  | 021326             | 2               | Dsuz Fastener Receptacle            |
| NI  | 021327             | 2               | Dsuz Fastener Stud                  |
| NI  | 021328             | 2               | Dsuz Fastener Retainer              |

When ordering replacement parts, always give the machine's Serial Number and specify Part Number, Quantity & Description



When ordering replacement parts, always give the machine's Serial Number and specify Part Number, Quantity & Description



| <i>Item</i>         | <i>Part Number</i> | <i>Quantity</i> | <i>Description</i>              |
|---------------------|--------------------|-----------------|---------------------------------|
| <b>WIRING LOOMS</b> |                    |                 |                                 |
| NI                  | 031403             | 1               | Wiring Loom Streetwash          |
| NI                  | 031402             | 1               | Wiring loom Towbar              |
| NI                  | 031401             | 1               | Wiring Loom HP Pump D/Pump      |
| NI                  | 031400             | 1               | Wiring loom RH Valeo Lights     |
| NI                  | 031399             | 1               | Wiring Loom LH Valeo Lights     |
| NI                  | 031398             | 1               | Wiring Loom Chassis Rear Lights |
| NI                  | 031397             | 1               | Wiring Loom B DDD Spec          |
| NI                  | 031396             | 1               | Wiring Loom B with Brush Stops  |
| NI                  | 031395             | 1               | Wiring Loom B no Brush Stops    |
| NI                  | 031394             | 1               | Wiring Loom A Hydraulics....    |
| NI                  | 031393             | 1               | Wiring Loom CAN/Power CAnbus    |
| NI                  | 031392             | 1               | Wiring Loom Drive               |
| NI                  | 031391             | 1               | Wiring Loom Engine + Battery    |
| NI                  | 031390             | 1               | Wiring Loom CAB                 |
| NI                  | 032007             | 1               | Wiring Loom Teal Hand Wash      |
| NI                  | 031885             | 1               | Wiring Sub Loom 2 Speed Wiper   |

| <i>Item</i>                         | <i>Part Number</i> | <i>Quantity</i> | <i>Description</i>                          |
|-------------------------------------|--------------------|-----------------|---|
| <b>CANbus ELECTRICAL COMPONENTS</b> |                    |                 |   |
| NI                                  | 031656             | 2               | NODE Z GA CANODE-HC-B (2 PCB) .....Page C5  |
| NI                                  | 031228             | 1               | . Support - Node                            |
| NI                                  | 031388             | 1               | Door Pod 6 Button Controller                |
| NI                                  | 031387             | 1               | Main Control 23 Button controller & display |

| <i>Item</i>                           | <i>Part Number</i> | <i>Quantity</i> | <i>Description</i>         |
|---------------------------------------|--------------------|-----------------|----------------------------|
| <b>ELECTRICAL COMPONENTS - In-Cab</b> |                    |                 |                            |
| NI                                    | 012344             | 1               | Radio                      |
| NI                                    | 031599             | 1               | Radio/CD Player            |
| NI                                    | 031745             | 1               | Speakers Flush type        |
| NI                                    | 013749             | 1               | Interior light             |
| NI                                    | 028108             | 1               | Mobile phone charger plug  |
| NI                                    | 013239             | 4               | Pilot lamps (Dash board)   |
| NI                                    | 023171             | 1               | LED 12v Red (Dash board)   |
| NI                                    | 023172             | 1               | LED 12v Green (Dash board) |
| NI                                    | 031740             | 1               | Wiper Motor 2 Speed LHD    |
| NI                                    | 031741             | 1               | Wiper Motor 2 Speed RHD    |

When ordering replacement parts, always give the machine's Serial Number and specify Part Number, Quantity & Description



| <i>Item</i>  | <i>Part Number</i> | <i>Quantity</i> | <i>Description</i>                           |
|--|--------------------|-----------------|--|
| <b>ELECTRICAL COMPONENTS - Head/Rear Lamps &amp; Marker Lights</b> |                    |                 |  |
| NI   | 025506             | 1               | Headlamp left hand - Left hand DIP. U.K      |
| NI   | 025504             | 1               | Headlamp left hand - Right hand DIP. Europe  |
| NI   | 025507             | 1               | Headlamp right hand - Left hand DIP. U.K     |
| NI   | 025505             | 1               | Headlamp right hand - Right hand DIP. Europe |
| NI   | 011498             | As Req          | . Headlamp Main, Spare bulb 12v 55w          |
| NI   | 011499             | As Req          | . Headlamp Dip, Spare bulb 12v 55w           |
| NI   | 011500             | As Req          | . Headlamp Sidelight, Spare bulb 12v 4w      |
| NI   | 028191             | 1               | Bulb Kit ( <b>France only</b> )              |
| NI   | 030669             | 1               | Rear Lamp RH                                 |
| NI   | 014338             | 1               | . Lens, rear lamp RH                         |
| NI   | 014677             | 1               | . . Socket, connector                        |
| NI   | 030668             | 1               | Rear Lamp LH                                 |
| NI   | 014337             | 1               | . Lens, rear lamp LH                         |
| NI   | 014677             | 1               | . . Socket, connector                        |
| NI   | 013748             | 2               | Indicator, Side marker lamp                  |

| <i>Item</i>   | <i>Part Number</i> | <i>Quantity</i> | <i>Description</i>        |
|---|--------------------|-----------------|---------------------------|
| <b>ELECTRICAL COMPONENTS - Work Lamps, Beacons &amp; Light bars</b> |                    |                 |                           |
| NI  | 028599             | As Req          | Work Lamp 55 w            |
| NI  | 004232             | As Req          | . Bulb                    |
| NI  | 004231             | As Req          | . . Plug & terminals      |
| NI  | 004055             | As Req          | . . Rubber boot           |
| NI  | 010304             | 1               | Beacon 12v                |
| NI  | 011496             | As Req          | . Bulb, spare, LLB 448    |
| NI  | 022097             | As Req          | . Lens, spare             |
| NI  | 010297             | 1               | . Bracket, beacon 010304  |
| NI  | 031209             | 1               | Beacon LED Amber Flashing |
| NI  | 024173             | 1               | Beacon bar 33"            |
| NI  | 028552             | 1               | Light bar 20"             |

| <i>Item</i>                           | <i>Part Number</i> | <i>Quantity</i> | <i>Description</i>      |
|---------------------------------------|--------------------|-----------------|-------------------------|
| <b>ELECTRICAL COMPONENTS - Gantry</b> |                    |                 |                         |
| NI                                    | 027898             | 1               | Battery 12 v 90AH UK017 |

When ordering replacement parts, always give the machine's Serial Number and specify Part Number, Quantity & Description



**THIS PAGE INTENTIONALLY LEFT BLANK**

When ordering replacement parts, always give the machine's Serial Number and specify Part Number, Quantity & Description



# ILLUSTRATED PARTS CATALOGUE

SCARAB VM MINOR

---

## SECTION L OPTIONAL EQUIPMENT

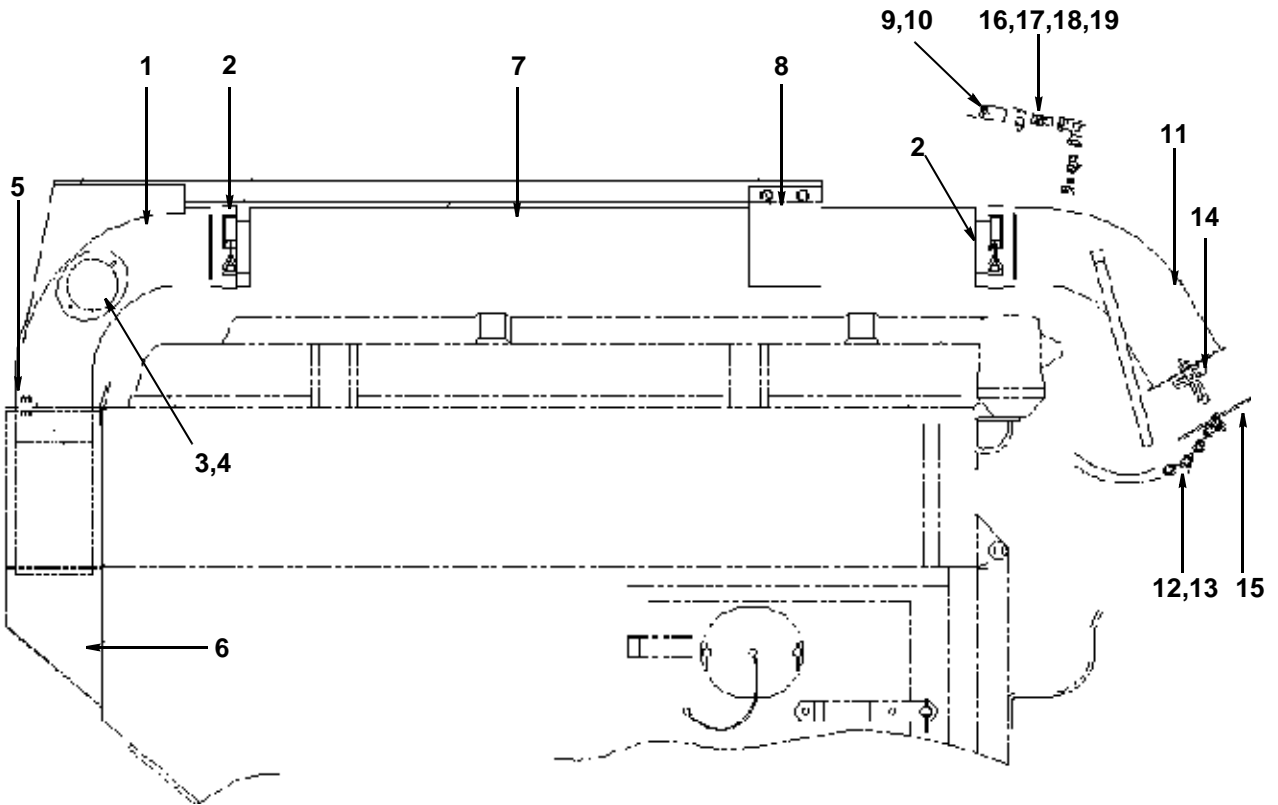
### TABLE OF CONTENTS

| <b>Assembly/Description</b>                             | <b>Page</b> |
|---|-------------|
| Overhead Boom Assembly . . . . .                        | 1           |
| Spare Wheel & Carrier Assembly . . . . .                | 3           |
| Fan Cleaning Jet Assembly . . . . .                     | 5           |
| Streetwash Spray Bar Assembly . . . . .                 | 7           |
| Streetwash Control Valve Assembly . . . . .             | 9           |
| Streetwash Diverter Valve Assembly . . . . .            | 11          |
| Dual Sweep - Auto Flap Control Valve Assembly . . . . . | 11          |
| Water Bag Assembly . . . . .                            | 13          |
| Hydrant Kit & Mounting . . . . .                        | 15          |
| Hydrant Filler Assembly . . . . .                       | 15          |
| Assembly Basic Load Sensor . . . . .                    | 17          |
| Air Conditioning . . . . .                              | 17          |



| <i>Item</i>                            | <i>Part Number</i> | <i>Quantity</i> | <i>Description</i>         |
|--|--------------------|-----------------|----------------------------|
| <b>OVERHEAD BOOM ASSEMBLY - OPTION</b> |                    |                 |                            |
| 1                                      | 026089             | 1               | Support elbow              |
| 2                                      | 011808             | 1               | . Clip                     |
| 3                                      | 010746             | 1               | Cover, elbow               |
| 4                                      | 011079             | 2               | . Wing nut                 |
| 5                                      | 011697             | 2               | Clamp                      |
| 6                                      | 026090             | 1               | Housing                    |
| 7                                      | 020284             | 1               | Ali suction tube 1560mm Lg |
| 8                                      | 023493             | 1               | . Strap, suction tube      |
| 9                                      | 010950             | 1               | Hose 3/8" black            |
| 10                                     | 010516             | 2               | . Jubilee clip             |
| 11                                     | 026088             | 1               | Elbow                      |
| 12                                     | 010526             | 1               | Chain                      |
| 13                                     | 013577             | 1               | . Spring clip              |
| 14                                     | 012253             | 2               | Antiluce small             |
| 15                                     | 012486             | 1               | Cap plate                  |
| 16                                     | 010112             | 1               | Nozzle                     |
| 17                                     | 012926             | 1               | . Spray jet                |
| 18                                     | 010922             | 1               | . Hosetail 1/4" x 3/8" Bsp |
| 19                                     | 010928             | 1               | . Brass Nut 3/8"           |
| NI                                     | 010526             | 0.50            | Chain Link small           |

When ordering replacement parts, always give the machine's Serial Number and specify Part Number, Quantity & Description



**OVERHEAD BOOM ASSEMBLY**

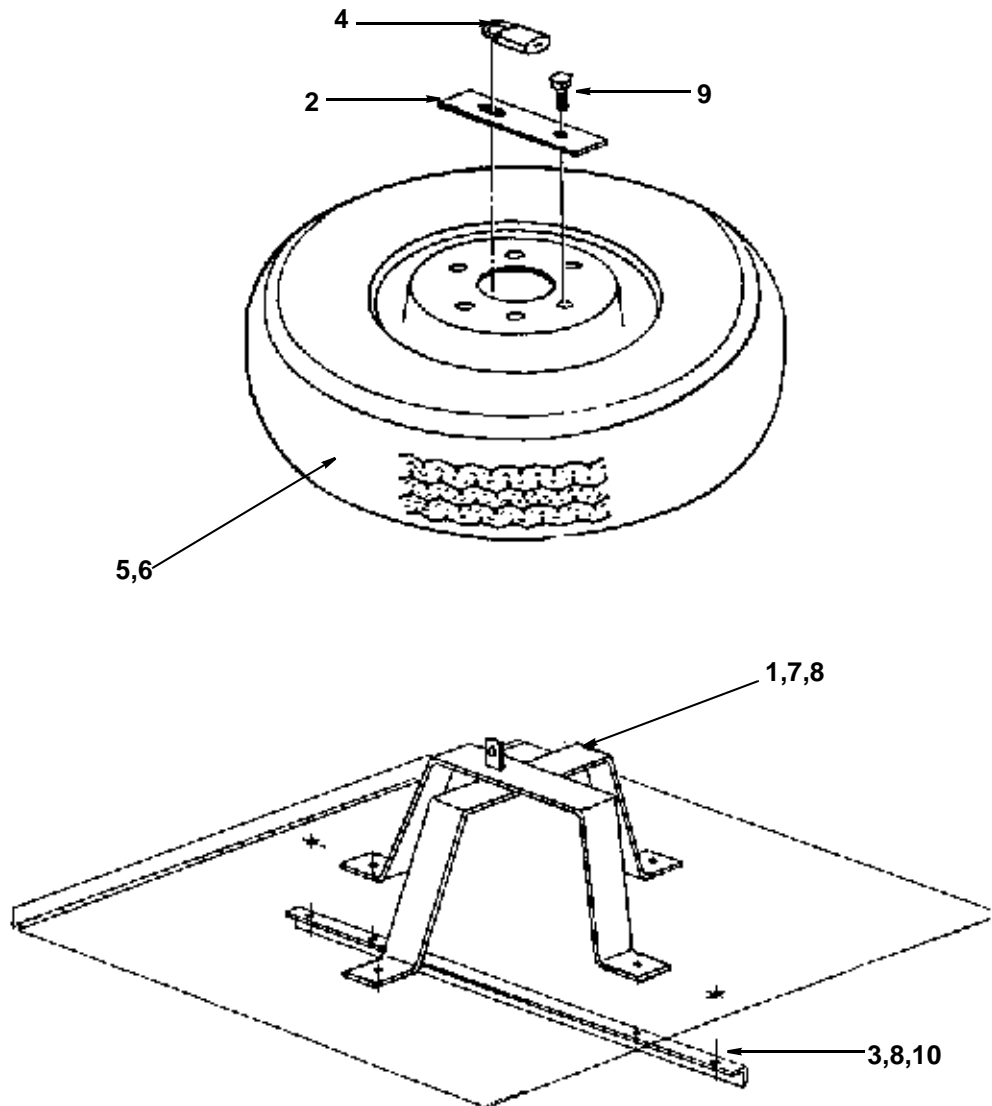
When ordering replacement parts, always give the machine's Serial Number and specify Part Number, Quantity & Description





| <i>Item</i>  | <i>Part Number</i> | <i>Quantity</i> | <i>Description</i>         |
|--|--------------------|-----------------|----------------------------|
| <b>SPARE WHEEL &amp; CARRIER ASSEMBLY - OPTION</b> |                    |                 |                            |
| 1  | 014733             | 1               | Spare wheel carrier        |
| NI   | 021874             | 1               | Spare wheel carrier (Boom) |
| 2  | 014734             | 1               | Lock strap                 |
| 3  | 014735             | 1               | Stiffener                  |
| 4  | 014746             | 1               | Padlock 50mm               |
| 5  | 014609             | 1               | Wheel Rim                  |
| 6  | 013463             | 1               | Tyre 195R 14C              |
| 7  | 011031             | 4               | Bolt, hex, M10 x 25mm long |
| 8  | 011075             | 6               | Nut M10                    |
| 9  | 000024             | 1               | Bolt, hex, M12 x 50mm long |
| 10   | 011030             | 6               | Bolt, hex, M10 x 20mm long |

When ordering replacement parts, always give the machine's Serial Number and specify Part Number, Quantity & Description



**SPARE WHEEL & CARRIER ASSEMBLY**

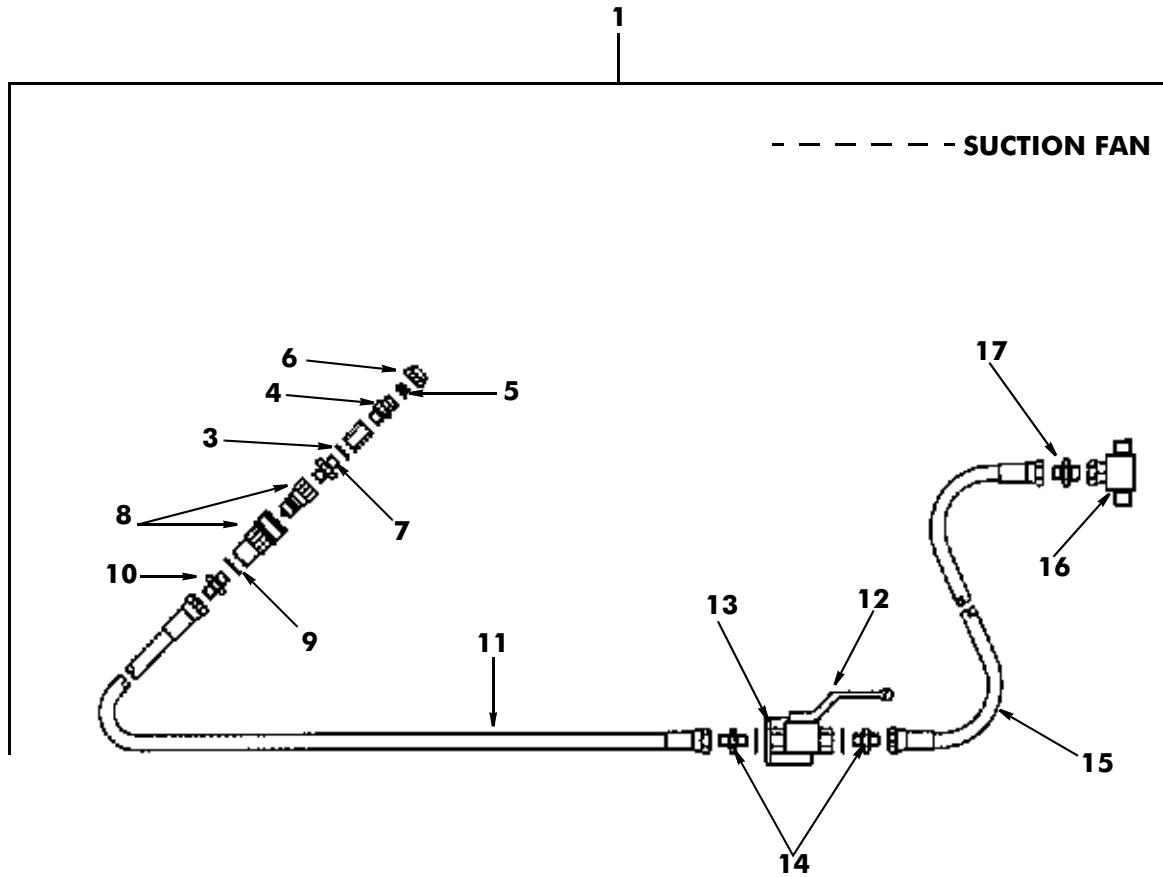


When ordering replacement parts, always give the machine's Serial Number and specify Part Number, Quantity & Description



| <i>Item</i>                               | <i>Part Number</i> | <i>Quantity</i> | <i>Description</i>  |
|---|--------------------|-----------------|---|
| <b>FAN CLEANING JET ASSEMBLY - OPTION</b> |                    |                 |   |
| 1   | 025399             | 1               | . Fan cleaning jet, complete assembly (Comprising Items 2 to 17)        |
| 2   | 025405             | 1               | .. Cover plate, fan housing with adaptor (fitted until 6/02 see *)      |
| 2   | 027925             | 1               | .. Cover plate, fan housing<br>(fitted from 6/02 *not inter-changeable) |
| 3   | 011152             | 1               | ... 1/4" Dowty Seal   |
| 4   | 010112             | 1               | ... Nozzle adaptor  |
| 5   | 012926             | 1               | .... Jet  |
| 6   | 010928             | 1               | .... Nut  |
| 7   | 011158             | 1               | ... 1/4" M/M Adaptor  |
| 8   | 012985             | 1               | .. Coupling, quick-release 1/4"   |
| 9   | 011152             | 1               | ... 1/4" Dowty Seal   |
| 10  | 011158             | 1               | ... 1/4" M/M Adaptor  |
| 11  | 001002             | 1               | . Hose 1/4" x 2150 mm long  |
| 12  | 011257             | 1               | . Ball Valve 1/4" x 1/4"  |
| 13  | 012548             | 1               | .. Angle Bracket  |
| 14  | 011158             | 2               | .. 1/4" M/M Adaptor   |
| 15  | 001027             | 1               | . Hose 1/4" x 1270 mm long  |
| 16  | 011183             | 1               | . 1/2" Tee  |
| 17  | 011165             | 1               | .. 1/2" x 1/4" M/M Adaptor  |

When ordering replacement parts, always give the machine's Serial Number and specify Part Number, Quantity & Description



FAN CLEANING JET ASSEMBLY

When ordering replacement parts, always give the machine's Serial Number and specify Part Number, Quantity & Description




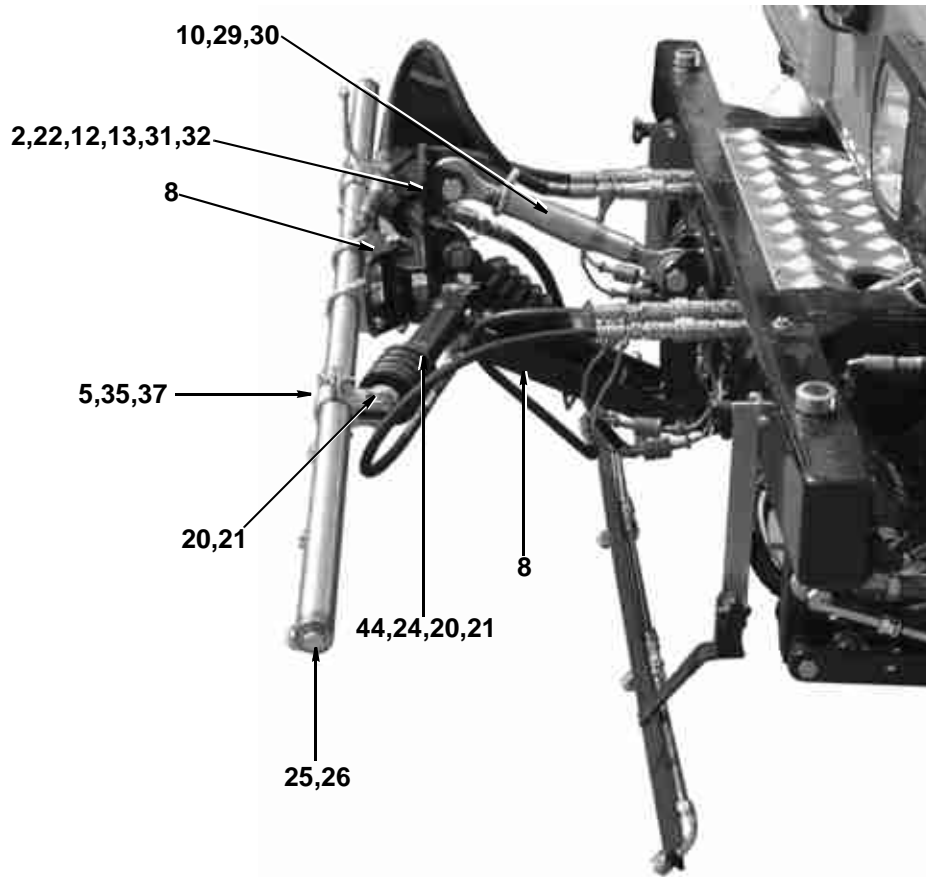


| <i>Item</i> | <i>Part Number</i> | <i>Quantity</i> | <i>Description</i>                              |
|-------------|--------------------|-----------------|---|
|             | <b>026689</b>      |                 | <b>STREETWASHER SPRAY BAR ASSEMBLY - OPTION</b> |
| 1           | 014977             | 1               | Spraybar  |
| 2           | 014978             | 1               | Swivel bracket                                  |
| 3           | 014979             | 1               | Mounting plate                                  |
| 4           | 014981             | 2               | Ram pivot                                       |
| 5           | 014982             | 2               | Clamp   |
| 6           | 014983             | 2               | U clamp, 1 1/2"                                 |
| 7           | 012973             | 1               | Ram, hydraulic, No 1                            |
| 8           | 014984             | 1               | Pivot bracket                                   |
| 9           | 013495             | 1               | Link, lower                                     |
| 10          | 013011             | 1               | Top link  |
| 11          | 014988             | 1               | Coupling bracket                                |
| 12          | 013491             | 3               | Sleeve  |
| 13          | 013488             | 6               | Bush  |
| 14          | 010112             | 9               | Spray nozzle                                    |
| 15          | 020027             | 9               | Spray jet                                       |
| 16          | 010980             | 1               | Hose 1/4" x 432mm long                          |
| 17          | 010990             | 1               | Hose 1/4" x 600mm long                          |
| 18          | 010980             | 1               | Hose 1/4" x 432mm long                          |
| 19          | 011308             | 1               | Hose 3/8" x 500mm long                          |
| 20          | 010067             | 6               | Pin 20 x 50                                     |
| 21          | 011122             | 12              | Split pin, 3/16" x 1 1/2"                       |
| 22          | 010901             | 3               | Grease nipple                                   |
| 23          | 011171             | 3               | Swivel elbow 1/4" BSP M/F                       |
| 24          | 012539             | 3               | Restrictor No5                                  |
| 25          | 011241             | 2               | Plug 1/4" BSP                                   |
| 26          | 011152             | 5               | Seal, dowty, 1/4" BSP                           |
| 27          | 012983             | 4               | Coupling, quick release 3/8" BSP                |
| 28          | 002008             | 4               | Bulkhead adaptor, 3/8" BSP                      |
| 29          | 011140             | 2               | Bolt, hex, M18 x 90mm long                      |
| 30          | 011139             | 2               | Nut, M18  |
| 31          | 011259             | 3               | Bolt, hex, M12 x 130mm long                     |
| 32          | 011077             | 3               | Nut, M12  |
| 33          | 011031             | 4               | Bolt, hex, M10 x 25mm long                      |
| 34          | 011075             | 4               | Nut, M10  |
| 35          | 011010             | 6               | Bolt, hex, M8 x 20mm long                       |
| 36          | 011073             | 2               | Nut, M8   |
| 37          | 011093             | 4               | Washer, spring, M8                              |
| 38          | 011199             | 8               | Adaptor, 1/4" x 3/8" BSP                        |
| 39          | 011153             | 8               | Seal, dowty, 3/8" BSP                           |
| 40          | 014998             | 4               | Blanking cap                                    |
| 41          | 014999             | 4               | Blanking plug                                   |
| 42          | 012253             | 4               | Antiluce, small                                 |
| 43          | 011159             | 1               | Adapter, 3/8" BSP equal                         |
| 44          | 012974             | 2               | Ram No2   |
| 45          | 011257             | 1               | Ball valve 1/4" BSP                             |

**NOTE:** CONTROL VALVE FOR STREETWASH SPRAY BAR SEE L9

When ordering replacement parts, always give the machine's Serial Number and specify Part Number, Quantity & Description





**STREETWASH SPRAY BAR ASSEMBLY**

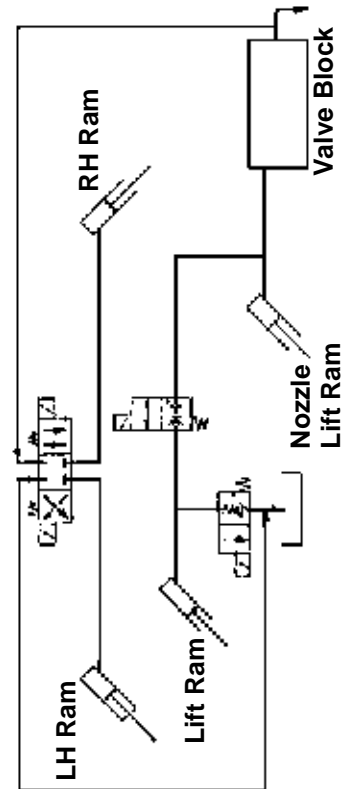
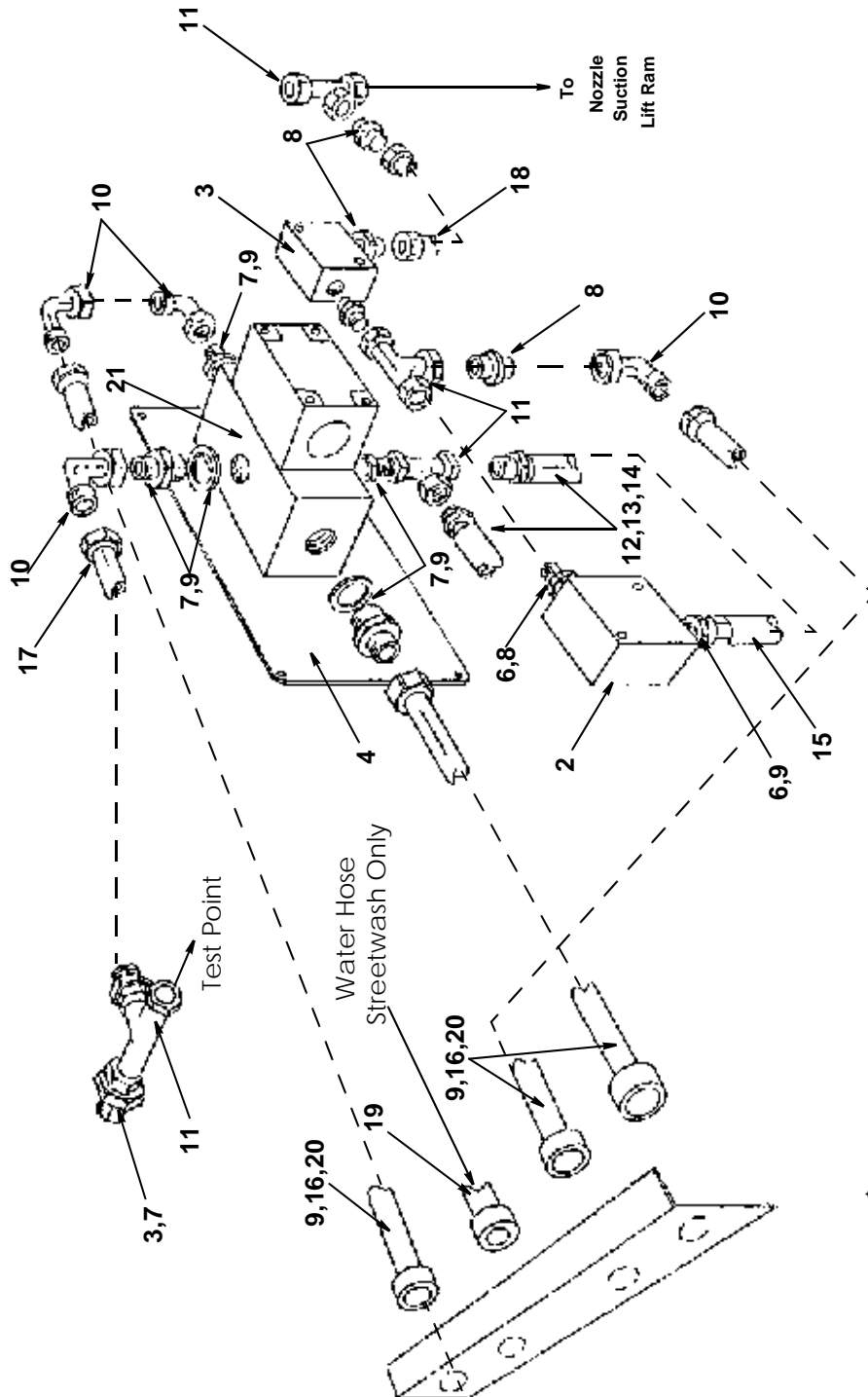
When ordering replacement parts, always give the machine's Serial Number and specify Part Number, Quantity & Description





| <i>Item</i>  | <i>Part Number</i> | <i>Quantity</i> | <i>Description</i>                                 |
|--|--------------------|-----------------|--|
| <b>CONTROL VALVE ASSEMBLY - STREET WASH KIT (OPTION)</b> |                    |                 |  |
| 1  | 020380             | 1               | Front mount hydraulics assembly (left hand drive)  |
| 1  | 020381             | 1               | Front mount hydraulics assembly (right hand drive) |
| 2  | 012582             | 2               | . Valve solenoid, 12 Volt                          |
| 3  | 012874             | 1               | . Valve solenoid, 12 Volt                          |
| 4  | 020116             | 1               | . Mounting plate                                   |
|  | 011006             | 4               | . . Cap screw, M6 x 70 mm long                     |
|  | 011070             | 8               | . . Nut, hex, M6                                   |
|  | 011014             | 4               | . . Bolt, hex hd, M8 x 40 mm long                  |
|  | 011072             | 4               | . . Nut, hex, M8                                   |
|  | 011003             | 4               | . . Bolt, hex hd, M6 x 50 mm                       |
|  | 000028             | 3               | . . Screw, frd hd, 2BA x 1/2"                      |
|  | 011078             | 3               | . . Nut, hex, 2BA                                  |
| 5  | 014025             | 12              | . . Spacer   |
| 6  | 011152             | 2               | . Seal, Dowty 1/4" BSP                             |
| 7  | 011153             | 7               | . Seal, Dowty 3/8" BSP                             |
| 8  | 011158             | 2               | . Adaptor, equal, 1/4" BSP                         |
| 9  | 011199             | 8               | . Adaptor, 1/4" x 3/8" BSP                         |
| 10   | 011171             | 4               | . Elbow, swivel, M/F, 1/4" BSP                     |
| 11   | 002005             | 4               | . Tee, 1/4" BSP, N/N/N                             |
| 12   | 010958             | 2.0 m           | . 3/8" Fuel hose                                   |
| 13   | 010516             | 4               | . . Jubilee clip                                   |
| 14   | 010922             | 2               | . Hosetail, 1/4" BSP x 3/8"                        |
| 15   | 010921             | 1               | . Hosetail   |
| 16   | 010984             | 3               | . Hose assembly, 1/4" BSP x 2972mm                 |
| 17   | 011317             | 1               | . Hose assembly, 1/4" BSP x 295mm                  |
| 18   | 010982             | 1               | . Hose assembly, 1/4" BSP x 1168mm                 |
| 19   | 011302             | 1               | . Hose assembly, 3/8" BSP x 2972mm                 |
| 20   | 011214             | 3               | . Adaptor, F/F 3/8" BSP                            |
| 21   | 023810             | 1               | . Valve assembly "E" Spool                         |
| NI   | 023569             | 1               | . . Contol valve "E" Spool                         |
| NI   | 021505             | 1               | . . Cetop Subplate                                 |
| NI   | 010112             | 1               | . Nozzle, brass                                    |

When ordering replacement parts, always give the machine's Serial Number and specify Part Number, Quantity & Description



**CONTROL VALVE ASSEMBLY**  
Mounted on side of chassis.

When ordering replacement parts, always give the machine's Serial Number and specify Part Number, Quantity & Description




| <b>Item</b> | <b>Part Number</b> | <b>Quantity</b> | <b>Description</b>                         |
|-------------|--------------------|-----------------|--|
|             | <b>031369</b>      |                 | <b>SWEEP WASH DIVERTER VALVE ASSEMBLY</b>  |
| 1           | 020875             | 1               | Sweep & Wash valve assembly                |
| 2           | 021810             | 1               | . Bracket mounting                         |
| 3           | 011167             | 1               | . Adaptor 1/2 X 3/8" BSP                   |
| 4           | 021505             | 1               | . Cetop subplate                           |
| 5           | 023567             | 1               | . Control valve, JA spool-one s            |
| 6           | 000137             | 4               | . Capscrew, skt hd, M5 x 50 mm long        |
| 7           | 011159             | 2               | . Adaptor, 3/8" BSP                        |
| 8           | 011172             | 2               | . Elbow, swivel, 3/8" BSP                  |
| 9           | 011153             | 4               | . Seal, Dowty 3/8" BSP                     |
| 10          | 011242             | 1               | . Plug 3/8" BSP                            |
| 11          | 011234             | 1               | . Hose elbow 1/2" BSP TO 5/8"              |
| 12          | 011071             | 4               | . Nut, M6, Nyloc                           |
| 13          | 000137             | 4               | . Capscrew, skt hd, M5 x 50 mm long        |
| 14          | 001090             | 1               | . Hose 3/8" X 880 mm long (90 X 90) Rotate |


| <b>Item</b> | <b>Part Number</b> | <b>Quantity</b> | <b>Description</b>               |
|-------------|--------------------|-----------------|----------------------------------|
|             | <b>024561</b>      |                 | <b>AUTOBLANKING FLAP VALVE</b>   |
| 1           | 023578             | 2               | Control Valve D Spool 12 V       |
| 2           | 021505             | 2               | Cetop Subplate                   |
| 3           | 000137             | 8               | Capscrew, skt M5 x 50 mm long    |
| 4           | 021810             | 1               | Mounting bracket                 |
| 5           | 011199             | 6               | Adapter 3/8" x 1/4"              |
| 6           | 011153             | 2               | Dowty Seal 3/8" BSP              |
| 7           | 011159             | 2               | Adapter 3/8"                     |
| 8           | 000037             | 4               | Socket Cap Screw M6 x 40 mm long |
| 9           | 011071             | 4               | Nut, Nyloc M6                    |
| 10          | 011172             | 2               | Swivel Elbow 3/8" BSP            |
| 11          | 011171             | 2               | Swivel Elbow 1/4" BSP            |
| 12          | 001107             | 2               | Hose 1/4" x 1300 mm              |

} Complete Assy 023820 x 2

When ordering replacement parts, always give the machine's Serial Number and specify Part Number, Quantity & Description



**SWEEP WASH VALVE ASSEMBLY**  
Mounted near trunnion ram (lo tip)



**CONTROL VALVE - AIR FLAPS (AUTOBLANKING)**  
Mounted near rear mudguard stay



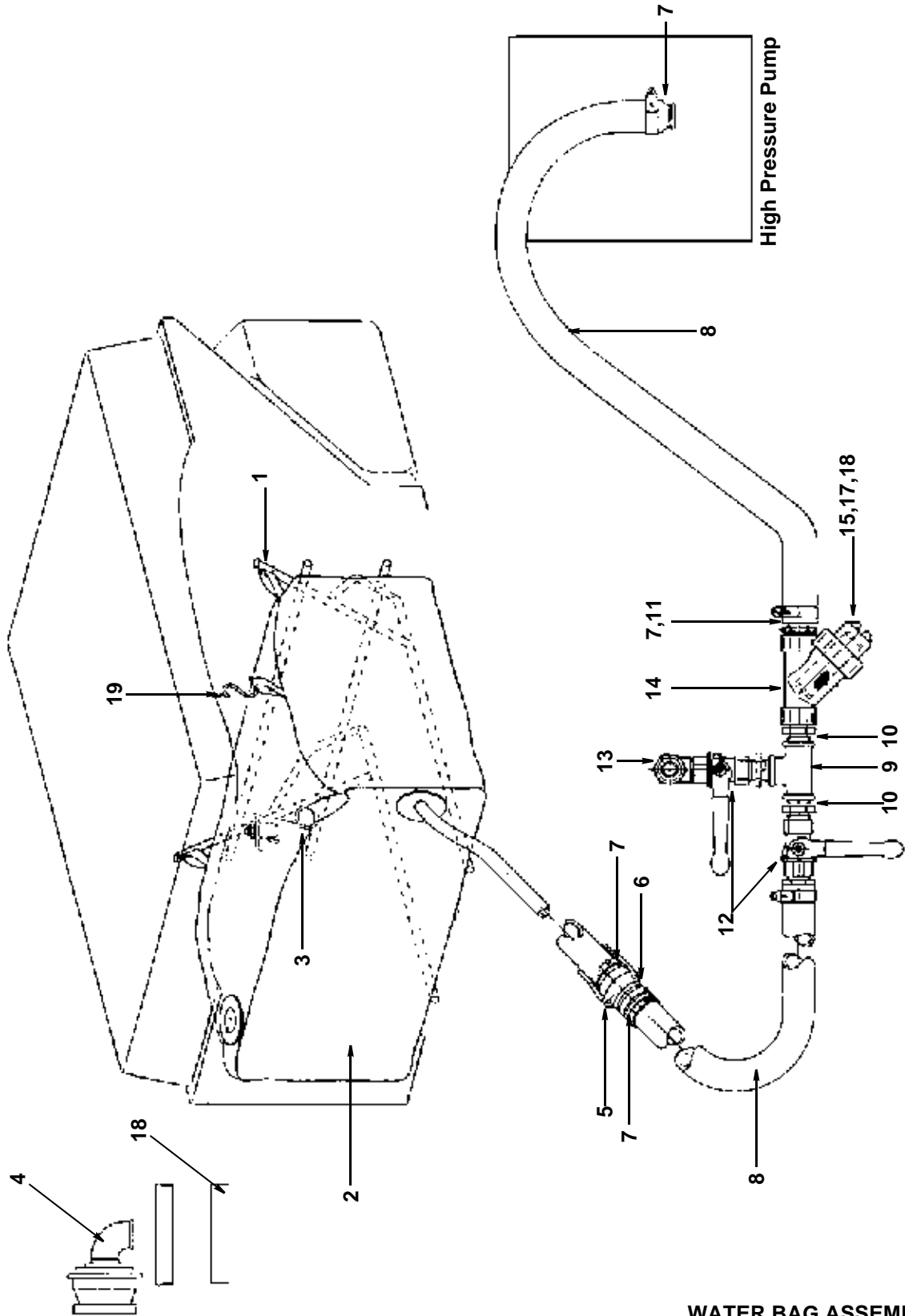
When ordering replacement parts, always give the machine's Serial Number and specify Part Number, Quantity & Description



| <i>Item</i>                                | <i>Part Number</i> | <i>Quantity</i> | <i>Description</i>               |
|--|--------------------|-----------------|----------------------------------|
| <b>WATER BAG LOW TIP ASSEMBLY - OPTION</b> |                    |                 |                                  |
| 1  | 014859             | 1               | Frame, Low tip                   |
| 2  | 014865             | 1               | Water bag                        |
| 3  | 014864             | 4               | Hook                             |
| 4  | 013820             | 1               | HYDRANT FILLER ..... Page L15    |
| 5  | 014749             | 1               | Hose Coupling, Female            |
| 6  | 014789             | 1               | Hose Coupling, Male              |
| 7  | 010518             | 5               | Jubilee clip No1x (40)           |
| 8  | 010959             | 3.00m           | Hose 1"                          |
| 9  | 010919             | 1               | Tee piece, 3/4" BSP              |
| 10   | 011161             | 3               | Adapter, 3/4" BSP                |
| 11   | 010931             | 2               | Hose tail, 3/4" x 1" BSP         |
| 12   | 013757             | 2               | Valve, ball, 3/4" BSP            |
| 13   | 011174             | 1               | Elbow, swivel, 3/4" BSP          |
| 14   | 025290             | 1               | Filter assembly, water, 3/4" BSP |
| 15   | 021223             | 1               | . Strainer, water filter         |
| 16   | 013661             | 1               | Filler cap                       |
| 17   | 021222             | 1               | Cap for water filter             |
| 18   | 021221             | 1               | O-Ring for water filter          |
| 19   | 020313             | 2               | Hook                             |

| <i>Item</i>                        | <i>Part Number</i> | <i>Quantity</i> | <i>Description</i>               |
|------------------------------------|--------------------|-----------------|----------------------------------|
| <b>WATER BAG HIGH TIP ASSEMBLY</b> |                    |                 |                                  |
| 1                                  | 014444             | 1               | Frame, High tip                  |
| 2                                  | 014865             | 1               | Water bag                        |
| 3                                  | 014417             | 2               | Hook                             |
| 4                                  | 013820             | 1               | Hydrant filler                   |
| 5                                  | 014749             | 1               | Hose coupling, Female            |
| 6                                  | 014789             | 1               | Hose coupling, Male              |
| 7                                  | 010518             | 5               | Jubilee clip No1x (40)           |
| 8                                  | 010959             | 3.00m           | Hose 1"                          |
| 9                                  | 010919             | 1               | Tee piece, 3/4" BSP              |
| 10                                 | 011161             | 3               | Adapter, 3/4" BSP                |
| 11                                 | 010931             | 2               | Hose tail, 3/4" x 1" BSP         |
| 12                                 | 013757             | 2               | Valve, ball, 3/4" BSP            |
| 13                                 | 011174             | 1               | Elbow, swivel, 3/4" BSP          |
| 14                                 | 025290             | 1               | Filter assembly, water, 3/4" BSP |
| 15                                 | 021223             | 1               | . Strainer, water filter         |
| 16                                 | 013661             | 1               | Filler cap                       |
| 17                                 | 021222             | 1               | Cap, water filter                |
| 18                                 | 021221             | 1               | O-Ring, water filter             |
| 19                                 | 020313             | 2               | Hook                             |

When ordering replacement parts, always give the machine's Serial Number and specify Part Number, Quantity & Description



**WATER BAG ASSEMBLY**

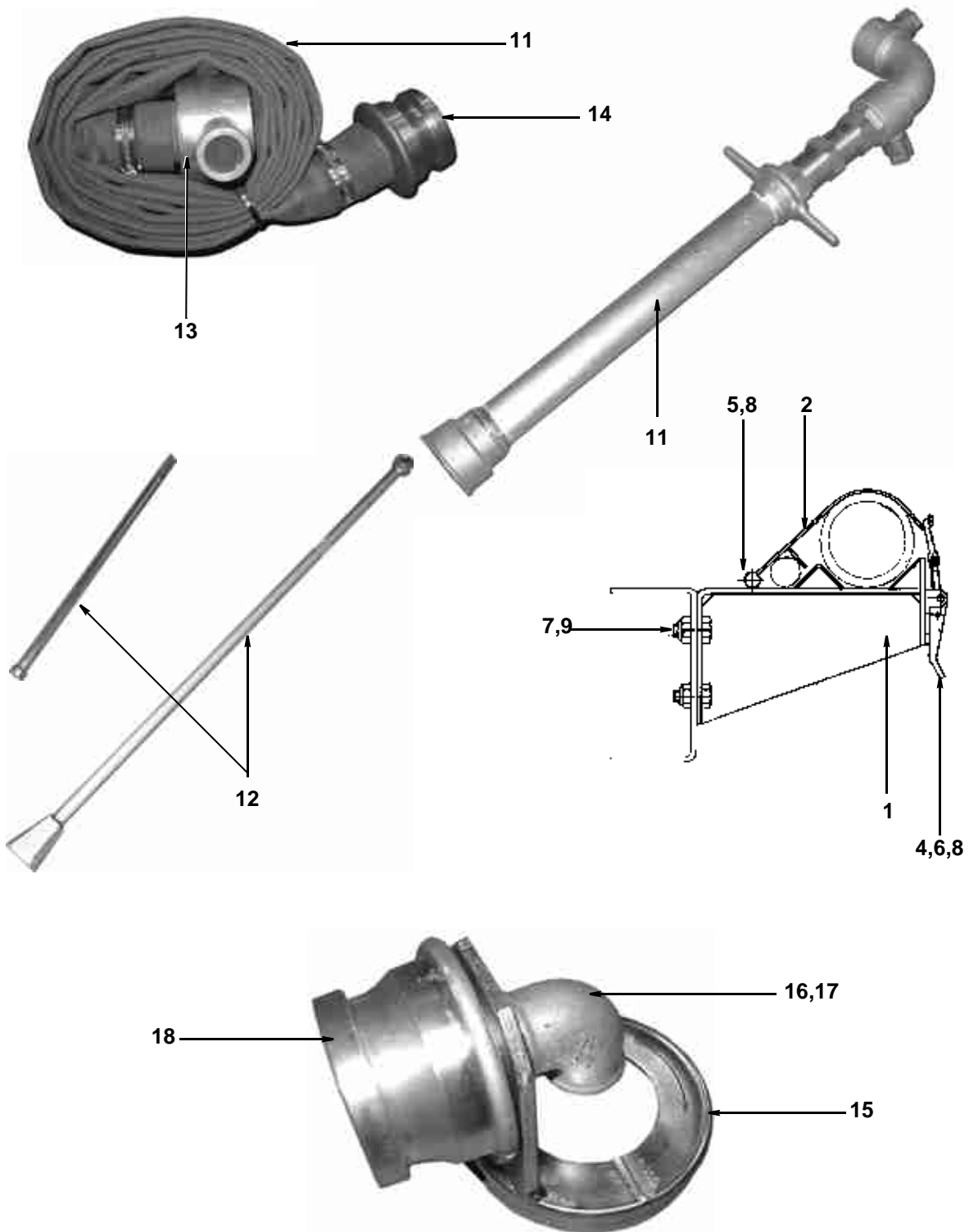
When ordering replacement parts, always give the machine's Serial Number and specify Part Number, Quantity & Description



| <i>Item</i>                               | <i>Part Number</i> | <i>Quantity</i> | <i>Description</i>          |
|---|--------------------|-----------------|-----------------------------|
| <b>HYDRANT PARTS &amp; MOUNTING ITEMS</b> |                    |                 |                             |
| 1   | 020484             | 2               | Bracket, Standpipe mounting |
| 2   | 020483             | 2               | Strap, Standpipe mounting   |
| 3   | 013506             | 1               | Pin                         |
| 4   | 010509             | 2               | Catch                       |
| 5   | 000021             | 2               | Bolt, hex, M6 x 40 mm long  |
| 6   | 011002             | 4               | Screw M6 x 16 mm long       |
| 7   | 011010             | 4               | Bolt, hex, M8 x 20 mm long  |
| 8   | 011071             | 6               | Nut, hex, M6                |
| 9   | 011073             | 5               | Nut, hex, M8                |
| 10  | 014547             | 1               | Hydrant hose                |
| 11  | 014544             | 1               | Hydrant Standpipe           |
| 12  | 014545             | 1               | Hydrant Key & Bar           |
| 13  | 013171             | 1               | Hydrant Hosetail            |
| 14  | 014546             | 1               | Hydrant Male Inst           |
| 15  | 013840             | 1               | Filler Cap assy             |
| 16  | 010918             | 1               | Elbow, 3/4"                 |
| 17  | 011104             | 1               | Washer, plain, 1"           |
| 18  | 013169             | 1               | Hydrant thread adaptor      |

When ordering replacement parts, always give the machine's Serial Number and specify Part Number, Quantity & Description





**HYDRANT MOUNTING PARTS & MOUNTING ITEMS**

When ordering replacement parts, always give the machine's Serial Number and specify Part Number, Quantity & Description



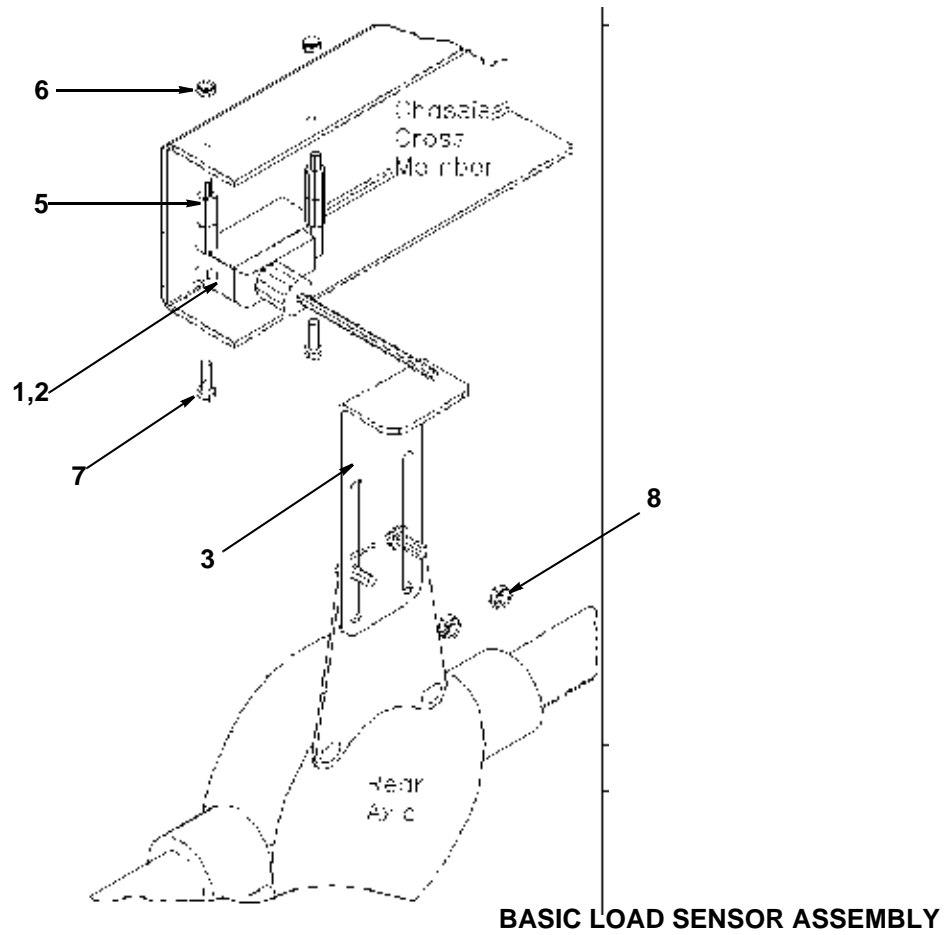




| <i>Item</i> | <i>Part Number</i> | <i>Quantity</i> | <i>Description</i>                         |
|-------------|--------------------|-----------------|--|
|             | <b>031374</b>      |                 | <b>ASSEMBLY BASIC LOAD SENSOR - OPTION</b> |
| 1           | 024064             | 1               | Wobble stick                               |
| 2           | 024065             | 1               | . Cable gland                              |
| 3           | 024066             | 1               | . Adjuster bracket                         |
| 4           | 028443             | 1               | . Bracket load sensor                      |
| 5           | 025720             | 4               | . Insulated earth post                     |
| 6           | 011071             | 2               | . Nut, hex, M6                             |
| 7           | 000021             | 2               | . Bolt, M6 x 40 mm long                    |
| 8           | 011073             | 2               | . Nut, hex, M8                             |
| NI          | 031649             | 1               | Wiring Loom, Load Indicator                |

| <i>Item</i> | <i>Part Number</i> | <i>Quantity</i> | <i>Description</i>                             |
|-------------|--------------------|-----------------|--|
|             | <b>031776</b>      |                 | <b>AIR CONDITIONING OPTION</b>                 |
| 1           | 030569             | 1               | COMPRESSOR (ENGINE) ..... Page A1              |
| 2           | 028977             | 1               | Condensor/Radiator (Mounted on Cooler)         |
| NI          | 026241             | 1               | . Bracket/Support Condensor                    |
| 3           | 028976             | 1               | Receiver Drier / Black Can (Mounted on Gantry) |
| NI          | 031633             | 1               | CONTROL UNIT (CAB) ..... Page E5               |
| NI          | 027009             | 1               | Wiring Loom                                    |

When ordering replacement parts, always give the machine's Serial Number and specify Part Number, Quantity & Description



**AIR CONDITIONING OPTION**

When ordering replacement parts, always give the machine's Serial Number and specify Part Number, Quantity & Description





**THIS PAGE INTENTIONALLY LEFT BLANK**

When ordering replacement parts, always give the machine's Serial Number and specify Part Number, Quantity & Description

**ILLUSTRATED PARTS CATALOGUE**

**SCARAB VM MINOR - CANbus**

---

**MULTILINGUAL GLOSSARY  
of  
DESCRIPTIONS & TERMINOLOGY  
used in this  
PARTS CATALOGUE**



| <b>ENGLISH</b>         | <b>FRANCAIS</b>              | <b>ITALIANO</b>                    |
|------------------------|------------------------------|------------------------------------|
| <b>A</b>               |                              |                                    |
| Access                 | Accès                        | Accesso                            |
| Accessories            | Accessoires                  | Accessori                          |
| Accelerator            | Accélérateur                 | Acceleratore                       |
| Actuator               | Servomoteur                  | Attuatore                          |
| Adaptor (adapt)        | Adaptateur (adapter)         | Adattatore                         |
| Adaptor Flange         | Adaptateur à bride           | Flangia adattatore                 |
| Adaptor Plate          | Adaptateur, à plaque         | Piastra adattatore                 |
| Adaptor Straight       | Adaptateur, droit            | Adattatore in linea                |
| Adjuster               | Régulateur                   | Dispositivo di regolazione         |
| Adjuster Kit           | Régulateur, kit              | Corredo dispositivo di regolazione |
| Adjuster Valve         | Vanne de régulation          | Valvola dispositivo di regolazione |
| Adjustable             | Ajustable                    | Regolabile                         |
| Aerial                 | Antenne                      | Antenna                            |
| Air                    | Air                          | Aria                               |
| Air Cleaner            | Filtre à air                 | Filtro aria                        |
| Air Conditioner        | Climatiseur                  | Condizionatore aria                |
| Air Cylinder           | Cylindre d'air               | Cilindro aria                      |
| Air Filter             | Filtre à air                 | Filtro aria                        |
| Air Manifold           | Collecteur d'air             | Collettore aria                    |
| Air Mass Meter         | Compteur d'air-massique      | Flussometro di massa               |
| Air Feed               | Injecteur d'air              | Alimentazione aria                 |
| Air Air Chute          | Goulotte pneumatique         | Lobo aria-aria                     |
| Air Outlet             | Sortie d'air                 | Bocca di uscita aria               |
| Air Muffler            | Amortisseur d'air            | Silenziatore aria                  |
| Air Pressure Regulator | Régulateur de pression d'air | Regolatore pressione aria          |
| Air Ram                | Vérin pneumatique            | Pistone aria                       |
| Air Valve              | Soupape d'air                | Valvola di sfiato                  |
| Air Vent Pipe          | Tuyau de refoulement d'air   | Tubo di sfiato                     |
| Alternator             | Alternateur                  | Alternatore                        |
| Alternator Interface   | Alternateur, interface       | Interfaccia alternatore            |
| Aluminium (Alum)       | Aluminium (alum)             | Alluminio (Allum.)                 |
| Anchor                 | Ancre, dispositif d'ancrage  | Ancora                             |
| Angle                  | Angle                        | Angolo                             |
| Antiluce Fastener      | Fixation « Antiluce »        | Dispositivo di fissaggio Antiluce  |

When ordering replacement parts, always give the machine's Serial Number and specify Part Number, Quantity & Description



| Amendment (Amdt.)              | Modification (modif.)        | Rettifica (rett.)      |
|--------------------------------|------------------------------|------------------------|
| <b>Amplifier</b>               | Amplificateur                | Amplificatore          |
| <b>Arrangement</b>             | Disposition                  | Disposizione           |
| <b>Ashtray</b>                 | Cendrier                     | Posacenere             |
| <b>Assembly (Assy)</b>         | Ensemble                     | Gruppo                 |
| <b>Auto Blanking</b>           | Fermeture automatique        | Autochiusura           |
| <b>Automatic</b>               | Automatique                  | Automatico             |
| <b>Auxiliary</b>               | Auxiliaire                   | Ausiliario             |
| <b>Axle</b>                    | Essieu                       | Asse                   |
| <b>Axle Beam</b>               | Essieu, fusée d'             | Asta asse              |
| <b>Axle Bolt</b>               | Essieu, boulon d'            | Bullone asse           |
| <b>Axle Breather</b>           | Essieu, reniflard d'         | Sfiatatoio asse        |
| <b>Axle Carrier &amp; Tube</b> | Essieu, porte-essieu et tube | Supporto e tubo asse   |
| <b>Axle Front</b>              | Essieu, avant                | Frontale asse          |
| <b>Axle Rear</b>               | Essieu, arrière              | Retro asse             |
| <b>Axle Washer</b>             | Essieu, rondelle d'          | Rondella asse          |
| <b>B</b>                       |                              |                        |
| <b>Back Plate</b>              | Socle                        | Piastra di supporto    |
| <b>Bag</b>                     | Sac                          | Borsa                  |
| <b>Ball</b>                    | Bille                        | Sfera                  |
| <b>Ball End</b>                | Rotule                       | Estremità arrotondata  |
| <b>Ball Joint</b>              | Joint sphérique              | Giunto sferico         |
| <b>Ball Valve</b>              | Vanne à boisseau             | Valvola a sfera        |
| <b>Bar</b>                     | Barre                        | Barra                  |
| <b>Basin</b>                   | Cuvette                      | Bacino                 |
| <b>Battery</b>                 | Batterie                     | Batteria               |
| <b>Battery Housing</b>         | Batterie, logement de        | Sede batteria          |
| <b>Battery Terminals</b>       | Batterie, bornes             | Terminali batteria     |
| <b>Battery Lead</b>            | Batterie, câble              | Cavo batteria          |
| <b>Battery Tray</b>            | Batterie, plateau            | Vassoio portabatteria  |
| <b>Beacon</b>                  | Gyrophare                    | Segnale luminoso       |
| <b>Beacon Bar</b>              | Barre de gyrophare           | Barra segnale luminoso |
| <b>Beam</b>                    | Phare                        | Fascio                 |
| <b>Bearing</b>                 | Roulement, palier            | Cuscinetto             |
| <b>Bell Housing</b>            | Logement évasé               | Sede campanello        |
| <b>Bellows</b>                 | Soufflet                     | Soffietto              |
| <b>Belt</b>                    | Courroie                     | Cinghia                |
| <b>Black</b>                   | Noir                         | Nero                   |
| <b>Blanking</b>                | Obturation                   | Tappaggio              |

When ordering replacement parts, always give the machine's Serial Number and specify Part Number, Quantity & Description



|                                   |                             |                                |
|-----------------------------------|-----------------------------|--------------------------------|
| <b>Beeper</b>                     | Signal                      | Emettitore di segnali acustici |
| <b>Blind Rivet</b>                | Rivet aveugle               | Ribattino con spina inserita   |
| <b>Block</b>                      | Bloc                        | Blocco                         |
| <b>Blue</b>                       | Bleu                        | Blu                            |
| <b>Board</b>                      | Carton                      | Piastra                        |
| <b>Body</b>                       | Corps                       | Corpo                          |
| <b>Bolt</b>                       | Boulon                      | Bullone                        |
| <b>hex hd (hexagonal head)</b>    | Boulon à tête 6 pans        | testa esagonale                |
| <b>skt hd (socket head)</b>       | Boulon à tête creuse        | brugola                        |
| <b>csk hd (counter-sunk head)</b> | Boulon à tête fraisée       | svasato                        |
| <b>Boom</b>                       | Flèche                      | Braccio                        |
| <b>Boost</b>                      | Suralimenter                | Spinta                         |
| <b>Bore</b>                       | Alésage                     | Camera cilindrica              |
| <b>Boss</b>                       | Moyeu, bossage              | Mozzo                          |
| <b>Bottom</b>                     | Fond                        | Fondo                          |
| <b>Bottle</b>                     | Bouteille                   | Flacone                        |
| <b>Box</b>                        | Boîte                       | Scatola                        |
| <b>Brace</b>                      | Tirant                      | Braccio                        |
| <b>Bracket (Brkt)</b>             | Support                     | Staffa                         |
| <b>Brake</b>                      | Frein                       | Freno                          |
| <b>Brass Wing Nut</b>             | Ecrou à oreilles, en laiton | Galletto di ottone             |
| <b>Breather</b>                   | Reniflard                   | Sfiatatoio                     |
| <b>Broom</b>                      | Balai                       | Scopa                          |
| <b>Brown</b>                      | Marron                      | Marrone                        |
| <b>Brush</b>                      | Brosse                      | Spazzola                       |
| <b>Base</b>                       | Base                        | Base                           |
| <b>Buffer</b>                     | Tampon                      | Respingente                    |
| <b>Build</b>                      | Construire, modèle          | Costruzione                    |
| <b>Bulb</b>                       | Ampoule                     | Lampadina                      |
| <b>Bulkhead</b>                   | Cloison                     | Paratia                        |
| <b>Bumper</b>                     | Pare-chocs                  | Paraurti                       |
| <b>Bump Stop</b>                  | Butoir                      | Respingente                    |
| <b>Bungee Cord</b>                | Corde « Bungee »            | Cavo elastico                  |
| <b>Bush</b>                       | Manchon / Bague             | Boccola                        |
| <b>Buzzer</b>                     | Vibreur                     | Cicalino                       |
| <b>Button</b>                     | Bouton                      | Pulsante                       |
| <b>C</b>                          |                             |                                |
| <b>Cab</b>                        | Cabine                      | Cabina                         |
| <b>Cable</b>                      | Câble                       | Cavo                           |

When ordering replacement parts, always give the machine's Serial Number and specify Part Number, Quantity & Description





|                                 |                          |                       |
|---------------------------------|--------------------------|-----------------------|
| <b>Caliper</b>                  | Calibre                  | Pinza                 |
| <b>Cam Shaft</b>                | Arbre à cames            | Albero a camme        |
| <b>Camera</b>                   | Caméra                   | Camera                |
| <b>Canopy</b>                   | Auvent / Capot           | Tettuccio             |
| <b>Cap</b>                      | Capuchon                 | Cappuccio             |
| <b>Capping</b>                  | Chapeau                  | Cornice               |
| <b>Carabiner</b>                | Carabine                 | Carabiner             |
| <b>Carrier</b>                  | Porte, support           | Portante              |
| <b>Case</b>                     | Boîtier                  | Scatola               |
| <b>Casing</b>                   | Boîtier                  | Involucro             |
| <b>Catalogue</b>                | Catalogue                | Catalogo              |
| <b>Catch</b>                    | Cliquet, disp. d'arrêt   | Fermo                 |
| <b>Caution</b>                  | Notice « attention »     | Attenzione            |
| <b>Centre</b>                   | Centre                   | Centro                |
| <b>Chain</b>                    | Chaîne                   | Catena                |
| <b>Chassis</b>                  | Châssis                  | Chassis               |
| <b>Check</b>                    | Contrôle                 | Controllo             |
| <b>Check Valve</b>              | Soupape d'arrêt / Clapet | Valvola di ritegno    |
| <b>Chute</b>                    | Goulotte                 | Scivolo               |
| <b>Circlip</b>                  | Circlip                  | Anello elastico       |
| <b>Circuit</b>                  | Circuit                  | Circuito              |
| <b>Clamp</b>                    | Collier                  | Morsetto              |
| <b>Cleaner</b>                  | Nettoyage, dispositif de | Detergente            |
| <b>Clevis</b>                   | Chape                    | Maniglione            |
| <b>Clip</b>                     | Pince                    | Clip                  |
| <b>Clutch</b>                   | Embrayage                | Frizione              |
| <b>Coach</b>                    | Carrosserie              | Carrozzeria           |
| <b>Coil</b>                     | Bobine                   | Bobina                |
| <b>Collar</b>                   | Bague de serrage         | Piattello             |
| <b>Complete</b>                 | Complet (complète)       | Completo              |
| <b>Components</b>               | Composants               | Componenti            |
| <b>Compressor</b>               | Compresseur              | Compressore           |
| <b>Cone</b>                     | Cône                     | Cono                  |
| <b>Connector</b>                | Connecteur               | Connettore            |
| <b>Connecting</b>               | Connectant               | Connessione in corso  |
| <b>Connection</b>               | Connexion                | Connessione           |
| <b>Con Rod (Connecting Rod)</b> | Bielle                   | Biella                |
| <b>Continued (Cont.)</b>        | Suite                    | Continuazione (cont.) |
| <b>Control (Cntrl)</b>          | Contrôle                 | Controllo (Cntrl)     |

When ordering replacement parts, always give the machine's Serial Number and specify Part Number, Quantity & Description



|                          |                         |                       |
|--------------------------|-------------------------|-----------------------|
| <b>Controller</b>        | Contrôleur              | Unità di controllo    |
| <b>Conventional</b>      | Conventionnel           | Convenzionale         |
| <b>Conversion (Conv)</b> | Conversion              | Conversione (Conv)    |
| <b>Cooler</b>            | Refroidisseur           | Refrigerante          |
| <b>Cooling</b>           | Refroidissement         | Raffreddamento        |
| <b>Copper</b>            | Cuivre                  | Rame                  |
| <b>Core</b>              | Ame                     | Nucleo                |
| <b>Cotter</b>            | Goupille                | Chiavetta trasversale |
| <b>Coupling</b>          | Raccord / Accouplement  | Accoppiamento         |
| <b>Cover</b>             | Couvercle               | Coperchio             |
| <b>Cowling</b>           | Capotage                | Cappottatura          |
| <b>Crank-case</b>        | Carter-moteur           | Basamento             |
| <b>Cranked</b>           | Contre-coudé            | Gambo piegato         |
| <b>Cross Member</b>      | Traverse                | Traversa              |
| <b>Crown Wheel</b>       | Couronne d'entraînement | Corona dentata        |
| <b>Curb</b>              | Bord, bordure           | Bordo                 |
| <b>Cylinder</b>          | Cylindre                | Cilindro              |

**D**

|                       |                   |                       |
|-----------------------|-------------------|-----------------------|
| <b>Damper</b>         | Amortisseur       | Smorzatore            |
| <b>Deflector</b>      | Défecteur         | Deflettore            |
| <b>Description</b>    | Description       | Descrizione           |
| <b>Details</b>        | Informations      | Dettagli              |
| <b>Detergent</b>      | Detergent         | Detergente            |
| <b>Diagram</b>        | Diagramme         | Diagramma             |
| <b>Dial</b>           | Cadran            | Quadrante             |
| <b>Diaphragm</b>      | Diaphragme        | Diaframma             |
| <b>Diode</b>          | Diode             | Diodo                 |
| <b>Dipped Beam</b>    | Feu de croisement | Anabbagliante         |
| <b>Dipstick</b>       | Jauge             | Asta di livello       |
| <b>Dipstick guide</b> | Jauge, guide de   | Guida asta di livello |
| <b>Dipstick tube</b>  | Jauge, tube de    | Tube asta di livello  |
| <b>Directional</b>    | Directionnel      | Direzionale           |
| <b>Dirt</b>           | Impureté          | Sporco                |
| <b>Disc / Disk</b>    | Disque            | Disco                 |
| <b>Display</b>        | Écran d'affichage | Visualizzatore        |
| <b>Distributor</b>    | Distributeur      | Distributore          |
| <b>Diverter</b>       | Diviseur          | Diverter              |
| <b>Door</b>           | Porte             | Sportello             |
| <b>Double</b>         | Double            | Doppio                |

When ordering replacement parts, always give the machine's Serial Number and specify Part Number, Quantity & Description



|  |                                |                                      |
|--|--------------------------------|--------------------------------------|
| <b>Dowel</b>                           | Cheville                       | Perno di riferimento                 |
| <b>Down</b>                            | Bas                            | Giù                                  |
| <b>Dowty Seal</b>                      | Joint « Dowty »                | Chiusura ermetica Dowty              |
| <b>Drag Link Tube</b>                  | Tube de tige directrice        | Tirante longitudinale comando sterzo |
| <b>Drain Plug</b>                      | Bouchon de vidange             | Tappo di scarico                     |
| <b>Drive</b>                           | Entraînement                   | Trasmissione                         |
| <b>Drive Core</b>                      | Entraînement, âme d'           | Nucleo trasmissione                  |
| <b>Drive Coupling</b>                  | Entraînement, raccord d'       | Accoppiamento trasmissione           |
| <b>Drive Dog</b>                       | Entraînement, crabot d'        | Innesco trasmissione                 |
| <b>Drive Flange</b>                    | Entraînement, bride d'         | Flangia trasmissione                 |
| <b>Drive Motor</b>                     | Entraînement, moteur d'        | Motore principale                    |
| <b>Drive Pump</b>                      | Entraînement, pompe d'         | Pompa trasmissione                   |
| <b>Drive Shaft</b>                     | Entraînement, arbre d'         | Albero comando                       |
| <b>Drive Tube</b>                      | Entraînement, tube d'          | Tubo trasmissione                    |
| <b>Dual Sweep</b>                      | Double balayage                | Curvatura doppia                     |
| <b>Dump Valve</b>                      | Soupape de décharge            | Valvola di scarico rapido            |
| <b>Dust</b>                            | Poussière                      | Polvere                              |
| <b>E</b>                               |                                |                                      |
| <b>Earth, electrical (Ground)</b>      | Terre / Masse                  | Massa                                |
| <b>Eccentric</b>                       | Excentrique                    | Eccentrico                           |
| <b>Elbow</b>                           | Coude                          | Gomito                               |
| <b>Electric</b>                        | Electrique                     | Elettrico                            |
| <b>Electrical</b>                      | Electrique                     | Elettrico                            |
| <b>Element</b>                         | Elément                        | Elemento                             |
| <b>Enclosure</b>                       | Enceinte                       | Alloggiamento                        |
| <b>End</b>                             | Extrémité                      | Estremità                            |
| <b>End Plate</b>                       | Extrémité, plaque d'           | Piastra estremità                    |
| <b>End Cap</b>                         | Extrémité, chapeau d'          | Cappuccio estremità                  |
| <b>Engine</b>                          | Moteur                         | Motore                               |
| <b>Exchange</b>                        | Echange                        | Scambio                              |
| <b>Exhaust</b>                         | Echappement                    | Scarico                              |
| <b>Exhaust Gas Recirculation (EGR)</b> | Recyclage de gaz d'échappement | Ricircolo gas di scarico             |
| <b>Expansion</b>                       | Dilatation                     | Espansione                           |
| <b>Extended</b>                        | Dilaté                         | Esteso                               |
| <b>Extension</b>                       | Extension                      | Estensione                           |
| <b>Extinguisher</b>                    | Extincteur                     | Estintore                            |
|  |                                |                                      |

When ordering replacement parts, always give the machine's Serial Number and specify Part Number, Quantity & Description



| <b>F</b>   |                         |                            |
|--|-------------------------|----------------------------|
| <b>Fan</b>   | Ventilateur             | Ventola                    |
| <b>Fastener</b>  | Fixation                | Dispositivo di fissaggio   |
| <b>Feed</b>  | Alimentation            | Alimentazione              |
| <b>Female</b>  | Femelle                 | Femmina                    |
| <b>Filler</b>  | Remplisseur             | Bocchettone di riempimento |
| <b>Filter</b>  | Filtre                  | Filtro                     |
| <b>Finisher</b>  | Finisseur               | Finitore                   |
| <b>Fire</b>  | Feu                     | Combustione                |
| <b>First</b>   | Premier                 | Primo                      |
| <b>Fishtail</b>  | Queue de poisson / Cône | Coda di pesce              |
| <b>Fit</b>   | Emboiter / Monter       | Montaggio                  |
| <b>Fitting</b>   | Raccord                 | Montaggio                  |
| <b>Fixing</b>  | Fixation                | Rettifica                  |
| <b>Flange</b>  | Bride                   | Flangia                    |
| <b>Flap</b>  | Volet                   | Alettone                   |
| <b>Flash</b>   | Flash                   | Flash                      |
| <b>Flexible (Flexi)</b>  | Flexible                | Flessibile (flexi)         |
| <b>Floor</b>   | Plancher                | Pavimento                  |
| <b>Floorplate</b>  | Plaque de sol           | Base pavimento             |
| <b>Flow</b>  | Débit                   | Flusso                     |
| <b>Fluid</b>   | Fluide                  | Fluido                     |
| <b>Flywheel</b>  | Volant                  | Volano                     |
| <b>Foam</b>  | Mousse                  | Schiuma                    |
| <b>Fog</b>   | Brouillard              | Nebbia                     |
| <b>Foot</b>  | Pied                    | Piede                      |
| <b>Forward</b>   | Avant                   | Avanti                     |
| <b>Frame</b>   | Bâti                    | Telaio                     |
| <b>Front</b>   | Avant                   | Anteriore                  |
| <b>Fuel</b>  | Carburant               | Combustibile               |
| <b>Function</b>  | Fonction                | Funzione                   |
| <b>Fuse</b>  | Fusible                 | Fusibile                   |
| <b>G</b>   |                         |                            |
| <b>Gain</b>  | Gain                    | Guadagno                   |
| <b>Galvanised</b>  | Galvanisé               | Zincato                    |
| <b>Gantry</b>  | Portique                | Cavalletto                 |
| <b>Gas</b>   | Gaz                     | Gas                        |
| <b>Gas Strut</b>   | Jambe à gaz             | Puntone gas                |
| <b>Gasket</b>  | Garniture d'étanchéité  | Guarnizione                |
| When ordering replacement parts, always give the machine's Serial Number and specify Part Number, Quantity & Description |                         |                            |



|  |                                 |                                |
|--|---------------------------------|--------------------------------|
| <b>Gauge</b>   | Manomètre                       | Calibro                        |
| <b>Gauze</b>   | Gaze                            | Garza                          |
| <b>Gear</b>  | Engrenage                       | Ingranaggio                    |
| <b>Geared</b>  | A engrenages                    | Ingranato                      |
| <b>Gearbox</b>   | Boîte de vitesses               | Scatola del cambio             |
| <b>General</b>   | Général(e)                      | Generale                       |
| <b>Glass</b>   | Verre                           | Vetro                          |
| <b>Glow Plug</b>   | Bougie de préchauffage          | Spina a incandescenza          |
| <b>Gobbler (Nozzle Tilt)</b>   | Gobbler (Inclinaison d' Embout) | Gobbler (Ugello Inclinazione)  |
| <b>Grab</b>  | Grappin                         | 1. Estrattore a pinza (n)      |
| <b>Grease</b>  | Graisse                         | Grasso                         |
| <b>Greaser</b>   | Graisseur                       | Ingrassatore                   |
| <b>Green</b>   | vert                            | Verde                          |
| <b>Grey</b>  | gris                            | Grigio                         |
| <b>Grill</b>   | gril                            | Griglia                        |
| <b>Grip</b>  | manche                          | 1. Presa (n)                   |
| <b>Grub Screw</b>  | vis sans tête                   | Vite di riferimento            |
| <b>Grommet</b>   | virole                          | Anello di tenuta               |
| <b>Guard</b>   | Carter de protection            | Riparo                         |
| <b>Guide</b>   | Guide                           | Guida                          |
| <b>H</b>   |                                 |                                |
| <b>Handbrake</b>   | Frein à main                    | Freno a mano                   |
| <b>Hand</b>  | Côté                            | Mano                           |
| <b>Hand Primer</b>   | Pompe à main, dispositif de     | Pompetta di adescamento a mano |
| <b>Hand Wash</b>   | Lavage à main                   | Lavaggio a mano                |
| <b>Handle</b>  | Poignée                         | Maniglia                       |
| <b>Hanger</b>  | Suspension                      | Supporto pendente              |
| <b>Harness</b>   | Harnais                         | Cablaggio                      |
| <b>Head</b>  | Tête                            | Testa                          |
| <b>Headlamp</b>  | Phare                           | Faro                           |
| <b>Heat</b>  | Chaleur                         | Calore                         |
| <b>Heatshield</b>  | Bouclier thermique              | Scudo termico                  |
| <b>Heater</b>  | Chauffage                       | Riscaldatore                   |
| <b>High Pressure</b>   | Haute pression                  | Alta pressione                 |
| <b>Hi Tip</b>  | Bennage en hauteur              | Punta alta                     |
| <b>Hinge</b>   | Charnière                       | Cerniera                       |
| <b>Hinged</b>  | Charnière, à                    | Incernierato                   |
| <b>Holder</b>  | Porte-outil                     | Staffa di supporto             |
| When ordering replacement parts, always give the machine's Serial Number and specify Part Number, Quantity & Description |                                 |                                |



|                           |   |                                 |
|---------------------------|---|---------------------------------|
| <b>Hooks</b>              | Crochets                                | Ganci                           |
| <b>Hopper</b>             | Trémie                                  | Serbatoio con scarico sul fondo |
| <b>Horn</b>               | Avertisseur sonore                      | Avvisatore acustico             |
| <b>Hose</b>               | Tuyau flexible                          | Tubo flessibile                 |
| <b>Hose Tail</b>          | Tuyau flexible, bout de                 | Raccordo tubo flessibile        |
| <b>Hot</b>                | Chaud                                   | Caldo                           |
| <b>Hour Meter</b>         | Compteur horaire                        | Contaore                        |
| <b>Housing</b>            | Logement                                | Alloggiamento                   |
| <b>Hub</b>                | Manchon                                 | Mozzo                           |
| <b>Hydraulic</b>          | Hydraulique                             | Idraulico                       |
| <b>Hydrant</b>            | Bouche d'incendie                       | Idrante                         |
| <b>Hydrant Filler</b>     | Bouche d'incendie, disp. de remplissage | Filtro idrante                  |
| <b>Hydrant Hose</b>       | Bouche d'incendie, tuyau souple         | Tubo idrante                    |
| <b>Hydrostatic</b>        | Hydrostatique                           | Idrostatico                     |
| <b>I</b>                  |   |                                 |
| <b>Identification</b>     | Identification                          | Identificazione                 |
| <b>Idle</b>               | Inactif / Ralenti                       | Inattivo                        |
| <b>Ignition (Ign)</b>     | Contact                                 | Accensione (Acc)                |
| <b>Illuminated</b>        | Eclairé                                 | Illuminato                      |
| <b>Illustrated</b>        | Illustré                                | Illustrato                      |
| <b>Illustration</b>       | Illustration                            | Illustrazione                   |
| <b>Impellor</b>           | Rotor / Turbine                         | Girante                         |
| <b>Inclusive</b>          | Compris                                 | Inclusivo                       |
| <b>Information (Info)</b> | Informations                            | Informazioni (Info)             |
| <b>In</b>                 | Entré                                   | Dentro                          |
| <b>Inlet</b>              | Entrée                                  | Ammissione                      |
| <b>Inlet Cone</b>         | Entrée, cône d'                         | Cono di ammissione              |
| <b>Inlet Pipe</b>         | Entrée, tuyau d'                        | Tubo di ammissione              |
| <b>Injection Pump</b>     | Pompe d'injection                       | Pompa d'iniezione               |
| <b>Injector</b>           | Injecteur                               | Iniettore                       |
| <b>Injector Pipe</b>      | Tuyau d'injection                       | Tubo iniettore                  |
| <b>Input</b>              | Entrée                                  | Ingresso                        |
| <b>Inseal Strip</b>       | Bande d'étanchéité                      | Guarnizione sigillante          |
| <b>Insert</b>             | Insert                                  | Inserito                        |
| <b>Insertion</b>          | Insertion                               | Inserimento                     |
| <b>Installation</b>       | Installation                            | Installazione                   |
| <b>Instrument</b>         | Instrument                              | Strumento                       |

When ordering replacement parts, always give the machine's Serial Number and specify Part Number, Quantity & Description



|                                      |                             |                                  |
|--------------------------------------|-----------------------------|----------------------------------|
| <b>Insulator</b>                     | Isolateur                   | Isolante                         |
| <b>Inter Cooler</b>                  | Refroidisseur intermédiaire | Refrigeratore intermedio         |
| <b>Interior</b>                      | Intérieur                   | Interno                          |
| <b>Interim</b>                       | Intérimaire                 | Interim                          |
| <b>Internal</b>                      | Interne                     | Interno                          |
| <b>Item</b>                          | Article                     | Articolo                         |
| <b>J</b>                             |                             |                                  |
| <b>Jet</b>                           | Jet                         | Getto                            |
| <b>Joint</b>                         | Joint                       | Giunto                           |
| <b>Joystick</b>                      | Joystick                    | Joystick                         |
| <b>Jubilee Clip</b>                  | Pince crocodile             | Fermaglio Jubilee                |
| <b>Junction</b>                      | Jonction                    | Incrocio                         |
| <b>K</b>                             |                             |                                  |
| <b>Key</b>                           | Clé                         | Chiave                           |
| <b>Key Switch</b>                    | Interrupteur à clé          | Interruttore a chiavetta         |
| <b>Kerb</b>                          | Bordure                     | Bordo (as in pavement)           |
| <b>King Pin</b>                      | Axe-pivot                   | Perno di sterzaggio              |
| <b>King Post</b>                     | Poinçon de faite            | Puntone di sostegno              |
| <b>Kit</b>                           | Kit                         | Corredo                          |
| <b>Knob</b>                          | Bouton                      | Manopola                         |
| <b>L</b>                             |                             |                                  |
| <b>Label</b>                         | Etiquette                   |                                  |
| <b>Lamp</b>                          | Lampe                       | Lampada etichetta                |
| <b>Work Lamp</b>                     | Lampe de travail            | Lampada da lavoro                |
| <b>Head Lamp</b>                     | Projecteur                  | Faro                             |
| <b>Side Lamp</b>                     | Lampe latérale              | Luce di posizione                |
| <b>Lance</b>                         | Lance                       | Lancia                           |
| <b>Lap Joint</b>                     | Joint à recouvrement        | Giunto a sovrapposizione         |
| <b>Large</b>                         | Grand                       | Grande                           |
| <b>Latch</b>                         | Verrou                      | Serratura                        |
| <b>Lead</b>                          | Fil                         | Cavo                             |
| <b>L.E.D. (Light Emitting Diode)</b> | Diode électroluminescente   | LED (Diodo a emissione luminosa) |
| <b>Leash</b>                         | Laisse                      | Maglia                           |
| <b>Left</b>                          | Gauche                      | Sinistra                         |
| <b>Left Hand Drive (LHD)</b>         | Conduite à gauche           | Guida a sinistra (LHD)           |
| <b>Leg</b>                           | Jambe                       | Gamba                            |
| <b>Length</b>                        | Longueur                    | Lunghezza                        |
| <b>Lens</b>                          | Objectif                    | Lente                            |

When ordering replacement parts, always give the machine's Serial Number and specify Part Number, Quantity & Description



|                       |                     |                              |
|-----------------------|---------------------|------------------------------|
| <b>Level</b>          | Niveau              | Livello                      |
| <b>Lever</b>          | Levier              | Leva                         |
| <b>Lid</b>            | Couvercle           | Coperchio                    |
| <b>Lift</b>           | Ascenseur           | Sollevare                    |
| <b>Lifting</b>        | Levage              | Sollevamento                 |
| <b>Light</b>          | Feux                | Luce                         |
| <b>Side Light</b>     | Feux latéraux       | Luce di posizione            |
| <b>Head Light</b>     | Phare               | Faro                         |
| <b>Rear Light</b>     | Feu arrière         | Fanale di coda               |
| <b>Brake Light</b>    | Feux stop           | Luce freno                   |
| <b>Interior Light</b> | Eclairage intérieur | Luce abitacolo               |
| <b>Fog Light</b>      | Feu antibrouillard  | Faro antinebbia              |
| <b>Linch Pin</b>      | Axe d'essieu        | Acciarino                    |
| <b>Lining</b>         | Revêtement          | Rivestimento interno         |
| <b>Link</b>           | Maillon             | Articolazione                |
| <b>Linkage</b>        | Tringlerie          | Sistema di leve              |
| <b>Litre</b>          | Litre               | Litro                        |
| <b>List</b>           | Liste               | Lista                        |
| <b>Load</b>           | Charge              | Carico                       |
| <b>Located</b>        | Situé               | Posizionato                  |
| <b>Lock</b>           | Verrou              | Fermo                        |
| <b>Locknut</b>        | Ecrou de blocage    | Controdado                   |
| <b>Locker</b>         | Armoire             | Armadietto                   |
| <b>Locking</b>        | Verrouillage        | Serraggio                    |
| <b>Long</b>           | Long                | Lungo                        |
| <b>Loom</b>           | Métier              | Cablaggio                    |
| <b>Loop</b>           | Boucle              | Circuito elettrico ad anello |
| <b>Low Pressure</b>   | Basse pression      | Bassa pressione              |
| <b>Lower</b>          | Baisser             | Inferiore                    |
| <b>Lubricant</b>      | Lubrifiant          | Lubrificante                 |
| <b>Lubrication</b>    | Lubrification       | Lubrificazione               |

**M**

|                   |              |            |
|-------------------|--------------|------------|
| <b>Machine</b>    | Machine      | Macchina   |
| <b>Magnet</b>     | Aimant       | Magnete    |
| <b>Magnetic</b>   | Magnétique   | Magnetico  |
| <b>Main</b>       | Principal(e) | Principale |
| <b>Male</b>       | Mâle         | Maschio    |
| <b>Management</b> | Gestion      | Gestione   |
| <b>Manifold</b>   | Collecteur   | Collettore |

When ordering replacement parts, always give the machine's Serial Number and specify Part Number, Quantity & Description





|                        |                        |                         |
|------------------------|------------------------|-------------------------|
| <b>Manual</b>          | Manuel                 | Manuale                 |
| <b>Manufactured</b>    | Fabriqu                | Fabbricato              |
| <b>Marker Lamp</b>     | Lampe signal           | Lampada di segnalazione |
| <b>Master</b>          | Maitre                 | Principale              |
| <b>Master Cylinder</b> | Maitre-cylindre        | Cilindro principale     |
| <b>Maximum (Max)</b>   | Maximum (maxi)         | Massimo (max.)          |
| <b>Mesh</b>            | Tamis                  | Maglia                  |
| <b>Metal</b>           | M tal                  | Metallo                 |
| <b>Meter</b>           | M tre                  | Calibro                 |
| <b>Micro Switch</b>    | Micro-contact          | Microinterruttore       |
| <b>Minimum (Min)</b>   | Minimum (mini)         | Minimo (min.)           |
| <b>Mirror</b>          | Miroir                 | Specchio                |
| <b>Miscellaneous</b>   | Divers                 | Miscellanea             |
| <b>Modified</b>        | Modifi                 | Modificato              |
| <b>Module</b>          | Module                 | Modulo                  |
| <b>Monitor</b>         | Moniteur               | Monitor                 |
| <b>Motor</b>           | Moteur                 | Motore                  |
| <b>Mount</b>           | Monture                | Montaggio               |
| <b>Mounted</b>         | Mont                   | Montato                 |
| <b>Mounting</b>        | Ch ssis / Support      | Montaggio               |
| <b>Mud Flaps</b>       | Bavettes de garde-boue | Paraspruzzi             |
| <b>Mud Guard</b>       | Garde-boue             | Parafango               |
| <b>Muffler</b>         | Amortisseur            | Marmitta                |
| <b>Multi Function</b>  | Multifonctions         | Multifunzionale         |

**N**

|                             |                    |                       |
|-----------------------------|--------------------|-----------------------|
| <b>N/A (Not Applicable)</b> | S/O (sans objet)   | N/D (Non disponibile) |
| <b>Narrow</b>               | Etroit             | Stretto               |
| <b>Near side</b>            | C t  trottoir      | Lato guida            |
| <b>Negative</b>             | N gatif            | Negativo              |
| <b>Neutral</b>              | Neutre             | Neutro                |
| <b>New</b>                  | Nouveau (nouvelle) | Nuovo                 |
| <b>Nipple</b>               | Manchon            | Raccordo filettato    |
| <b>No</b>                   | Non                | N. (Numero)           |
| <b>Non Return</b>           | Anti-retour        | Non ritorno           |
| <b>Normal</b>               | Normal             | Normale               |
| <b>Note</b>                 | Note               | Nota                  |
| <b>Nozzle</b>               | Embout / Buse      | Ugello                |
| <b>Number</b>               | Num ro             | Numero                |
| <b>Numerical</b>            | Num rique          | Numerico              |

When ordering replacement parts, always give the machine's Serial Number and specify Part Number, Quantity & Description



|                         |                                |                        |
|-------------------------|--------------------------------|------------------------|
| <b>Nut</b>              | Ecrou                          | Dado                   |
| <b>Nyloc Nut</b>        | Ecrou « Nyloc »                | Dado Nyloc             |
| <b>Hex Nut</b>          | Ecrou hexagonal                | Dado a testa esagonale |
| <b>Plain Nut</b>        | Ecrou normal                   | Dado liscio            |
| <b>Self Locking Nut</b> | Ecrou autobloquant             | Dado autobloccante     |
| <b>Thin Nut</b>         | Ecrou mince                    | Dado sottile           |
| <b>Nylon Tube</b>       | Tube de nylon / Nylon, tube de | Tube di nylon          |

**O**

|                  |                    |                            |
|------------------|--------------------|----------------------------|
| <b>Obsolete</b>  | Périmé             | Obsoleto                   |
| <b>Off</b>       | Arrêt              | 1. Spento 2. Inattivo      |
| <b>Off Side</b>  | Côté route         | Lato passeggero            |
| <b>Oil</b>       | Huile              | Olio                       |
| <b>Olive</b>     | Olive              | Oliva                      |
| <b>On</b>        | Marche             | 1. Acceso 2. Attivo        |
| <b>Open</b>      | Ouvrir             | Aprire                     |
| <b>Opened</b>    | Ouvert(e)          | Aperto                     |
| <b>Opening</b>   | Ouverture          | Apertura                   |
| <b>Operating</b> | Fonctionnement, de | Operativo                  |
| <b>Option</b>    | Option             | Opzione                    |
| <b>Optional</b>  | Optionnel(le)      | Opzionale                  |
| <b>Orange</b>    | Orange             | Arancione                  |
| <b>Original</b>  | Original           | Originale                  |
| <b>O Ring</b>    | Joint torique      | Anello di tenuta toroidale |
| <b>Out</b>       | Sorti(e)           | 1. Fuori 2. Esterno        |
| <b>Outer</b>     | Extérieur(e)       | Esterno                    |
| <b>Outlet</b>    | Sortie             | Sbocco                     |
| <b>Output</b>    | Production         | Uscita                     |
| <b>Overhead</b>  | Surélevé           | in testa                   |
| <b>Overload</b>  | Surcharge          | Sovraccarico               |

**P**

|                         |                        |             |
|-------------------------|------------------------|-------------|
| <b>Packer</b>           | Garniture d'étanchéité | Imballatore |
| <b>Panel</b>            | Panneau                | Pannello    |
| <b>Part</b>             | Pièce                  | Ricambio    |
| <b>Pedal</b>            | Pédale                 | Pedale      |
| <b>Pick-up</b>          | Prendre / en lever     | Ripresa     |
| <b>Pilot (pressure)</b> | Pilote                 | Pilota      |
| <b>Pin</b>              | Cheville               | Perno       |
| <b>Pinion</b>           | Pignon                 | Pignone     |
| <b>Pink</b>             | Rose                   | Rosa        |

When ordering replacement parts, always give the machine's Serial Number and specify Part Number, Quantity & Description



|                                 |                            |                              |
|---------------------------------|----------------------------|------------------------------|
| <b>Pipe</b>                     | Tuyau                      | Tubo                         |
| <b>Piping</b>                   | Tuyauterie                 | Tubazione                    |
| <b>Piston</b>                   | Piston                     | Pistone                      |
| <b>Pivot</b>                    | Pivot                      | Perno di testa               |
| <b>Plastic</b>                  | Plastique, matière         | Plastica                     |
| <b>Plate</b>                    | Plaque                     | Piastra                      |
| <b>Plinth</b>                   | Plinthe                    | Base                         |
| <b>Plug</b>                     | Bouchon / Prise électrique | Spina                        |
| <b>Point</b>                    | Point                      | Punto                        |
| <b>Poppet Valve</b>             | Soupape / Clapet           | Valvola supporto verticale   |
| <b>Ports</b>                    | Orifices                   | Porte                        |
| <b>Position</b>                 | Position                   | Posizione                    |
| <b>Positioned</b>               | Positionné(e)              | Posizionato                  |
| <b>Post</b>                     | Montant                    | Montante                     |
| <b>Potentiometer</b>            | Potentiomètre              | Potenziometro                |
| <b>Power</b>                    | Puissance                  | Potenza                      |
| <b>Pneumatic (See Also Air)</b> | Pneumatique                | Pneumatico (vedi anche Aria) |
| <b>Pressure</b>                 | Pression                   | Pressione                    |
| <b>Primer</b>                   | Amorce / Apprêt            | Innesco                      |
| <b>Production</b>               | Production                 | Produzione                   |
| <b>Prop</b>                     | Support                    | Puntello                     |
| <b>Propshaft</b>                | Arbre de transmission      | Albero puntello              |
| <b>Pull</b>                     | Tirer                      | Tirare                       |
| <b>Pulley</b>                   | Poulie                     | Puleggia                     |
| <b>Pulsation</b>                | Pulsation                  | Pulsazione                   |
| <b>Pulse</b>                    | Impulsion                  | Polso                        |
| <b>Pump</b>                     | Pompe                      | Pompa                        |
| <b>Purple</b>                   | Violet                     | Porpora                      |
| <b>Push</b>                     | Pousser                    | Spingere                     |

**Q**

|                      |                 |                   |
|----------------------|-----------------|-------------------|
| <b>Quick Release</b> | Rapide, raccord | Disinnesco rapido |
|----------------------|-----------------|-------------------|

**R**

|                       |            |                 |
|-----------------------|------------|-----------------|
| <b>Radiator (Rad)</b> | Radiateur  | Radiatore (rad) |
| <b>Raise</b>          | Soulever   | Sollevare       |
| <b>Raised</b>         | Soulevé(e) | Sollevato       |
| <b>Ram</b>            | Vérin      | Pistone         |
| <b>Ratio</b>          | Rapport    | Rapporto        |
| <b>Rear</b>           | Arrière    | Retro           |
| <b>Red</b>            | Rouge      | Rosso           |

When ordering replacement parts, always give the machine's Serial Number and specify Part Number, Quantity & Description



|                                |                          |                      |
|--------------------------------|--------------------------|----------------------|
| <b>Reducer</b>                 | Réducteur                | Riduttore            |
| <b>Reducing</b>                | Réduction, de            | Riduzione            |
| <b>Reduction</b>               | Roue / Enrouleur         | Riduzione            |
| <b>Reel</b>                    | Bobine                   | Bobina               |
| <b>Refer</b>                   | Voir                     | Riferimento          |
| <b>Refill</b>                  | Remplir                  | Rabbocco             |
| <b>Regulator</b>               | Régulateur               | Regolatore           |
| <b>Related</b>                 | Relatif                  | Correlato            |
| <b>Relay</b>                   | Relais                   | Relè                 |
| <b>Release</b>                 | Dégagement               | Disinnesco           |
| <b>Relief Valve</b>            | Soupape de sûreté        | Valvola di sfogo     |
| <b>Remote</b>                  | A distance / Distance, à | Remoto               |
| <b>Repair</b>                  | Réparation               | Riparazione          |
| <b>Replacement</b>             | Remplacement             | Sostituzione         |
| <b>Resister</b>                | Résistance               | Resistore            |
| <b>Restrictor</b>              | Restriction              | Limitatore           |
| <b>Retainer</b>                | Retenue, dispositif de   | Fermo                |
| <b>Retaining</b>               | Retenue, de              | Sostegno             |
| <b>Return</b>                  | Retour                   | Ritorno              |
| <b>Reverse</b>                 | Inverse                  | Retromarcia          |
| <b>Reversing</b>               | Recul                    | Inversione di marcia |
| <b>Right</b>                   | Droite                   | Destra               |
| <b>Right Hand Drive (RHD)</b>  | Conduite à droite        | Guida a destra       |
| <b>Rim</b>                     | Jante                    | Bordo                |
| <b>Ring</b>                    | Bague                    | Anello               |
| <b>Road</b>                    | Route                    | Strada               |
| <b>Rod</b>                     | Tige                     | Asta                 |
| <b>Rolling</b>                 | Roulant, de roulement    | Rotolante            |
| <b>Rotary</b>                  | Rotatif                  | Rotante              |
| <b>Rotate</b>                  | Tourner                  | Ruotare              |
| <b>Rotating</b>                | Tournant                 | Rotante              |
| <b>Rotation</b>                | Rotation                 | Rotazione            |
| <b>Rubber</b>                  | Caoutchouc               | Gomma                |
| <b>S</b>                       |                          |                      |
| <b>Safety</b>                  | Sécurité                 | Sicurezza            |
| <b>Scraper</b>                 | Racleur                  | Raschietto           |
| <b>Screen</b>                  | Ecran                    | Schermo              |
| <b>Screw</b>                   | Vis                      | Scheggia             |
| <b>Hex hd (hexagonal head)</b> | Vis à tête 6 pans        | Testa esagonale      |

When ordering replacement parts, always give the machine's Serial Number and specify Part Number, Quantity & Description



|                                   |                           |                            |
|-----------------------------------|---------------------------|----------------------------|
| <b>skt hd (socket head)</b>       | Vis à tête creuse         | Brugola                    |
| <b>csk hd (counter-sunk head)</b> | Vis à tête fraisée        | Svasata                    |
| <b>Seal</b>                       | Garniture d'étanchéité    | Chiusura ermetica          |
| <b>Sealant</b>                    | Etanchéifiant             | Materiale di tenuta        |
| <b>Sealing</b>                    | Etanchéité, d'            | Sigillante                 |
| <b>Seat</b>                       | Siège                     | Sedile                     |
| <b>Securing</b>                   | Fixation, de              | Fissaggio                  |
| <b>Selector Shaft</b>             | Levier de commande        | Albero selettore           |
| <b>Self Tapping</b>               | Auto-taraudeur            | Autofilettante             |
| <b>Sender</b>                     | Expéditeur / Transmetteur |                            |
| <b>Sensor</b>                     | Capteur                   | Sensore                    |
| <b>Separation</b>                 | Séparation                | Separazione                |
| <b>Serial</b>                     | Série, de                 | Seriale                    |
| <b>Service Exchange (S/EX)</b>    | Echange standard          | Scambio di servizio        |
| <b>Setscrew</b>                   | Vis de calage             | Vite di fermo              |
| <b>Shaft</b>                      | Arbre                     | Albero                     |
| <b>Shells</b>                     | Calandres                 | Gusci                      |
| <b>Shield</b>                     | Ecran                     | Scudo                      |
| <b>Shim</b>                       | Cale                      | Zeppa                      |
| <b>Shock Absorber</b>             | Amortisseur               | Ammortizzatore             |
| <b>Shoe</b>                       | Patin                     | Scarpa                     |
| <b>Short</b>                      | Court(e)                  | Ganascia                   |
| <b>Shovel</b>                     | Pelle                     | Pala                       |
| <b>Side Access Door</b>           | Porte d'accès latéral     | Sportello accesso laterale |
| <b>Sight</b>                      | Vue                       | Mirino                     |
| <b>Silencer</b>                   | Silencieux                | Silenziatore               |
| <b>Silicon</b>                    | Silicone                  | Silicone                   |
| <b>Single</b>                     | Simple                    | Singolo                    |
| <b>Skirt</b>                      | Jupe                      | Bordatura                  |
| <b>Slate</b>                      | Ardoise                   | Ardesia                    |
| <b>Sleeve</b>                     | Gaine                     | Manicotto                  |
| <b>Slew</b>                       | Pivoter                   | Ruotare                    |
| <b>Slewing</b>                    | Orientation               | Rotazione                  |
| <b>Sliding</b>                    | Coulissant                | Slittamento                |
| <b>Slotted</b>                    | Fente, A                  | Sfinestrato                |
| <b>Small</b>                      | Petit(e)                  | Piccolo                    |
| <b>Socket</b>                     | Prise                     | Presca                     |
| <b>Solenoid</b>                   | Solénoïde / Noyau         | Solenoido                  |
| <b>Spacer</b>                     | Pièce d'espacement        |                            |

When ordering replacement parts, always give the machine's Serial Number and specify Part Number, Quantity & Description



|                       |                           |                           |
|-----------------------|---------------------------|---------------------------|
| <b>Spare</b>          | Rechange, pièce de        |                           |
| <b>Speakers</b>       | Haut-parleurs             |                           |
| <b>Special</b>        | Spécial(e)                |                           |
| <b>Speed</b>          | Vitesse                   |                           |
| <b>Spherical</b>      | Sphérique                 |                           |
| <b>Spigot</b>         | Goujon / Tube de jonction |                           |
| <b>Spindle</b>        | Broche                    |                           |
| <b>Splined</b>        | Cannelé                   |                           |
| <b>Split Pin</b>      | Goupille fendue           |                           |
| <b>Splitter</b>       | Répartiteur               |                           |
| <b>Spray</b>          | Pulvérisateur             | Spray                     |
| <b>Spring</b>         | Ressort                   | Molla                     |
| <b>Stabiliser</b>     | Stabilisateur             | Distanziatore             |
| <b>Stabilising</b>    | Stabilisation             | Ricambio                  |
| <b>Stack</b>          | Pile                      | Altoparlanti              |
| <b>Standard</b>       | Standard                  | Speciale                  |
| <b>Standpipe</b>      | Colonne montante          | Velocità                  |
| <b>Starter</b>        | Démarrreur                | Sferico                   |
| <b>Steel</b>          | Acier                     | Gradino di centraggio     |
| <b>Steering</b>       | Direction                 | Mandrino                  |
| <b>Stiffener</b>      | Raidisseur                | Scanalato                 |
| <b>Stop</b>           | Arrêt                     | Coppiglia                 |
| <b>Stowage</b>        | Arrimage                  | Sdoppiatore               |
| <b>Straight</b>       | Droit(e)                  | Sistemazione bagagli      |
| <b>Strap</b>          | Sangle                    | Dritto                    |
| <b>Strip</b>          | Bande                     | Cintura                   |
| <b>Stem</b>           | Tige                      | Guarnizione               |
| <b>Storage</b>        | Rangement                 | Stelo                     |
| <b>Strap</b>          | Attache                   | Bagagliaio                |
| <b>Strut</b>          | Jambe                     | Puntone                   |
| <b>Stub</b>           | Souche                    | Mozzicone                 |
| <b>Stud</b>           | Goujon fileté             | Prigioniero               |
| <b>Studded</b>        | Barrettes, A              | Fissato con prigionieri   |
| <b>Studding</b>       | Colombage                 | Fissaggio con prigionieri |
| <b>Sub Frame</b>      | Faux-châssis              | Sottotelaio               |
| <b>Suction Fan</b>    | Turbine d'aspiration      | Ventola aspirante         |
| <b>Suction Nozzle</b> | Buse d'aspiration         | Ugello aspirante          |
| <b>Sump</b>           | Carter                    | Coppa                     |
| <b>Supply</b>         | Fourniture                | Alimentazione             |

When ordering replacement parts, always give the machine's Serial Number and specify Part Number, Quantity & Description



|                           |                              |                             |
|---------------------------|------------------------------|-----------------------------|
| <b>Support</b>            | Support                      | Supporto                    |
| <b>Suppression</b>        | Suppression                  | Soppressione                |
| <b>Suspension</b>         | Suspension                   | Sospensione                 |
| <b>Sweep</b>              | Balayage                     | Curvatura                   |
| <b>Sweeping</b>           | Balayant, de balayage        | Formatura a sagoma          |
| <b>Swing</b>              | Balancement                  | Oscillazione                |
| <b>Switch / Switches</b>  | Interrupteur / Interrupteurs | Interruttore / Interruttori |
| <b>Swivel</b>             | Pivotant                     | Parte girevole              |
| <b>System</b>             | Système                      | Sistema                     |
| <b>T</b>                  |                              |                             |
| <b>Tab Washer</b>         | Rondelle à languettes        | Rondella di sicurezza       |
| <b>Tachograph</b>         | Tachygraphe                  | Tachigrafo                  |
| <b>Tachometer</b>         | Tachymètre                   | Tacometro                   |
| <b>Tandem</b>             | Tandem                       | Tandem                      |
| <b>Tank</b>               | Réservoir                    | Serbatoio                   |
| <b>Tapered</b>            | Conique                      | Conico                      |
| <b>Taper Lock</b>         | Verrou conique               | Serratura conica            |
| <b>Tee Key</b>            | Clé à béquille               | Chiave a T                  |
| <b>Temperature (Temp)</b> | Température (temp.)          | Temperatura (Temp)          |
| <b>Template</b>           | Gabarit                      | Sagoma                      |
| <b>Tensioner</b>          | Tendeur                      | Tensiometro                 |
| <b>Terminal</b>           | Borne                        | Terminale                   |
| <b>Test</b>               | Test                         | Test                        |
| <b>Thermostat</b>         | Thermostat                   | Termostato                  |
| <b>Thick</b>              | Epais                        | Spesso                      |
| <b>Thimble</b>            | Dé                           | Bussola                     |
| <b>Thin</b>               | Mince                        | Sottile                     |
| <b>Throttle</b>           | Accélérateur                 | Farfalla                    |
| <b>Thrust</b>             | Poussée                      | Spinta                      |
| <b>Tie Rod</b>            | Tirant                       | Tirante                     |
| <b>Tilt</b>               | Inclinaison                  | Inclinazione                |
| <b>Tilting</b>            | Inclinable                   | Inclinazione                |
| <b>Timer</b>              | Minuterie                    | Timer                       |
| <b>Timing</b>             | Minutage                     | Temporizzazione             |
| <b>Toggle</b>             | Bascule                      | Ginocchiera                 |
| <b>Tool</b>               | Outil                        | Attrezzo                    |
| <b>Toolbox</b>            | Boîte à outils               | Cassetta attrezzi           |
| <b>Toothed</b>            | Dentelé(e)                   | Dentato                     |
| <b>Top</b>                | Dessus                       | Cima                        |

When ordering replacement parts, always give the machine's Serial Number and specify Part Number, Quantity & Description



|                              |                                  |                                    |
|------------------------------|----------------------------------|------------------------------------|
| <b>Tow</b>                   | Remorquer                        | Rimorchio                          |
| <b>Tow Ball</b>              | Boule de remorquage              | Sfera rimorchio                    |
| <b>Tow Bar</b>               | Barre de remorquage              | Barra rimorchio                    |
| <b>Tow Point</b>             | Point de remorquage              | Punto di rimorchio                 |
| <b>Track Rod</b>             | Barre d'accouplement             | Barra di accoppiamento             |
| <b>Trailer</b>               | Remorque                         | Rimorchio                          |
| <b>Transfer Gearbox</b>      | Boîte de transfert intermédiaire | Scatola del cambio a trasferimento |
| <b>Transmission</b>          | Transmission                     | Trasmissione                       |
| <b>Travel</b>                | Course                           | Corsa                              |
| <b>Trunking</b>              | Jonction                         | Circuito di collegamento           |
| <b>Trunnion</b>              | Tourillon                        | Perno di articolazione             |
| <b>Tube</b>                  | Tube                             | Tubo                               |
| <b>Tubing</b>                | Tubage                           | Tubazione                          |
| <b>Turbocharger (Turbo)</b>  | Turbocompresseur                 | Turbocompressore                   |
| <b>Twin</b>                  | Jumelé                           | Gemello                            |
| <b>Type</b>                  | Type                             | Tipo                               |
| <b>Typical</b>               | Typique                          | Tipico                             |
| <b>Tyre</b>                  | Pneu                             | Pneumatico                         |
| <b>U</b>                     |                                  |                                    |
| <b>Uncompressed</b>          | Non comprimé                     | Decompresso                        |
| <b>Underside</b>             | Dessous                          | Disotto                            |
| <b>Universal Joint (U/J)</b> | Joint universel / Croisillon     | Giunto universale                  |
| <b>Union</b>                 | Raccord                          | Unione                             |
| <b>Unit</b>                  | Unité                            | Unità                              |
| <b>Un-Loader</b>             | Déchargeur                       | Scaricatore                        |
| <b>Up</b>                    | Dessus                           | Su                                 |
| <b>Update</b>                | Mise à jour                      | Aggiornamento                      |
| <b>Usage</b>                 | Utilisation                      | Utilizzo                           |
| <b>V</b>                     |                                  |                                    |
| <b>Valve</b>                 | Vanne / Soupape                  | Valvola                            |
| <b>Variant</b>               | Variante                         | Variante                           |
| <b>Vehicle</b>               | Véhicule                         | Veicolo                            |
| <b>Voltage</b>               | Tension                          | Voltaggio                          |
| <b>W</b>                     |                                  |                                    |
| <b>Wander Hose</b>           | Flexible aspirateur              | Tubo flessibile mobile             |
| <b>Warning</b>               | Avertissement                    | Avvertenza                         |
| <b>Washer</b>                | Rondelle                         | Rondella                           |
| <b>Water</b>                 | Eau                              | Acqua                              |

When ordering replacement parts, always give the machine's Serial Number and specify Part Number, Quantity & Description





|  |   |  |
|--|---|--|
| <b>Wear</b>  | Usure   | Usura  |
| <b>Weed Ripper</b>   | Désherbage, dispositif de   | Sarchiatore  |
| <b>Welded</b>  | Soudé   | Saldato  |
| <b>Wheel</b>   | Roue  | Ruota  |
| <b>White</b>   | Blanc(he)   | Bianco   |
| <b>Wide Sweep</b>  | Balayage large  | Curvatura larga  |
| <b>Windscreen</b>  | Pare-brise  | Parabrezza   |
| <b>Wiper</b>   | Essuie-glace  | Tergicristallo   |
| <b>Wires</b>   | Câblage   | Fili   |
| <b>Wiring -<br/>black,<br/>blue,<br/>brown,<br/>green,<br/>grey,<br/>orange,<br/>pink,<br/>purple,<br/>red,<br/>white<br/>yellow</b> | Câblage -<br>noir,<br>bleu,<br>marron,<br>vert,<br>gris,<br>orange,<br>rose,<br>violet,<br>rouge,<br>blanc<br>jaune | Cablaggio<br>Nero,<br>Blu,<br>Marrone,<br>Verde,<br>Grigio,<br>Arancione,<br>Rosa,<br>Porpora,<br>Rosso,<br>Bianco<br>Giallo |
| <b>Work Light</b>  | Lampe de travail  |  |
| <b>X</b>   |   |  |
| <b>Xenon</b>   | Xénon   | Xenon  |
| <b>Y</b>   |   |  |
| <b>Yellow</b>  | Jaune   | Giallo   |
| <b>Yoke</b>  | Chape   | Forcella   |

When ordering replacement parts, always give the machine's Serial Number and specify Part Number, Quantity & Description



| <b>ENGLISH</b>                | <b>ESPAÑOL</b>                     | <b>SVENSKA</b>      |
|-------------------------------|------------------------------------|---------------------|
| <b>A</b>                      |                                    |                     |
| <b>Access</b>                 | Acceso                             | Tillgång            |
| <b>Accessories</b>            | Accesorios                         | Tillbehör           |
| <b>Accelerator</b>            | Acelerador                         | Gaspedal            |
| <b>Actuator</b>               | Accionador, servomotor             | Aktiverare          |
| <b>Adaptor (adapt)</b>        | Adaptador (Adapt.)                 | Övergång            |
| <b>Adapter Flange</b>         | Brida del adaptador                | Övergångsfläns      |
| <b>Adaptor Plate</b>          | Disco del adaptador                | Övergångsplatta     |
| <b>Adaptor, Straight</b>      | Tramo recto del adaptador          | Rak övergång        |
| <b>Adjuster</b>               | Regulador                          | Justering           |
| <b>Adjuster Kit</b>           | Juego regulador                    | Justeringsatts      |
| <b>Adjuster Valve</b>         | Válvula del regulador              | Ventiljustering     |
| <b>Adjustable</b>             | Ajustable                          | Justerbar           |
| <b>Aerial</b>                 | Antena                             | Antenn              |
| <b>Air</b>                    | Aire                               | Luft                |
| <b>Air Cleaner</b>            | Purificador de aire                | Luftrenare          |
| <b>Air Conditioner</b>        | Aire acondicionado                 | Luftkonditionering  |
| <b>Air Cylinder</b>           | Cilindro de aire                   | Luftcylinder        |
| <b>Air Filter</b>             | Filtro de aire                     | Luftfilter          |
| <b>Air Manifold</b>           | Distribuidor de aire               | Luftfördelare       |
| <b>Air Mass Meter</b>         | Medidor de masa de aire            | Luftmätare          |
| <b>Air Feed</b>               | Inyector de aire                   | Luftförsörjning     |
| <b>Air Air Chute</b>          | Conducto neumático                 | Dränering           |
| <b>Air Outlet</b>             | Salida de aire                     | Överskottsluft      |
| <b>Air Muffler</b>            | Silenciador de aire                | Luftljuddämpare     |
| <b>Air Pressure Regulator</b> | Regulador de presión del aire      | Luftregulator       |
| <b>Air Ram</b>                | Aire a presión                     | Luftkolv            |
| <b>Air Valve</b>              | Válvula de aire                    | Luftventil          |
| <b>Air Vent Pipe</b>          | Tubería del sistema de ventilación | Luftventilsrör      |
| <b>Alternator</b>             | Alternador                         | Generator           |
| <b>Alternator Interface</b>   | Acoplamiento del alternador        | Generatorfäste      |
| <b>Aluminium (Alum)</b>       | Aluminio (Alum.)                   | Aluminium           |
| <b>Anchor</b>                 | Anclaje                            | Ankare              |
| <b>Angle</b>                  | Ángulo                             | Vinkel              |
| <b>Antiluce Fastener</b>      | Elemento de sujeción "Antiluce"    | Låsbeslag(sidodörr) |

When ordering replacement parts, always give the machine's Serial Number and specify Part Number, Quantity & Description



|                                |                        |                       |
|--------------------------------|------------------------|-----------------------|
| <b>Amendment (Amdt.)</b>       | Corrección (Correc.)   | Rättelse/förbättring  |
| <b>Amplifier</b>               | Amplificador           | Elektrisk förstärkare |
| <b>Arrangement</b>             | Disposición            | Arrangemang           |
| <b>Ashtray</b>                 | Cenicero               | Askkopp               |
| <b>Assembly (Assy)</b>         | Conjunto (Conj.)       | Sätta ihop            |
| <b>Auto Blanking</b>           | Borrado automático     | Automatisk stängning  |
| <b>Automatic</b>               | Automático             | Automatisk            |
| <b>Auxiliary</b>               | Auxiliar               | Extra                 |
| <b>Axle</b>                    | Eje                    | Axel                  |
| <b>Axle Beam</b>               | Viga del eje           |                       |
| <b>Axle Bolt</b>               | Perno del eje          | Axelbult              |
| <b>Axle Breather</b>           | Respiradero del eje    |                       |
| <b>Axle Carrier &amp; Tube</b> | Tubo y soporte del eje |                       |
| <b>Axle Front</b>              | Frontal del eje        | Framaxel              |
| <b>Axle Rear</b>               | Trasera del eje        | Bakaxel               |
| <b>Axle Washer</b>             | Arandela del eje       | Axelbricka            |

**B**

|                          |                           |                      |
|--------------------------|---------------------------|----------------------|
| <b>Back Plate</b>        | Contraplato               | Bakstycke            |
| <b>Bag</b>               | Bolsa                     | Säck                 |
| <b>Ball</b>              | Bola                      | Kula                 |
| <b>Ball End</b>          | Lado esférico             |                      |
| <b>Ball Joint</b>        | Rótula                    |                      |
| <b>Ball Valve</b>        | Válvula de bola           | Kulventil            |
| <b>Bar</b>               | Barra                     | Ramp                 |
| <b>Basin</b>             | Vasija                    | Skål                 |
| <b>Battery</b>           | Batería                   | Batteri              |
| <b>Battery Housing</b>   | Alojamiento de la batería | Batterikåpa          |
| <b>Battery Terminals</b> | Bornes de la batería      | Batteriterminal      |
| <b>Battery Lead</b>      | Cable de la batería       | Batteribly           |
| <b>Battery Tray</b>      | Bandeja de la batería     | Batteri platta       |
| <b>Beacon</b>            | Faro                      | Varningsljus         |
| <b>Beacon Bar</b>        | Barra del faro            | Takramp varningsljus |
| <b>Beam</b>              | Haz                       | Strålkastare         |
| <b>Bearing</b>           | Cojinete                  | Lager                |
| <b>Bell Housing</b>      | Carcasa del embrague      | Svänghjulsåpa        |
| <b>Bellows</b>           | Fuelle                    | Bälg                 |
| <b>Belt</b>              | Correa                    | Remm                 |
| <b>Black</b>             | Negro                     | Svart                |
| <b>Blanking</b>          | Borrado                   | Stängning            |

When ordering replacement parts, always give the machine's Serial Number and specify Part Number, Quantity & Description



|                                   |                                 |                     |
|-----------------------------------|---------------------------------|---------------------|
| <b>Beeper</b>                     | Emisor de tonos                 | Backvanare          |
| <b>Blind Rivet</b>                | Remache ciego                   | Popnit              |
| <b>Block</b>                      | Bloque                          | Stänga/sätta igen   |
| <b>Blue</b>                       | Azul                            | Blå                 |
| <b>Board</b>                      | Tablero                         | Skiva               |
| <b>Body</b>                       | Cuerpo                          | Kropp               |
| <b>Bolt</b>                       | Perno                           | Bult                |
| <b>hex hd (hexagonal head)</b>    | cab. hexag. (cabeza hexagonal)  | Bult (sexkanthuvud) |
| <b>skt hd (socket head)</b>       | cab. hueca (cabeza hueca)       | Bult försänkt huvud |
| <b>csk hd (counter-sunk head)</b> | cab. avell. (cabeza avellanada) |                     |
| <b>Boom</b>                       | Brazo                           | Bom                 |
| <b>Boost</b>                      | Empujar                         | Högeffekt           |
| <b>Bore</b>                       | Calibre                         | Borra               |
| <b>Boss</b>                       | Refuerzo                        | Knopp               |
| <b>Bottom</b>                     | Inferior                        | Nertill             |
| <b>Bottle</b>                     | Botella                         | Flaska              |
| <b>Box</b>                        | Cuadro                          | Låda                |
| <b>Brace</b>                      | Abrazadera                      | Band                |
| <b>Bracket (Brkt)</b>             | Soporte (Sop.)                  | Konsoll             |
| <b>Brake</b>                      | Freno                           | Broms               |
| <b>Brass Wing Nut</b>             | Tuerca de mariposa de latón     | Mässingsvingmutter  |
| <b>Breather</b>                   | Respiradero                     | Luftare             |
| <b>Broom</b>                      | Escobilla                       | Kvast               |
| <b>Brown</b>                      | Marrón                          | Brun                |
| <b>Brush</b>                      | Escobilla                       | Borste              |
| <b>Base</b>                       | Base                            | Bas                 |
| <b>Buffer</b>                     | Amortiguador                    | Dämpare             |
| <b>Build</b>                      | Construir                       | Bygga               |
| <b>Bulb</b>                       | Bombilla                        | Lampa               |
| <b>Bulkhead</b>                   | Mampara                         | Skott (i tank)      |
| <b>Bumper</b>                     | Parachoques                     | Kofångare           |
| <b>Bump Stop</b>                  | Tope                            | Underkörningsskydd  |
| <b>Bungee Cord</b>                | Cuerda elástica                 |                     |
| <b>Bush</b>                       | Casquillo                       | Bussning            |
| <b>Buzzer</b>                     | Zumbador                        | Summer              |
| <b>Button</b>                     | Botón                           | Knapp               |
|                                   |                                 |                     |

When ordering replacement parts, always give the machine's Serial Number and specify Part Number, Quantity & Description

**C**

|                    |                      |                |
|--------------------|----------------------|----------------|
| <b>Cab</b>         | Cabina               | Hytt           |
| <b>Cable</b>       | Cable                | Wire           |
| <b>Caliper</b>     | Calibrador           |                |
| <b>Cam Shaft</b>   | Árbol de levas       | Kamaxel        |
| <b>Camera</b>      | Cámara               | Kamera         |
| <b>Canopy</b>      | Cúpula               | Kanape         |
| <b>Cap</b>         | Tapa                 | Kåpa           |
| <b>Capping</b>     | Cubierta             |                |
| <b>Carabiner</b>   | Mosquetón            | Karbidhake     |
| <b>Carrier</b>     | Soporte              | Bärare         |
| <b>Case</b>        | Caja                 | Fall           |
| <b>Casing</b>      | Carcasa              | Hölje          |
| <b>Catalogue</b>   | Catálogo             | Katalog        |
| <b>Catch</b>       | Fiador               | Fånga          |
| <b>Caution</b>     | Precaución           | Varning        |
| <b>Centre</b>      | Centro               | Mitten         |
| <b>Chain</b>       | Cadena               | Kedja          |
| <b>Chassis</b>     | Chasis               | Chassie        |
| <b>Check</b>       | Control              | Kontrollera    |
| <b>Check Valve</b> | Válvula de retención | Kontrollventil |
| <b>Chute</b>       | Conducto             | Dränering      |
| <b>Circlip</b>     | Resorte circular     | Buntband       |
| <b>Circuit</b>     | Circuito             | Strömkrets     |
| <b>Clamp</b>       | Grapa                | Klämma         |
| <b>Cleaner</b>     | Limpiador            | Rengörare      |
| <b>Clevis</b>      | Horquilla            |                |
| <b>Clip</b>        | Pinza                | Klämma         |
| <b>Clutch</b>      | Embrague             | Koppling       |
| <b>Coach</b>       | Carrocería           | Kaross         |
| <b>Coil</b>        | Bobina               | Spole          |
| <b>Collar</b>      | Casquillo            | Krage          |
| <b>Complete</b>    | Completo             | Slutföra       |
| <b>Components</b>  | Componentes          | Komponent      |
| <b>Compressor</b>  | Compresor            | Kompressor     |
| <b>Cone</b>        | Cono                 | Konisk         |
| <b>Connector</b>   | Conector             | Kontaktor      |
| <b>Connecting</b>  | Conexión en curso    | Ansluta        |
| <b>Connection</b>  | Conexión             | Anslutning     |

When ordering replacement parts, always give the machine's Serial Number and specify Part Number, Quantity & Description



|                                 |                      |             |
|---------------------------------|----------------------|-------------|
| <b>Con Rod (Connecting Rod)</b> | Biela (Biela)        |             |
| <b>Continued (Cont.)</b>        | Continuación (Cont.) | Fortsatt    |
| <b>Control (Ctrl)</b>           | Control (Cont.)      | Kontroll    |
| <b>Controller</b>               | Controlador          | Kontrollant |
| <b>Conventional</b>             | Convencional         | Vanlig      |
| <b>Conversion (Conv)</b>        | Conversión (Conv.)   | Omställning |
| <b>Cooler</b>                   | Refrigerador         | Kylare      |
| <b>Cooling</b>                  | Refrigeración        | Kylning     |
| <b>Copper</b>                   | Cobre                | Koppar      |
| <b>Core</b>                     | Núcleo               | Stomme      |
| <b>Cotter</b>                   | Chaveta              | Sprint/kil  |
| <b>Coupling</b>                 | Acoplamiento         | Koppling    |
| <b>Cover</b>                    | Cubierta             | Skydd       |
| <b>Cowling</b>                  | Capó                 |             |
| <b>Crank-case</b>               | Cárter               | Vevhus      |
| <b>Cranked</b>                  | Acodado              | Krökt       |
| <b>Cross Member</b>             | Travesaño            | Tvärstag    |
| <b>Crown Wheel</b>              | Corona dentada       | Kronhjul    |
| <b>Curb</b>                     | Borde                | Kansten     |
| <b>Cylinder</b>                 | Cilindro             | Cylinder    |

**D**

|                       |                                       |                      |
|-----------------------|---------------------------------------|----------------------|
| <b>Damper</b>         | Amortiguador                          | Dämpare              |
| <b>Deflector</b>      | Deflector                             | Riktare              |
| <b>Description</b>    | Descripción                           | Beskrivning          |
| <b>Details</b>        | Detalles                              | Detaljer             |
| <b>Detergent</b>      | Detergente                            | Rengöring            |
| <b>Diagram</b>        | Diagrama                              | Diagram              |
| <b>Dial</b>           | Cuadrante                             | Ring                 |
| <b>Diaphragm</b>      | Diafragma                             | Diafragma            |
| <b>Diode</b>          | Diodo                                 | Diod                 |
| <b>Dipped Beam</b>    | Luz de cruce                          | Halvljus             |
| <b>Dipstick</b>       | Varilla de nivel de aceite            | Olje/mätsticka       |
| <b>Dipstick guide</b> | Guía de la varilla de nivel de aceite | Markering oljesticka |
| <b>Dipstick tube</b>  | Tubo de la varilla de nivel de aceite | Rör oljesticka       |
| <b>Directional</b>    | Direccional                           | Riktningvisare       |
| <b>Dirt</b>           | Suciedad                              | Smutts               |
| <b>Disc/Disk</b>      | Disco                                 | Lamell               |

When ordering replacement parts, always give the machine's Serial Number and specify Part Number, Quantity & Description



|                       |                                |                  |
|-----------------------|--------------------------------|------------------|
| <b>Display</b>        | Pantalla                       | Skärm            |
| <b>Distributor</b>    | Distribuidor                   | Distributör      |
| <b>Diverter</b>       | Desviador de flujo             | Omvändare        |
| <b>Door</b>           | Puerta                         | Dörr             |
| <b>Double</b>         | Doble                          | Dubbel           |
| <b>Dowel</b>          | Espiga                         | Plugg/tapp       |
| <b>Down</b>           | Abajo                          | Ner              |
| <b>Dowty Seal</b>     | Junta "Dowty"                  |                  |
| <b>Drag Link Tube</b> | Biela de arrastre              |                  |
| <b>Drain Plug</b>     | Tapón de drenaje               | Dräneringsplug   |
| <b>Drive</b>          | Transmisión                    | Köra             |
| <b>Drive Core</b>     | Núcleo de la transmisión       | Drivaxel         |
| <b>Drive Coupling</b> | Acoplamiento de la transmisión | Drivkoppling     |
| <b>Drive Dog</b>      | Retén de la transmisión        |                  |
| <b>Drive Flange</b>   | Brida de la transmisión        | Drivfläns        |
| <b>Drive Motor</b>    | Motor de la transmisión        | Drivmotor        |
| <b>Drive Pump</b>     | Bomba de la transmisión        | Drivpump         |
| <b>Drive Shaft</b>    | Eje de la transmisión          | Drivaxel         |
| <b>Drive Tube</b>     | Tubo de la transmisión         |                  |
| <b>Dual Sweep</b>     | Doble barrido                  | Dubbelsug        |
| <b>Dump Valve</b>     | Válvula de descarga            | Övertrycksventil |
| <b>Dust</b>           | Polvo                          | Damm             |

**E**

|  |  |                   |
|--|--|-------------------|
| <b>Earth, electrical (Ground)</b>      | Tierra                                     | Jord              |
| <b>Eccentric</b>                       | Excéntrico                                 | Eccentrix         |
| <b>Elbow</b>                           | Codo                                       | Vinkel            |
| <b>Electric</b>                        | Eléctrico                                  | Elektrisk         |
| <b>Electrical</b>                      | Eléctrico                                  | Elektriska        |
| <b>Element</b>                         | Elemento                                   | Beständsdel       |
| <b>Enclosure</b>                       | Caja                                       | Omgivet           |
| <b>End</b>                             | Extremo                                    | Slut              |
| <b>End Plate</b>                       | Placa de tope                              | Skyddsplatta      |
| <b>End Cap</b>                         | Tapa de extremo                            | Skyddskåpa        |
| <b>Engine</b>                          | Motor                                      | Motor             |
| <b>Exchange</b>                        | Intercambio                                | Växla             |
| <b>Exhaust</b>                         | Escape                                     | Avgaser           |
| <b>Exhaust Gas Recirculation (EGR)</b> | Recirculación de los gases de escape (EGR) | Avgasventil (EGR) |

When ordering replacement parts, always give the machine's Serial Number and specify Part Number, Quantity & Description



|                     |           |             |
|---------------------|-----------|-------------|
| <b>Expansion</b>    | Expansión | Expantion   |
| <b>Extended</b>     | Extendido | Förlängd    |
| <b>Extension</b>    | Extensión | Förlängning |
| <b>Extinguisher</b> | Extintor  | Förlängare  |

**F**

|                         |                   |                        |
|-------------------------|-------------------|------------------------|
| <b>Fan</b>              | Ventilador        | Fläkt                  |
| <b>Fastener</b>         | Sujeción          | Fäste                  |
| <b>Feed</b>             | Alimentación      | Försörjning            |
| <b>Female</b>           | Hembra            | Kvinna                 |
| <b>Filler</b>           | Embudo            | Filler                 |
| <b>Filter</b>           | Filtro            | Filter                 |
| <b>Finisher</b>         | Unidad de acabado | Avslutare              |
| <b>Fire</b>             | Fuego             | Eld                    |
| <b>First</b>            | Primero           | Första                 |
| <b>Fishtail</b>         | Cola de pez       |                        |
| <b>Fit</b>              | Acoplar           | Passa                  |
| <b>Fitting</b>          | Conector          | Montering/installation |
| <b>Fixing</b>           | Fijación          | Laga                   |
| <b>Flange</b>           | Brida             | Fläns                  |
| <b>Flap</b>             | Aleta             | Dörr / öppning         |
| <b>Flash</b>            | Centelleo         | Blixt                  |
| <b>Flexible (Flexi)</b> | Flexible (Flex.)  | Flexibel               |
| <b>Floor</b>            | Piso              | Golv                   |
| <b>Floorplate</b>       | Placa de piso     | Golvplatta             |
| <b>Flow</b>             | Flujo             | Flöde                  |
| <b>Fluid</b>            | Líquido           | Vätska                 |
| <b>Flywheel</b>         | Volante           | Stödhjul               |
| <b>Foam</b>             | Espuma            | Skumm                  |
| <b>Fog</b>              | Niebla            | Dimma                  |
| <b>Foot</b>             | Pie               | Fot                    |
| <b>Forward</b>          | Directa           | Framåt                 |
| <b>Frame</b>            | Bastidor          | Ram                    |
| <b>Front</b>            | Delantero         | Fram                   |
| <b>Fuel</b>             | Combustible       | Drivmedel              |
| <b>Function</b>         | Función           | Funktion               |
| <b>Fuse</b>             | Fusible           | Säkring                |
|                         |                   |                        |
|                         |                   |                        |
|                         |                   |                        |

When ordering replacement parts, always give the machine's Serial Number and specify Part Number, Quantity & Description



**G**

|                              |                         |                  |
|------------------------------|-------------------------|------------------|
| <b>Gain</b>                  | Ganancia                | Vinna            |
| <b>Galvanised</b>            | Galvanizado             | Galvaniserad     |
| <b>Gantry</b>                | Pórtico                 | Brygga/ställning |
| <b>Gas</b>                   | Gas                     | Gas              |
| <b>Gas Strut</b>             | Montante de gas         |                  |
| <b>Gasket</b>                | Junta                   | Packning         |
| <b>Gauge</b>                 | Indicador               | Tryckmätare      |
| <b>Gauze</b>                 | Tela metálica           | Flor(gasbinda)   |
| <b>Gear</b>                  | Engranaje               | Växel            |
| <b>Geared</b>                | Accionado por engranaje | Växlad           |
| <b>Gearbox</b>               | Caja de cambios         | Växellåda        |
| <b>General</b>               | General                 | I allmänhet      |
| <b>Glass</b>                 | Vidrio                  | Glas             |
| <b>Glow Plug</b>             | Bujía incandescente     | Glödstift        |
| <b>Gobbler (Nozzle Tilt)</b> | "Gobbler"               | Tilt (sugbox)    |
| <b>Grab</b>                  | Gancho                  | Fånga            |
| <b>Grease</b>                | Grasa                   | Smörja           |
| <b>Greaser</b>               | Engrasador              | Fett             |
| <b>Green</b>                 | Verde                   | Grön             |
| <b>Grey</b>                  | Gris                    | Grå              |
| <b>Grill</b>                 | Rejilla                 | Grill            |
| <b>Grip</b>                  | Mango                   | Grepp            |
| <b>Grub Screw</b>            | Tornillo de presión     | Avdragare        |
| <b>Grommet</b>               | Arandela                |                  |
| <b>Guard</b>                 | Protección              | Skydd            |
| <b>Guide</b>                 | Guía                    | Guide            |

**H**

|                    |                  |              |
|--------------------|------------------|--------------|
| <b>Handbrake</b>   | Freno de mano    | Handbroms    |
| <b>Hand</b>        | Manual, a mano   | Hand         |
| <b>Hand Primer</b> | Bomba de mano    | Handcreme    |
| <b>Hand Wash</b>   | Lavado a mano    | Handtvätt    |
| <b>Handle</b>      | Asa              | Handtag/vred |
| <b>Hanger</b>      | Soporte colgante | Hängare      |
| <b>Harness</b>     | Mazo de cables   | Sele         |
| <b>Head</b>        | Cabeza           | Huvud        |
| <b>Headlamp</b>    | Faro             | Strålkastare |
| <b>Heat</b>        | Calor            | Värme        |
| <b>Heatshield</b>  | Pantalla térmica | Värmeplåt    |

When ordering replacement parts, always give the machine's Serial Number and specify Part Number, Quantity & Description



|                       |                                   |                 |
|-----------------------|-----------------------------------|-----------------|
| <b>Heater</b>         | Calentador                        | Värmare         |
| <b>High Pressure</b>  | Alta presión                      | Högtryck        |
| <b>Hi Tip</b>         | Punta alta                        | Högtippande     |
| <b>Hinge</b>          | Bisagra                           | Gångjärn        |
| <b>Hinged</b>         | Articulado                        | Gångjärns hängd |
| <b>Holder</b>         | Portaherramientas                 | Hållare         |
| <b>Hooks</b>          | Ganchos                           | Krokar          |
| <b>Hopper</b>         | Tolva                             | Behållare       |
| <b>Horn</b>           | Claxon                            | Signalhorn      |
| <b>Hose</b>           | Tubo flexible                     | Slang           |
| <b>Hose Tail</b>      | Extremo de tubo flexible          | Slangände       |
| <b>Hot</b>            | Caliente                          | Varm            |
| <b>Hour Meter</b>     | Cronómetro                        | Timräknare      |
| <b>Housing</b>        | Carcasa                           | Kåpa/skydd      |
| <b>Hub</b>            | Cubo                              | Centrum         |
| <b>Hydraulic</b>      | Hidráulico                        | Hydraulisk      |
| <b>Hydrant</b>        | Boca de riego                     | Brandpost       |
| <b>Hydrant Filler</b> |                                   | Brandpost huvud |
| <b>Hydrant Hose</b>   | Tubo flexible de la boca de riego | Brandpostslang  |
| <b>Hydrostatic</b>    | Hidrostático                      | Hydrostatisk    |

**I**

|                           |                     |                |
|---------------------------|---------------------|----------------|
| <b>Identification</b>     | Identificación      | Identifiering  |
| <b>Idle</b>               | Ralentí             | Idealisk       |
| <b>Ignition (Ign)</b>     | Encendido (Enc.)    | Tändning       |
| <b>Illuminated</b>        | Encendido           | Eliminerad     |
| <b>Illustrated</b>        | Ilustrado           | Illustrerad    |
| <b>Illustration</b>       | Ilustración         | Illustration   |
| <b>Impeller</b>           | Propulsor           | Impeller       |
| <b>Inclusive</b>          | Inclusivo           | Inklusive      |
| <b>Information (Info)</b> | Información (Info.) | Information    |
| <b>In</b>                 | Dentro, entrada     | In             |
| <b>Inlet</b>              | Admisión            | Insläpp        |
| <b>Inlet Cone</b>         | Núcleo de admisión  | Insläppskona   |
| <b>Inlet Pipe</b>         | Tubo de admisión    | Insläppsrör    |
| <b>Injection Pump</b>     | Bomba de inyección  | Injektionspump |
| <b>Injector</b>           | Inyector            | Injektör       |
| <b>Injector Pipe</b>      | Tubo del inyector   | Injektorrör    |
| <b>Input</b>              | Entrada             | Ingående       |

When ordering replacement parts, always give the machine's Serial Number and specify Part Number, Quantity & Description



|                     |                         |                    |
|---------------------|-------------------------|--------------------|
| <b>Inseal Strip</b> | Banda de estanqueidad   |                    |
| <b>Insert</b>       | Insertar                | Lägga till         |
| <b>Insertion</b>    | Inserción               | Insättande/tillägg |
| <b>Installation</b> | Instalación             | Installation       |
| <b>Instrument</b>   | Instrumento             | Instrument         |
| <b>Insulator</b>    | Aislante                | Isolerare          |
| <b>Inter Cooler</b> | Refrigerador intermedio | Laddluftkylare     |
| <b>Interior</b>     | Interior                | Inredning          |
| <b>Interim</b>      | Intermedio              | Interim            |
| <b>Internal</b>     | Interno                 | Invändig           |
| <b>Item</b>         | Elemento                | Punkt/artikel      |

**J**

|                     |                    |             |
|---------------------|--------------------|-------------|
| <b>Jet</b>          | Chorro, inyector   | Jet         |
| <b>Joint</b>        | Articulación       | Punkt       |
| <b>Joystick</b>     | Palanca de control | Joystick    |
| <b>Jubilee Clip</b> | Pinza "Jubilee"    | Slangklämma |
| <b>Junction</b>     | Unión              | Korsning    |

**K**

|                   |   |              |
|-------------------|---|--------------|
| <b>Key</b>        | Tecla                                   | Nyckel       |
| <b>Key Switch</b> | Interruptor de llave, llave de contacto | Tändningslås |
| <b>Kerb</b>       | Borde                                   | Kantsten     |
| <b>King Pin</b>   | Pivote central                          |              |
| <b>King Post</b>  | Palo macho                              |              |
| <b>Kit</b>        | Juego                                   | Satts        |
| <b>Knob</b>       | Mando                                   | Knopp        |

**L**

|                                      |                           |               |
|--------------------------------------|---------------------------|---------------|
| <b>label</b>                         | Etiqueta                  | Etikett       |
| <b>Lamp</b>                          | Lámpara                   | Lampa         |
| <b>Work Lamp</b>                     | Lámpara de trabajo        | Arbetsljus    |
| <b>Head Lamp</b>                     | Lámpara de cabeza         | Strålkastare  |
| <b>Side Lamp</b>                     | Lámpara lateral           | Positionsljus |
| <b>Lance</b>                         | Lanza                     | Munstycke     |
| <b>Lap Joint</b>                     | Articulación de solape    | Fogpunkt      |
| <b>Large</b>                         | Grande                    | Stor          |
| <b>Latch</b>                         | Pestillo                  | Regla/stänga  |
| <b>Lead</b>                          | Plomo, avance             | Bly           |
| <b>L.E.D. (Light Emitting Diode)</b> | LED (diodo emisor de luz) | L.E.D diod    |
| <b>Leash</b>                         | Correa                    | Remm          |

When ordering replacement parts, always give the machine's Serial Number and specify Part Number, Quantity & Description



|                              |                                   |                       |
|------------------------------|-----------------------------------|-----------------------|
| <b>Left</b>                  | Izquierda                         | Vänster               |
| <b>Left Hand Drive (LHD)</b> | Conducción por la izquierda (LHD) | Vänsterstyrning       |
| <b>Leg</b>                   | Pata                              | Ben                   |
| <b>Length</b>                | Longitud                          | Längd                 |
| <b>Lens</b>                  | Lentes                            | Glas                  |
| <b>Level</b>                 | Nivel                             | Nivå                  |
| <b>Lever</b>                 | Palanca                           | Spak/hävstång         |
| <b>Lid</b>                   | Tapa                              | Lock                  |
| <b>Lift</b>                  | Levantar                          | Lyfta                 |
| <b>Lifting</b>               | Levantamiento                     | Lyfter                |
| <b>Light</b>                 | Luz                               | Ljus                  |
| <b>Side Light</b>            | Luz lateral                       | Sidoljus              |
| <b>Head Light</b>            | Faro                              | Strålkastare          |
| <b>Rear Light</b>            | Luz trasera                       | Bakljus               |
| <b>Brake Light</b>           | Luz de freno                      | Bromsljus             |
| <b>Interior Light</b>        | Luz interior                      | Innebelysning         |
| <b>Fog Light</b>             | Luz antiniebla                    | Dimmljus              |
| <b>Linch Pin</b>             | Pasador con anilla abatible       |                       |
| <b>Lining</b>                | Revestimiento interior            | Bromsbelägg/beklädnad |
| <b>Link</b>                  | Articulación                      | Länk                  |
| <b>Linkage</b>               | Varillaje de mando                | Länksystem            |
| <b>Litre</b>                 | Litro                             | Liter                 |
| <b>List</b>                  | Lista                             | List                  |
| <b>Load</b>                  | Carga, cargar                     | Lasta                 |
| <b>Located</b>               | Situado                           | Placerad              |
| <b>Lock</b>                  | Cierre, bloqueo                   | Lås                   |
| <b>Locknut</b>               | Contratuerca                      | Läsmutter             |
| <b>Locker</b>                | Taquilla                          | Skåp                  |
| <b>Locking</b>               | Cierre                            | Låsa                  |
| <b>Long</b>                  | Largo                             | Lång                  |
| <b>Loom</b>                  | Cableado eléctrico                | Hölje                 |
| <b>Loop</b>                  | Bucle                             | Förbinda              |
| <b>Low Pressure</b>          | Baja presión                      | Lågtryck              |
| <b>Lower</b>                 | Inferior, bajar                   | Sänka                 |
| <b>Lubricant</b>             | Lubricante                        | Smörjmedel            |
| <b>Lubrication</b>           | Lubricación                       | Smörjning             |
|                              |                                   |                       |
|                              |                                   |                       |

When ordering replacement parts, always give the machine's Serial Number and specify Part Number, Quantity & Description

**M**

|                        |                        |               |
|------------------------|------------------------|---------------|
| <b>Machine</b>         | Máquina                | Maskin        |
| <b>Magnet</b>          | Imán                   | Magnet        |
| <b>Magnetic</b>        | Magnético              | Magnetisk     |
| <b>Main</b>            | Principal              | Huvud         |
| <b>Male</b>            | Macho                  | Man           |
| <b>Management</b>      | Gestión                | Skötsel       |
| <b>Manifold</b>        | Distribuidor           | Fördelare     |
| <b>Manual</b>          | Manual                 | Manual        |
| <b>Manufactured</b>    | Fabricado              | Tillverkad    |
| <b>Marker Lamp</b>     | Luz de señalización    |               |
| <b>Master</b>          | Principal              | Huvud         |
| <b>Master Cylinder</b> | Cilindro maestro       | Huvudcylinder |
| <b>Maximum (Max)</b>   | Máximo (Máx.)          | Maximum       |
| <b>Mesh</b>            | Malla                  | Galler        |
| <b>Metal</b>           | Metal                  | Metall        |
| <b>Meter</b>           | Metro                  | Meter         |
| <b>Micro Switch</b>    | Microinterruptor       | Mikrobrytare  |
| <b>Minimum (Min)</b>   | Mínimo (Min.)          | Minimum       |
| <b>Mirror</b>          | Espejo                 | Spegel        |
| <b>Miscellaneous</b>   | Varios                 | Ungefärlig    |
| <b>Modified</b>        | Modificado             | Modifierad    |
| <b>Module</b>          | Módulo                 | Modul         |
| <b>Monitor</b>         | Monitor, controlar     | Skärm         |
| <b>Motor</b>           | Motor                  | Motor         |
| <b>Mount</b>           | Montura                | Montera       |
| <b>Mounted</b>         | Montado                | Monterad      |
| <b>Mounting</b>        | Instalación, soporte   | Montera       |
| <b>Mud Flaps</b>       | Aleta guardabarros     | Stänkskydd    |
| <b>Mud Guard</b>       | Guardabarros           | Stänkskärm    |
| <b>Muffler</b>         | Silenciador            | Ljuddämpare   |
| <b>Multi Function</b>  | Multifunción, multiuso | Flerfunktion  |

**N**

|                             |                       |            |
|-----------------------------|-----------------------|------------|
| <b>N/A (Not Applicable)</b> |                       |            |
| <b>Narrow</b>               | Estrecho              | Nära       |
| <b>Near side</b>            | Lado izquierdo        | Nära sidan |
| <b>Negative</b>             | Negativo              | Negativ    |
| <b>Neutral</b>              | Neutral, punto muerto | Neutral    |
| <b>New</b>                  | Nuevo                 | Ny         |

When ordering replacement parts, always give the machine's Serial Number and specify Part Number, Quantity & Description



|                         |                     |                 |
|-------------------------|---------------------|-----------------|
| <b>Nipple</b>           | Manguito            | Nippel          |
| <b>No. (Number)</b>     | Número              | Nummer          |
| <b>Non Return</b>       | Sin retorno         | Ingen återvändo |
| <b>Normal</b>           | Normal              | Normal          |
| <b>Note</b>             | Nota                | Not             |
| <b>Nozzle</b>           | Boquilla            | Munstycke       |
| <b>Number</b>           | Número              | Nummer          |
| <b>Numerical</b>        | Numérico            | Numrerad        |
| <b>Nut</b>              | Tuerca              | Mutter          |
| <b>Nyloc Nut</b>        | Tuerca "Nyloc"      | Nylocmutter     |
| <b>Hex Nut</b>          | Tuerca hexagonal    | Mutter sexkant  |
| <b>Plain Nut</b>        | Tuerca lisa         | Plan mutter     |
| <b>Self Locking Nut</b> | Tuerca autoblocante | Låsmutter       |
| <b>Thin Nut</b>         | Tuerca fina         | Mutter (tunn)   |
| <b>Nylon Tube</b>       | Tubo de nilón       | Nylonslang      |

**O**

|                       |                    |                  |
|-----------------------|--------------------|------------------|
| <b>Obsolete</b>       | Obsoleto           | Föråldrad        |
| <b>Off</b>            | Apagado            | Av               |
| <b>Off Side</b>       | Lado derecho       | Vid sidan av     |
| <b>Oil</b>            | Aceite             | Olja             |
| <b>Olive</b>          | Oliva              | Oliv             |
| <b>On</b>             | Encendido          | På               |
| <b>Open</b>           | Abrir              | Öppen            |
| <b>Opened</b>         | Abierto            | Öppnad           |
| <b>Opening</b>        | Apertura, abertura | Öppning          |
| <b>Operating</b>      | Funcionamiento     | Köra             |
| <b>Option</b>         | Opción             | Tillbehör        |
| <b>Optional</b>       | Opcional           | Valfri/frivillig |
| <b>Orange</b>         | Naranja            | Orange           |
| <b>Original</b>       | Original           | Orginal          |
| <b>O Ring</b>         | Junta tórica       | O ring           |
| <b>Out (Extended)</b> | Fuera              |                  |
| <b>Outer</b>          | Exterior           | Yttre            |
| <b>Outlet</b>         | Salida             | Överskott        |
| <b>Output</b>         | Producción         | Utkommande       |
| <b>Overhead</b>       | En cabeza          | Över huvudet     |
| <b>Overload</b>       | Sobrecarga         | Överlasta        |
|                       |                    |                  |
|                       |                    |                  |

When ordering replacement parts, always give the machine's Serial Number and specify Part Number, Quantity & Description

**P**

|                                 |                                |                  |
|---------------------------------|--------------------------------|------------------|
| <b>Packer</b>                   | Tapón estanco                  | Packare          |
| <b>Panel</b>                    | Panel                          | Panel            |
| <b>Part</b>                     | Pieza                          | Del              |
| <b>Pedal</b>                    | Pedal                          | Pedal            |
| <b>Pick-up (sensor)</b>         | Elegir                         | Sensor           |
| <b>Pilot (pressure)</b>         | Piloto                         | Pilot (tryck)    |
| <b>Pin</b>                      | Pasador                        | Pinne            |
| <b>Pinion</b>                   | Piñón                          | Pinjong          |
| <b>Pink</b>                     | Rosa                           | Rosa             |
| <b>Pipe</b>                     | Tubo (rígido)                  | Rör              |
| <b>Piping</b>                   | Tubería                        | Rördragning      |
| <b>Piston</b>                   | Pistón                         | Kolv             |
| <b>Pivot</b>                    | Pivote                         | Styrtapp         |
| <b>Plastic</b>                  | Plástico                       | Plast            |
| <b>Plate</b>                    | Disco, placa                   | Tallrik          |
| <b>Plinth</b>                   | Base                           | Plint            |
| <b>Plug</b>                     | Enchufe, tapón                 | Plugg            |
| <b>Point</b>                    | Punto                          | Punkt            |
| <b>Poppet Valve</b>             | Válvula de resorte             |                  |
| <b>Ports</b>                    | Puertos                        | Port/öppning     |
| <b>Position</b>                 | Posición                       | Position         |
| <b>Positioned</b>               | Colocado                       | Placerad         |
| <b>Post</b>                     | Poste, borna                   | Stolpe/stötta    |
| <b>Potentiometer</b>            | Potenciómetro                  | Potensiometer    |
| <b>Power</b>                    | Potencia                       | Ström            |
| <b>Pneumatic (See Also Air)</b> | Neumático (véase también Aire) | Pneumatisk       |
| <b>Pressure</b>                 | Presión                        | Tryck            |
| <b>Primer</b>                   | Cebador                        | Primer           |
| <b>Production</b>               | Producción                     | Produktion       |
| <b>Prop</b>                     | Apoyo                          | Stöd/palla under |
| <b>Propshaft</b>                | Árbol de transmisión           | Kardanaxel       |
| <b>Pull</b>                     | Tirar, tracción                | Drag             |
| <b>Pulley</b>                   | Polea                          | Remskiva         |
| <b>Pulsation</b>                | Pulsación                      | Pulserande       |
| <b>Pulse</b>                    | Pulso                          | Puls             |
| <b>Pump</b>                     | Bomba                          | Pump             |
| <b>Purple</b>                   | Púrpura                        | Lila             |

When ordering replacement parts, always give the machine's Serial Number and specify Part Number, Quantity & Description



|          |                        |                                 |                  |
|----------|------------------------|---------------------------------|------------------|
|          | Push                   | Empujar, empuje                 | Tryck            |
| <b>Q</b> |                        |                                 |                  |
|          | Quick Release          | Suelta rápida                   | Snabbkoppling    |
| <b>R</b> |                        |                                 |                  |
|          | Radiator (Rad)         | Radiador (Rad.)                 | Kylare           |
|          | Raise                  | Levantar                        | Lyfta            |
|          | Raised                 | Levantado                       | Lyft             |
|          | Ram                    | Pistón                          | Kolv             |
|          | Ratio                  | Relación                        | Radie            |
|          | Rear                   | Trasero                         | Bak              |
|          | Red                    | Rojo                            | Röd              |
|          | Reducer                | Reductor                        | Reducerare       |
|          | Reducing               | Reducción, reduciendo           | Reducera         |
|          | Reduction              | Reducción                       | Reducering       |
|          | Reel                   | Carrete                         | Hjul             |
|          | Refer                  | Ver                             | Referera         |
|          | Refill                 | Rellenar                        | Återfylla        |
|          | Regulator              | Regulador                       | Regulator        |
|          | Related                | Relacionado                     | Besläktad        |
|          | Relay                  | Relé                            | Relä             |
|          | Release                | Liberación                      | Lösgöra          |
|          | Relief Valve           | Válvula de descarga             | Övertrycksventil |
|          | Remote                 | Remoto                          | Mottagare        |
|          | Repair                 | Reparar                         | Reparera         |
|          | Replacement            | Sustitución                     | Ersätta          |
|          | Resister               | Registrar, registro             | Motstånd         |
|          | Restrictor             | Estrangulador                   | Strypning        |
|          | Retainer               | Fiador                          | Förskottshyra    |
|          | Retaining              | Retención                       |                  |
|          | Return                 | Retorno                         | Återvända        |
|          | Reverse                | Inverso                         | Backa            |
|          | Reversing              | Inversión                       | Backa            |
|          | Right                  | Derecha                         | Höger            |
|          | Right Hand Drive (RHD) | Conducción por la derecha (RHD) | Högerstyrd       |
|          | Rim                    | Llanta                          | Kant/fals        |
|          | Ring                   | Anillo                          | Ring             |
|          | Road                   | Carretera                       | Väg              |
|          | Rod                    | Varilla                         | Rulle            |

When ordering replacement parts, always give the machine's Serial Number and specify Part Number, Quantity & Description





|                 |                     |           |
|-----------------|---------------------|-----------|
| <b>Rolling</b>  | Rodamiento          | Rullande  |
| <b>Rotary</b>   | Giratorio, rotativo | Roterande |
| <b>Rotate</b>   | Girar               | Rotera    |
| <b>Rotating</b> | Giratorio, rotativo | Rotera    |
| <b>Rotation</b> | Giro                | Rotation  |
| <b>Rubber</b>   | Goma                | Gummi     |

**S**

|                                   |                                 |                       |
|-----------------------------------|---------------------------------|-----------------------|
| <b>Safety</b>                     | Seguridad                       | Säkerhet              |
| <b>Scraper</b>                    | Escariador                      | Skrapa                |
| <b>Screen</b>                     | Filtro, pantalla                | Galler                |
| <b>Screw</b>                      | Tornillo                        | Skruv                 |
| <b>csk hd (counter-sunk head)</b> | Cab. avell. (cabeza avellanada) |                       |
| <b>Hex hd (hexagonal head)</b>    | Cab. hexag. (cabeza hexagonal)  | Skruv sexkant         |
| <b>skt hd (socket head)</b>       | Cab. hueca (cabeza hueca)       | Skruv (fösänkt)       |
| <b>Seal</b>                       | Junta                           | Tätning               |
| <b>Sealant</b>                    | Sellante                        | Flytande tätningmedel |
| <b>Sealing</b>                    | Sellado                         | Täta                  |
| <b>Seat</b>                       | Asiento                         | Säte                  |
| <b>Securing</b>                   | Fijación                        | Säkra                 |
| <b>Selector Shaft</b>             | Eje selector                    | Väljaraxel            |
| <b>Self Tapping</b>               | Aterrajado automático           | Självdränkande        |
| <b>Sender</b>                     | Conmutador selector             | Sändare               |
| <b>Sensor</b>                     | Sensor                          | Sensor                |
| <b>Separation</b>                 | Separación                      | Separerat             |
| <b>Serial</b>                     | Serie                           | Serie                 |
| <b>Service Exchange (S/EX)</b>    | Intercambio de servicio         | Utbytesdel            |
| <b>Setscrew</b>                   | Tornillo de fijación            | Sättskruv             |
| <b>Shaft</b>                      | Eje                             | Skaft                 |
| <b>Shells</b>                     | Cuerpos                         | Snäckor               |
| <b>Shield</b>                     | Protector                       | Skjöld                |
| <b>Shim</b>                       | Suplemento                      | Shims                 |
| <b>Shock Absorber</b>             | Amortiguador                    | Stötdämpare           |
| <b>Shoe</b>                       | Zapata                          | Sko                   |
| <b>Short</b>                      | Corto                           | Kort                  |
| <b>Shovel</b>                     | Pala                            | Skyffel               |
| <b>Side Access Door</b>           | Puerta de acceso lateral        | Sidodörr              |
| <b>Sight</b>                      | Vista                           | Sikt                  |

When ordering replacement parts, always give the machine's Serial Number and specify Part Number, Quantity & Description



|                    |                        |                    |
|--------------------|------------------------|--------------------|
| <b>Silencer</b>    | Silenciador            | Ljuddämpare        |
| <b>Silicon</b>     | Silicona               | Silikon            |
| <b>Single</b>      | Único, sencillo        | Enkel              |
| <b>Skirt</b>       | Faldón                 | Kjol               |
| <b>Slate</b>       | Pizarra                |                    |
| <b>Sleeve</b>      | Manguito               | Muff               |
| <b>Slew</b>        | Pivotar                | Svänga/slira       |
| <b>Slewing</b>     | Pivotaje               | Svängande/slirande |
| <b>Sliding</b>     | Deslizamiento          | Glidande           |
| <b>Slotted</b>     | Ranurado               | Spräcktt           |
| <b>Small</b>       | Pequeño                | Liten              |
| <b>Socket</b>      | Casquillo              | Socket             |
| <b>Solenoid</b>    | Solenoide              | Solenoid           |
| <b>Spacer</b>      | Separador              | Distans            |
| <b>Spare</b>       | Repuesto               | Reserv             |
| <b>Speakers</b>    | Altavoces              | Högtalare          |
| <b>Special</b>     | Especial               | Special            |
| <b>Speed</b>       | Velocidad              | Fart               |
| <b>Spherical</b>   | Esférico               | Klotformig         |
| <b>Spigot</b>      | Espiga                 | Rör                |
| <b>Spindle</b>     | Husillo                | Spindel            |
| <b>Splined</b>     | Acanalado              | Flisad/splittrad   |
| <b>Splinter</b>    | Partícula              | Skärva/splitter    |
| <b>Split Pin</b>   | Chaveta hendida        | Låspinne           |
| <b>Splitter</b>    | Separador              | Fördelare          |
| <b>Spray</b>       | Pulverizador, rociador | Spaya              |
| <b>Spring</b>      | Muelle                 | Fjäder             |
| <b>Stabiliser</b>  | Estabilizador          | Stabiliserare      |
| <b>Stabilising</b> | Estabilización         | Stabilisera        |
| <b>Stack</b>       | Pila                   | Fullpropad med     |
| <b>Standard</b>    | Estándar               | Standard           |
| <b>Standpipe</b>   | Tubo vertical          | Vattenpost         |
| <b>Starter</b>     | Motor de arranque      | Startmotor         |
| <b>Steel</b>       | Acero                  | Stål               |
| <b>Steering</b>    | Dirección              | Styrning           |
| <b>Stem</b>        | Vástago                | Stoppa             |
| <b>Stiffener</b>   | Contrafuerte, larguero | Förtjockare        |
| <b>Stop</b>        | Parar                  | Stopp              |
| <b>Storage</b>     | Almacenamiento         | Lagra              |

When ordering replacement parts, always give the machine's Serial Number and specify Part Number, Quantity & Description



|                       |                       |                  |
|-----------------------|-----------------------|------------------|
| <b>Stowage</b>        | Estiba                | Stuvningsutrymme |
| <b>Straight</b>       | Recto                 | Rakt             |
| <b>Strap</b>          | Tira de sujeción      | Sätta fast       |
| <b>Strip</b>          | Banda                 | Ta bort          |
| <b>Strut</b>          | Puntal                | Balk/stötta      |
| <b>Stub</b>           | Tope                  | Stump/talong     |
| <b>Stud</b>           | Espárrago             |                  |
| <b>Studded</b>        | Con pasador           |                  |
| <b>Studding</b>       | Pasante               |                  |
| <b>Sub Frame</b>      | Bastidor auxiliar     | Underram         |
| <b>Suction Box</b>    | Caja de succión       |                  |
| <b>Suction Fan</b>    | Ventilador de succión | Sugfläkt(turbin) |
| <b>Suction Nozzle</b> | Boquilla de succión   | Sugmunstycke     |
| <b>Sump</b>           | Sumidero              | Oljetråg         |
| <b>Supply</b>         | Suministro            | Förse            |
| <b>Support</b>        | Asistencia, soporte   | Stödja           |
| <b>Suppression</b>    | Supresión             | Undertryck       |
| <b>Suspension</b>     | Suspensión            | Fjädring         |
| <b>Sweep</b>          | Barrido               | Sopa             |
| <b>Sweeping</b>       | Barrido, barriendo    | Sopa             |
| <b>Swing</b>          | Oscilación            | Svänga           |
| <b>Switch</b>         | Interruptor           | Brytare          |
| <b>Switches</b>       | Interruptores         | Brytare          |
| <b>Swivel</b>         | Giratorio             | Svängbar         |
| <b>System</b>         | Sistema               | System           |

**T**

|                           |                       |                  |
|---------------------------|-----------------------|------------------|
| <b>Tab Washer</b>         | Arandela con lengüeta |                  |
| <b>Tachograph</b>         | Tacógrafo             | Färdskrivare     |
| <b>Tachometer</b>         | Tacómetro             | Hastighetsmätare |
| <b>Tandem</b>             | Tándem                | Tandem           |
| <b>Tank</b>               | Tanque                | Tank             |
| <b>Tapered</b>            | Cónico                | Avsmalnande      |
| <b>Taper Lock</b>         | Cierre cónico         | Plugg            |
| <b>Tee Key</b>            | Llave en T            | Gren             |
| <b>Temperature (Temp)</b> | Temperatura (Temp.)   | Temperatur       |
| <b>Template</b>           | Plantilla             | Mall             |
| <b>Tensioner</b>          | Tensor                | Sträckare        |
| <b>Terminal</b>           | Terminal              | Terminal         |
| <b>Test</b>               | Prueba                | Test             |

When ordering replacement parts, always give the machine's Serial Number and specify Part Number, Quantity & Description



|                             |   |                    |
|-----------------------------|---|--------------------|
| <b>Thermostat</b>           | Termostato  | Termostat          |
| <b>Thick</b>                | Espeso  | Tjock              |
| <b>Thimble</b>              | Dedal   | Fingerborg         |
| <b>Thin</b>                 | Delgado   | Smal               |
| <b>Throttle</b>             | Regulador de gases                                | Trottell           |
| <b>Thrust</b>               | Empuje  | Tryck              |
| <b>Tie Rod</b>              | Barra de acoplamiento transversal de la dirección |                    |
| <b>Tilt</b>                 | Inclinar  | Tilt               |
| <b>Tilting</b>              | Inclinación                                       | Tilta              |
| <b>Timer</b>                | Temporizador                                      | Timer              |
| <b>Timing</b>               | Sincronización                                    | Tids anpassa       |
| <b>Toggle</b>               | Báscula   | Vippa              |
| <b>Tool</b>                 | Herramienta                                       | Verktyg            |
| <b>Toolbox</b>              | Caja de herramientas                              | Verktygslåda       |
| <b>Toothed</b>              | Dentado   | Signalhorn         |
| <b>Top</b>                  | Superior  | Topp               |
| <b>Tow</b>                  | Remolque  | Dra / bogsera      |
| <b>Tow Ball</b>             | Bola de remolque                                  | Dragkula           |
| <b>Tow Bar</b>              | Barra de remolque                                 | Dragkrok           |
| <b>Tow Point</b>            | Punto de remolque                                 | Dragpunkt          |
| <b>Track Rod</b>            | Tirante transversal                               |                    |
| <b>Trailer</b>              | Remolque  | Släp               |
| <b>Transfer Gearbox</b>     | Caja de cambios transferencia, caja transfer      | Tillsattsväxellåda |
| <b>Transmission</b>         | Transmisión                                       | Transmission       |
| <b>Travel</b>               | Recorrido, viaje                                  | Resa               |
| <b>Trunking</b>             | Unión   |                    |
| <b>Trunnion</b>             | Muñón   |                    |
| <b>Tube</b>                 | Tubo  | Rör                |
| <b>Tubing</b>               | Sistema de tuberías                               | Rördragning        |
| <b>Turbocharger (Turbo)</b> | Turbocompresor (Turbo)                            | Turbo              |
| <b>Twin</b>                 | Gemelo, bimotor                                   | Dubbel             |
| <b>Type</b>                 | Tipo  | Typ                |
| <b>Typical</b>              | Típico  | Typisk             |
| <b>Tyre</b>                 | Neumático   | Däck               |
|                             |   |                    |
|                             |   |                    |

When ordering replacement parts, always give the machine's Serial Number and specify Part Number, Quantity & Description

**U**

|                              |                       |              |
|------------------------------|-----------------------|--------------|
| <b>Uncompressed</b>          | No comprimido         | Okomprimerad |
| <b>Underside</b>             | Inferior              | Undersida    |
| <b>Universal Joint (U/J)</b> | Junta cardánica (U/J) | Knutkors     |
| <b>Union</b>                 | Unión                 | Förena       |
| <b>Unit</b>                  | Unidad                | Del          |
| <b>Un-Loader</b>             | Descargador           | Avlastning   |
| <b>Up</b>                    | Arriba                | Upp          |
| <b>Update</b>                | Actualizar            | Uppdatera    |
| <b>Usage</b>                 | Uso                   | Andvändning  |

**V**

|                |          |         |
|----------------|----------|---------|
| <b>Valve</b>   | Válvula  | Ventil  |
| <b>Variant</b> | Variante | Variant |
| <b>Vehicle</b> | Vehículo | Fordon  |
| <b>Voltage</b> | Tensión  | Volt    |

**W**

|                    |                     |                   |
|--------------------|---------------------|-------------------|
| <b>Wander Hose</b> | Tubo flexible móvil | Sugslang (lövsug) |
| <b>Warning</b>     | Advertencia         | Varning           |
| <b>Washer</b>      | Arandela            | Bricka            |
| <b>Water</b>       | Agua                | Vatten            |
| <b>Wear</b>        | Desgaste            | Slitage           |
| <b>Weed Ripper</b> | Escardador          | Ogräs             |
| <b>Welded</b>      | Soldado             | Svetsad           |
| <b>Wheel</b>       | Rueda               | Hjul              |
| <b>White</b>       | Blanco              | Vit               |
| <b>Wide Sweep</b>  | Barrido amplio      | Vals              |
| <b>Windscreen</b>  | Parabrisas          | Vindruta          |
| <b>Wiper</b>       | Limpiaparabrisas    | Torkare           |
| <b>Wires</b>       | Cables              | Ledningar         |
| <b>Wiring</b>      | Cableado            | Ledningsdraging   |
| <b>Black,</b>      | Negro,              | Svart             |
| <b>Blue,</b>       | Azul,               | Blå               |
| <b>Brown,</b>      | Marrón,             | Brun              |
| <b>Green,</b>      | Verde,              | Grön              |
| <b>Grey,</b>       | Gris,               | Grå               |
| <b>Orange,</b>     | Naranja,            | Orange            |
| <b>Pink,</b>       | Rosa,               | Rosa              |
| <b>Purple,</b>     | Púrpura,            | Lila              |
| <b>Red,</b>        | Rojo,               | Röd               |
| <b>White</b>       | Blanco              | Vit               |
| <b>Yellow</b>      | Amarillo            | Gul               |
| <b>Work Light</b>  | Lámpara de trabajo  | Arbetsljus        |

When ordering replacement parts, always give the machine's Serial Number and specify Part Number, Quantity & Description

**X**

|              |       |       |
|--------------|-------|-------|
| <b>Xenon</b> | Xenón | Xenon |
|--------------|-------|-------|

**Y**

|               |           |              |
|---------------|-----------|--------------|
| <b>Yellow</b> | Amarillo  | Gul          |
| <b>Yoke</b>   | Horquilla | Sammankoppla |

When ordering replacement parts, always give the machine's Serial Number and specify Part Number, Quantity & Description