

M/c Serial No.



ILLUSTRATED PARTS CATALOGUE

SCARAB MINOR

All Euro 4 / CANbus 2 VM Engine Models

When re-ordering this document please quote the following part number:

Manual Z033474

Original Issue Sept. 2007
Amdt. 1 July 2008
Amdt. 2 July 2008
Amdt. 3 Jan. 2009
Amdt. 4 Feb. 2009
Amdt. 5 Nov. 2009

This manual is published by the Technical Publications Department of Scarab Sweepers Limited and every effort is made to ensure that the information it contains is correct at the time of publication. Due to a policy of continuous development, however, the Company reserves the right to alter the specification and to supply when so altered without reference to illustrations and descriptions in this manual.

Scarab Sweepers Limited

Pattenden Lane, Marden, Kent TN12 9QD, England

Telephone: 01622 831006

Fax: 01622 832417

International: +44 1622 831006

International +44 1622 832417

e-mail: scarab@scarab-sales.com

Web site: www.scarab-sweepers.com

For Fast-Track Spares Fax Direct on 01622 831492


IMPORTANT NOTICE TO USERS

It is imperative that the correct model is **FULLY** identified when procuring replacement parts for your Scarab Sweeper. To avoid unnecessary confusion and delays caused by incorrectly ordered parts, please refer to the Vehicle Serial Number Plate and take note of the vehicle's number.

NOTE:

The Serial Number Plate is located at the rear of the driver's cab, low down on the right hand side.

The example shown here is for guidance only.



This information **MUST** accompany **EVERY** parts order to ensure that the correct parts are supplied.

AMENDMENT RECORD

To record an amendment to the manual, enter the number of the amendment leaflet and the date of incorporation on this card. It is advisable to annotate each amendment with the Amendment Instruction (AI) number to avoid confusion when successive amendments to the same section are issued.

Pour enregistrer une modification apportée au manuel, inscrire sur cette feuille le numéro de la fiche de modification et la date de l'insertion, il y a lieu de marquer chaque modification du numéro de la fiche pour éviter toute confusion lors de l'émission de modifications consécutives portant sur une même rubrique.

Um eine Abänderung in diesem Handbuch zu registrieren, soll man die Nummer des Abänderungsblattes und Datum dessen Eingliederung auf dieser Karte eintragen. Es ist ratsam, dass jede Abänderung mit der Blattnummer gekennzeichnet wird, so dass keine Verwechslung eintreten kann, wenn weitere Abänderungen des selbsten Teils herausgegeben werden.

Para registrar una modificación del manual, anótese el número de la hoja de modificación y la fecha de incorporación en esta tarjeta. Es conveniente anotar las modificaciones con el número de la hoja para evitar confusiones cuando se publiquen modificaciones sucesivas de la misma sección.

Per annotare le modifiche a manuale, registrare il numero dell'opuscolo modificato e la data d'incorporazione, su questa scheda. Annotare ciascuna modifica con il numero dell'opuscolo per evitare confusione, in caso di modifiche successive alla stessa sezione.

Amdt/AI No.	Date Incorporated	Actioned By	Pages Affected By Amendment
033474/1	10/7/08	Scarab TPD	All Sections
033474/2	30/7/08	Scarab TPD	Prelim; Section E & Annex E1
033474/3	21/1/09	Scarab TPD	Prelim, Sect's A,C,D,G,H,K,L & M
033474/4	13/2/09	Scarab TPD	Prelim, Sect's A,E,K,L,M,
033474/5	9/11/09	Scarab TPD	Prelim, Sect's C, E1 & F

LIST OF EFFECTIVE PAGES

Section	Page Number	Status
Prelim	All - General Update	Amdt.4
Sect A	TOC - 2,4,6,9	Amdt. 1
	3,5	Amdt. 3
	7,8	Amdt.4
Sect B	All - General Update	Amdt. 1
Sect C	TOC-4,6-8,11-16,18,19	Amdt. 1
	5,17	Amdt. 3
	9/10	Amdt. 5
Sect D	TOC,3,4,7	Amdt. 1
	1,2,5,6	Amdt. 3
Sect E	TOC - 10, 13 - 15 11,12	Amdt. 2 Amdt.4
Sect E1	TOC, 1-4 & 6-7 5	Amdt.4 Amdt. 5
Sect F	TOC, 1-6,8,10-19 7 & 9	Amdt. 1 Amdt. 5
Sect G	TOC-2,6-3 3-5	Amdt. 1 Amdt. 3
Sect H	TOC-6,11-16,18-21 7-10,17	Amdt. 1 Amdt. 3
Sect J	All - General Update	Amdt. 1
Sect K	TOC,2,3,5 1,4	Amdt. 1 Amdt. 3
Sect L	TOC,3-5 1,2	Amdt. 1 Amdt. 4
Sect M	TOC,2-14, 19-28	Amdt. 1
	1,	Amdt. 3
	15,16,17,18,29,30	Amdt.4
Sect N	All - Was Sect M	Amdt. 1

Section	Page Number	Status

HOW TO USE THIS ILLUSTRATED PARTS CATALOGUE

INTRODUCTION

This Illustrated Parts Catalogue has been organised to facilitate ease of use when identifying and procuring replacement parts for the Scarab VM Minor Hydrostatic Sweeper (CANbus). The information content has been arranged in a logical manner by creating a number of separate sections, each dealing with a specific aspect or sub-system of the machine. Each section is a self-contained sub-division of the manual, complete with its own table of contents. Where relevant, cross-references from one section to another have been included to enable the user to quickly navigate to the information that gives the required level of detail; for example, the hydraulic traction pump and motor are called up in Section B - Hydrostatic Drive System because they are a part of that system, but for details of internal components and replacement parts the reader is directed by appropriate cross-references, to Section F - Hydraulic System and Equipment. In support of the sections detailing the main sub-systems are two indexes (alphabetical and numerical) and these can be used to identify the correct location/items in the manual when either the part number or the parent assembly are unknown. These should be used as follows:

WHEN THE PART NUMBER IS KNOWN

When a component's or an assembly's part number is known but the parent assembly is not known, refer to the Index Card at the front of this manual to locate the Numerical Index. Turn to the index and find the part number in the index listing. Note the section and page number(s) and then turn to the appropriate section/page(s). Scan the parts list on the relevant page(s) to locate the part number in question noting its item reference number (this is the number in the left hand column) and its quantity as required. Next, refer to the accompanying illustration and identify the item reference number and the component to which it refers.

WHEN THE PART NUMBER IS NOT KNOWN

Two methods are available for locating and identifying a component or an assembly when its part number is not known. Firstly, refer to the Index Card at the front of this manual, then, if the item's description is known, refer to the Alphabetical Index to locate the appropriate section/pages. Alternatively, if the machine sub-system to which the item relates is known, refer to the Index Card to locate the appropriate section. Once the correct section is identified, use its Table of Contents to identify the page(s) covering the required information. Turn to the correct page(s) and then refer to the illustration to identify the component or assembly, noting its item reference number. Next, refer to the associated parts list opposite and locate the item reference number identified by the illustration, noting the item's part number, quantity and description as required.

USING THE PARTS LISTS

The breakdown structure within each parts list reflects the inter-relationship of the various components in what is, loosely, an assembly/disassembly order, however, it must be stressed that this is not necessarily a true reflection of factory assembly/disassembly procedures, but is used to show logical groups of components. The order of information (L to R) is: Item/Part No./Quantity/Description.

The first item on a parts list (the main assembly in question) is always shown in bold uppercase, thus:

065432 1 **DESCRIPTION OF MAIN ASSY**

The succeeding parts generally fall into two categories, namely attaching parts i.e. bolts, screws, nuts, washers etc. or breakdown parts i.e. sub assemblies and/or piece parts.

Attaching parts always immediately follow the assembly, sub-assembly or piece part to which they relate and are indented, for example:

	065432	1	DESCRIPTION OF MAIN ASSY
012345	4	.	Screw, hex hd, M25 x 100 mm long
012346	4	.	Nut, hex, Nyloc, M12

The breakdown parts are then listed as described earlier in this paragraph with each successive level being indented from its own parent level (as in the foregoing example, attaching parts are listed first), as follows:

HOW TO USE THIS ILLUSTRATED PARTS CATALOGUE

USING THE PARTS LISTS (*Continued*)

	065432	1	DESCRIPTION OF MAIN ASSY
	012345	4	. Screw, hex hd, M25 x 100 mm long
	012346	4	. Nut, hex, Nyloc, M12
1	064321	1	. Sub-Assy 1 of Main Assy
	012356	2	. . Screw, skt hd, M6 x 30 mm long
	012344	2	. . Washer, plain, 6 mm
	012355	2	. . Nut, hex, Nyloc, M6
2	045678	1	. . Sub-Sub-Assy 1 of Sub-Assy 1
3	032145	1	. . . Piece part 1 of Sub-Sub-Assy 1
4	032146	1	. . . Piece part 2 of Sub-Sub-Assy 1
5	032187	1	. . . Piece part 3 of Sub-Sub-Assy 1
6	045678	1	. . Sub-Sub-Assy 2 of Sub-Assy 1
7	032142	1	. . . Piece part 1 of Sub-Sub-Assy 2
8	032149	1	. . . Piece part 2 of Sub-Sub-Assy 2
9	064321	1	. Sub-Assy 2 of Main Assy
	012356	2	. . Screw, skt hd, M6 x 30 mm long
	012344	2	. . Washer, plain, 6 mm
	012355	2	. . Nut, hex, Nyloc, M6etc.

As the parts list develops it can be seen how the individual items comprising the Main Assembly are related and how this relationship is shown by indenting. In some cases these might be actual factory sub-assemblies but they could equally be no more than logical groupings of items that are related to one another, such as a gearbox shaft, the gears that fit on that shaft and the bearings that the shaft runs in.

ITEM REFERENCE NUMBERS

Item reference numbers are used to cross-refer items from the parts lists to their associated illustrations and vice-versa. Normally, all items other than attaching parts are given a number, however, there are two exceptions:

Attaching parts that are not standard items e.g. a special screw, are given an item reference number.

Items that are not illustrated for a particular reason, e.g. where one half of a handed assembly is already illustrated, or where illustration of that item is superfluous, are listed as not illustrated (NI).

SAFETY FIRST

IN THE INTERESTS OF YOUR HEALTH AND SAFETY, IT IS IMPORTANT THAT THE FOLLOWING POINTS ARE OBSERVED AT ALL TIMES:

- **BEFORE DRIVING THE MACHINE CHECK THAT THE CAB SAFETY LOCK IS PROPERLY ENGAGED IN THE LOCKED POSITION.**
- **DO NOT DRIVE THE VEHICLE WITH THE HOPPER IN THE RAISED POSITION, EVEN IF THE HOPPER IS EMPTY.**
- **BEFORE DRIVING THE VEHICLE ENSURE THAT ALL RELEVANT VEHICLE CHECKS HAVE BEEN CARRIED OUT, THAT ALL EQUIPMENT IS STOWED AND THAT THE BRUSHES HAVE BEEN RAISED.**
- **ALWAYS USE THE HOPPER PROP TO SUPPORT A RAISED HOPPER AND NEVER WORK UNDER A RAISED HOPPER UNLESS THE PROP IS IN POSITION.**
- **BEFORE WORKING ON THE MACHINE:
POSITION THE VEHICLE ON FIRM, LEVEL GROUND,
APPLY THE HANDBRAKE,
STOP THE ENGINE,
REMOVE THE IGNITION KEY.**
- **BEFORE OPERATING EITHER THE HOPPER-TIP CONTROLS OR REAR DOOR, ENSURE THAT THERE IS SUFFICIENT CLEARANCE AND THAT IT IS SAFE TO DO SO.**
- **EXERCISE EXTREME CARE WHEN DISCHARGING THE HOPPER. FOLLOW THE INSTRUCTIONS DETAILED IN THIS MANUAL.**
- **BEFORE STARTING THE ENGINE ENSURE THAT ALL CONTROLS ARE SWITCHED OFF AND THAT THE VEHICLE IS IN NEUTRAL.**
- **DO NOT OVERLOAD THE HOPPER.**
- **HIGH-PRESSURE WATER CAN BE HAZARDOUS, ALWAYS WEAR SUITABLE EYE PROTECTION WHEN OPERATING THE HIGH-PRESSURE WATER PUMP AND WHEN USING THE LANCE. DO NOT DIRECT THE WATER JET AT OTHER PERSONS. BEWARE OF ELECTRICAL INSTALLATIONS ON PUBLIC BUILDINGS & LAMP POSTS Etc. AND ALWAYS EXERCISE EXTREME CAUTION.**

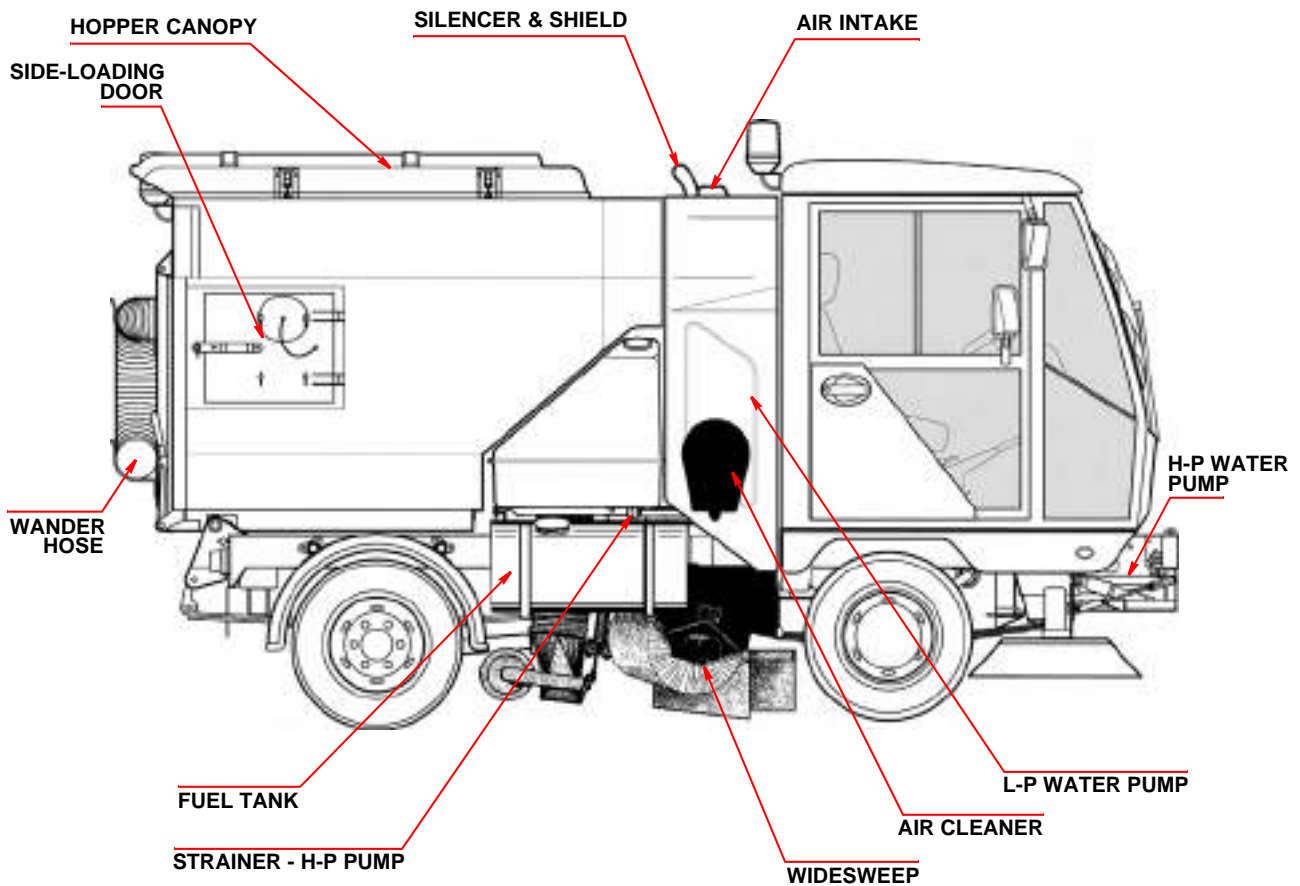
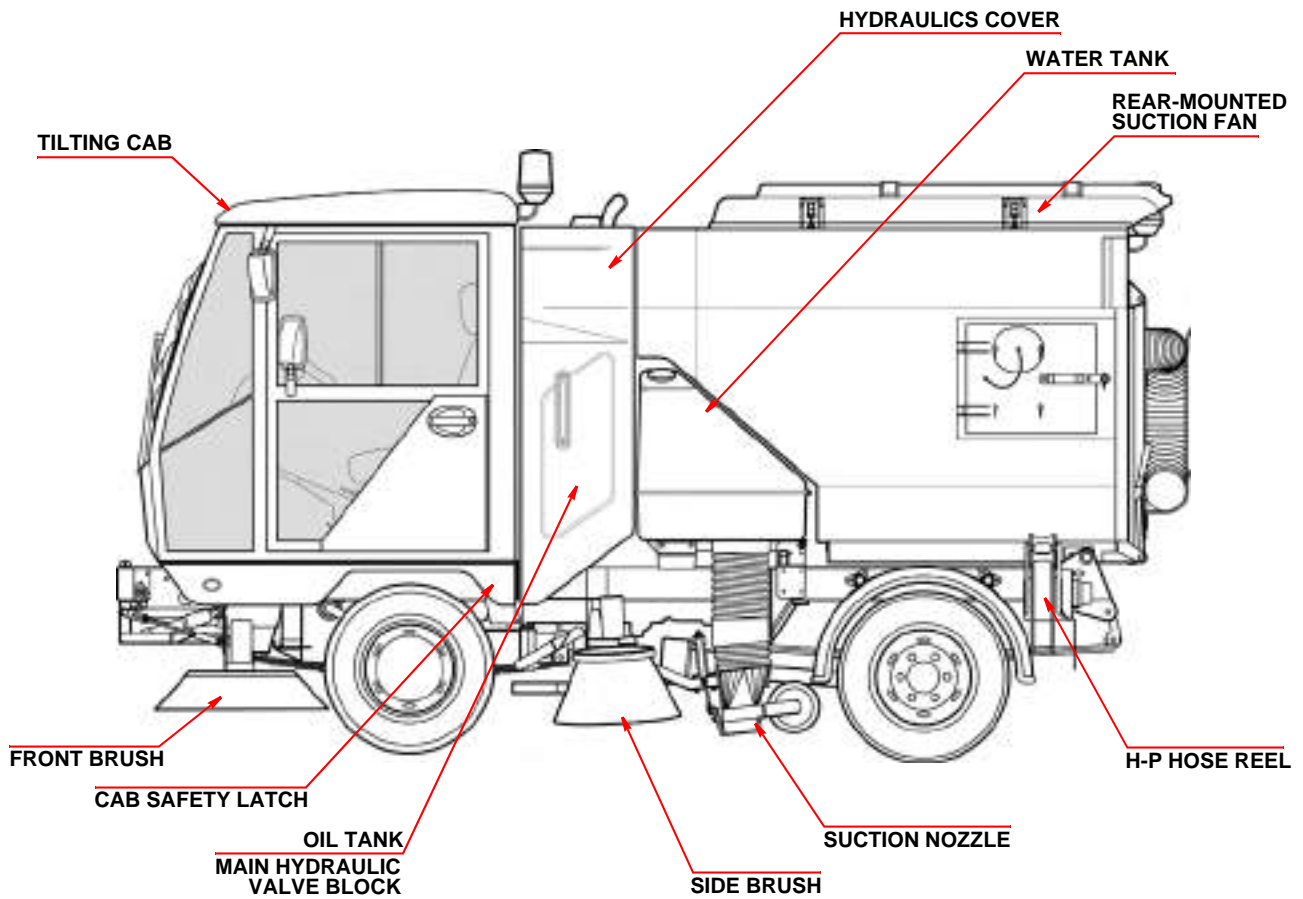
**REMEMBER, FAILURE TO COMPLY CAN RESULT IN SERIOUS INJURY.
IF IN DOUBT, ASK!**

VEHICLE 'BEFORE USE' CHECKS

(All checks are visual unless otherwise stated)

1. CHECK THAT THE HYDRAULIC OIL LEVEL IS CORRECT.
2. CHECK FOR HYDRAULIC OIL LEAKS.
3. CHECK BRUSHES AND SKIRTS FOR WEAR AND REMOVE ANY ITEMS SUCH AS STRING WHICH MIGHT HAVE BECOME ENTANGLED.
4. CHECK THAT ALL EQUIPMENT IS CORRECTLY STOWED AND THAT ALL BRUSHES ARE IN THE RAISED POSITION.
5. CHECK WATER SPRAY JETS FOR BLOCKAGES.
6. CHECK GENERAL VEHICLE CONDITION FOR SAFETY.
7. CHECK EXTERIOR LIGHTING FOR CORRECT OPERATION AND GENERAL CLEANLINESS.
8. CHECK THE FOLLOWING FLUID LEVELS AND TOP UP AS REQUIRED:
 - (a) ENGINE OIL
 - (b) ENGINE COOLANT
 - (c) WINDSCREEN WASH
 - (d) BRAKE FLUID
 - (e) FUEL
9. CHECK TYRES FOR DAMAGE AND FOR CORRECT INFLATION PRESSURES.

SCARAB MINOR FL - MAIN FEATURES



MANUAL GREASE POINT LOCATIONS

COMPONENT / ASSEMBLY	No. OF GREASE POINTS
LEFT HAND SIDE BRUSH ASSEMBLY	3
RIGHT HAND SIDE BRUSH ASSEMBLY	3
SWING-OUT FRONT BRUSH ASSEMBLY	3
NON SWING-OUT FRONT BRUSH ASSEMBLY	3
WIDE SWEEP ASSEMBLY	1
PROPSHAFT	3
STREETWASH SPRAY BAR OPTION	3
KING PINS (PER SIDE)	2
LEFT HAND AUTOMATIC BLANKING ASSEMBLY*	1
RIGHT HAND AUTO BLANKING ASSEMBLY*	1

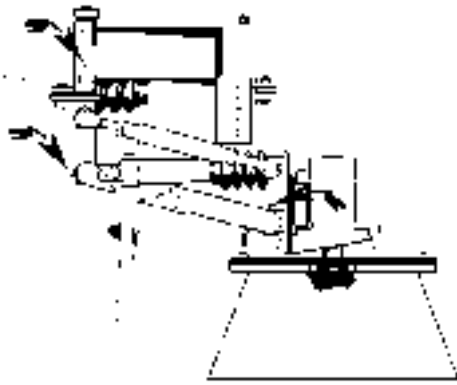
* Dual Sweep Machines Only

RECOMMENDED LUBRICANTS & FLUIDS

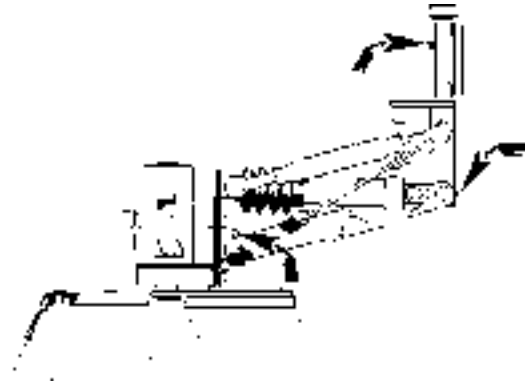
COMPONENT	SAE SPECIFICATION	SCARAB PART No.	FILLING CAPACITY
COOLING SYSTEM	Water/Anti-freeze to suit conditions	005000 (5 litre)	10 litres
POWER STEERING	see Hydraulic Tank		N/A
HYDRAULIC TANK	HLP32 Hydraulic Oil	005005 (5 litre)	15 Litres
GREASE POINTS	Lithium Grease N.L.G.I. No. 2	005007 (400 g)	Refer to the Maint' nce Schedule
WHEEL BEARINGS	Lithium Grease N.L.G.I. No. 2	005007 (400 g)	
REAR AXLE	SAE 90 EP Hypoid Gear Oil		1.7 litres
BRAKE SYSTEM	Brake Fluid to DOT 4	005004 (1 litre)	0.7 litres
H-P WATER PUMP	Motor Oil SAE 20W/30 or 20W/40	005001 (5 litre)	0.55 litres

If you have any concerns regarding the foregoing information, please contact the Service Department at Scarab Sweepers Limited, for further advice.

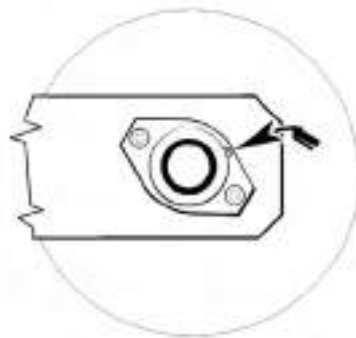
MANUAL GREASE POINT LOCATIONS



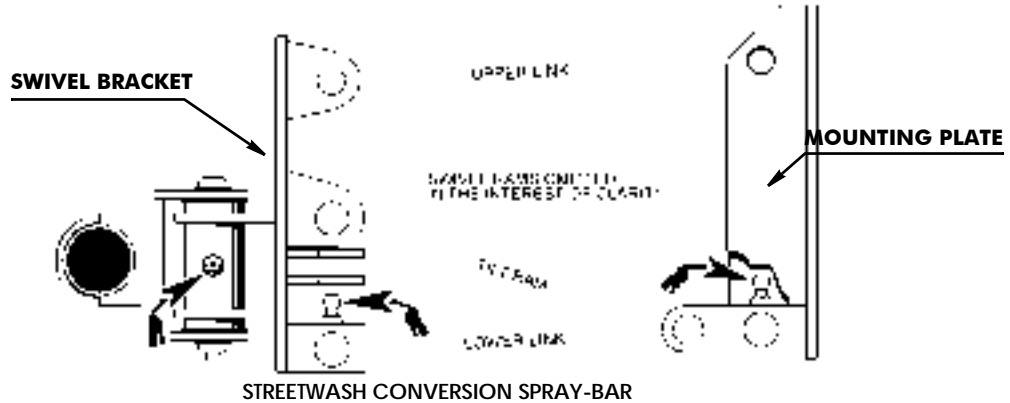
SIDE BRUSH ASSEMBLY



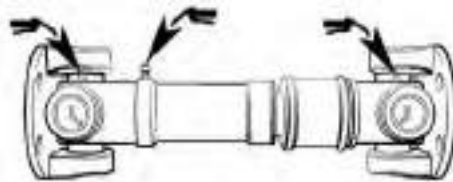
FRONT BRUSH ASSEMBLY



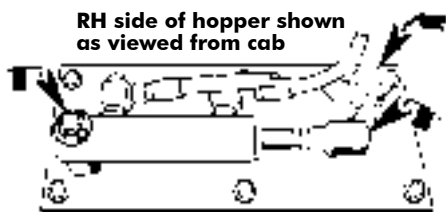
WIDE SWEEP ASSEMBLY



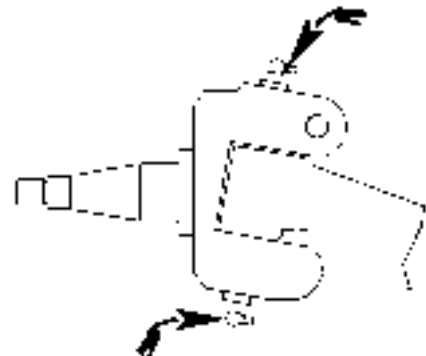
STREETWASH CONVERSION SPRAY-BAR



PROP SHAFT



HOPPER AUTO-BLANKING MECHANISM

















KING PINS

WARRANTY STATEMENT

1. Scarab Sweepers Limited (hereinafter referred to as the Company) warrants that (subject to the other provisions of the published Terms and Conditions of Sale - available upon request) upon delivery and for a period of 12 months from the date of actual delivery, or 2,000 running hours from the date of actual delivery whichever is sooner, the Goods correspond with their specification at the time of delivery, and will be free from defects in materials and workmanship.
2. The Company does not warrant the condition or quality of any used Goods supplied to the Customer, or other truck manufacturers' chassis cab content or to the engine fitted in the Scarab Minor Sweeper or to any other component not manufactured by the Company and any such warranty claims must be submitted to the manufacturer of that component, or their locally appointed agent.
3. The Company shall not be liable for a breach of any of the warranties in condition 1 unless the Customer gives written notice of the defect to the Company, and (if the defect is as a result of damage in transit) to the carrier, within 7 days of the time when the Customer discovers or ought to have discovered the defect.
4. The Company shall not be liable for a breach of any of the warranties in condition 1 if the Customer makes any further use of such Goods after giving such notice, the defect arises because the Customer failed to follow the Company's oral or written instructions as to the storage, installation, commissioning, use or maintenance of the Goods or (if there are none) good trade practice, or the Customer alters or repairs such Goods without the written consent of the Company, or uses non genuine parts to effect a repair.
5. The following consumable items listed are excluded from the Company warranty:
 - all fuel oils,
 - antifreeze,
 - all brush link pivots and bushes,
 - wander hoses, suction nozzles,
 - body inlet ducts, wearing plates,
 - high-pressure water pump piston seals and valves,
 - door seals,
 - inlet seals,
 - batteries,
 - tyres,
 - all brushes,
 - lift cables,
 - rubber skirts,
 - suction nozzle wheels,
 - flap trunking,
 - deflectors,
 - screens flaps or blanking plates,
 - water pump diaphragm valves and water jets,
 - all filter strainers and elements,
 - windows,
 - glass mirrors,
 - light bulbs,
 - fuses,
 - brake lining pads,
 - auxiliary drive belts and any other part normally regarded as consumable.
6. Any parts replaced under the terms of this warranty will be covered by the unexpired portion of this warranty.
7. Subject to conditions 3 and 4, if any of the Goods do not conform with any of the warranties in condition 1 the Company shall at its option repair or replace such Goods (or the defective part) or refund the price of such Goods at the pro rata Contract rate provided that, if the Company so requests, the Customer shall, at the Customer's expense, remove the defective Goods or part of such Goods and return the Goods or the part of such Goods which is defective to the Company. Parts replaced under warranty will be delivered by the Company FOB port of exportation.
8. If the Company complies with the terms contained in this statement it shall have no further liability for a breach of any of the warranties in condition 1 in respect of such Goods.
9. No representative or agent of Scarab Sweepers Limited has the authority to add or to vary these Warranty Conditions except with the Company's official confirmation in writing from Scarab Sweepers Limited, head office in Marden Kent, England. 1. Scarab Sweepers Limited (Hereinafter referred to as The Company) subject to Conditions 2 - 6 below warrants that any new Goods supplied to the Customer under the Contract [will correspond with their specification at the time of delivery and] will be free from defects in materials and workmanship for a period of [twelve] months from the date of actual delivery or [2,000] running hours from the date of actual delivery whichever is the sooner The Company does not warrant the condition or quality of any used Goods supplied to the Customer.

For further information, please refer to the Company's Terms and Conditions of Sale. In the event of conflict between this Warranty Statement and the Company's Terms and Conditions of Sale the latter will prevail.

THIS PAGE INTENTIONALLY LEFT BLANK

ENGINE & FUEL SYSTEM	
DRIVELINE	
CHASSIS	
BRAKING SYSTEM	
CAB	
SWEEPING GEAR	
HOPPER	
WATER	
HYDRAULICS	
ELECTRICAL	
LABELS AND DECALS	
OPTIONS	
GLOSSARY / GLOSSAIRE / TERMINOLOGIA	
INDEX OF MAIN ASSEMBLIES	

THIS PAGE INTENTIONALLY LEFT BLANK

ILLUSTRATED PARTS CATALOGUE

SCARAB VM MINOR - Euro 4 / CANbus

SECTION A VM ENGINE SYSTEM

TABLE OF CONTENTS

Assembly/Description	Page
Engine General Arrangement.	1
Exhaust - Cooling - Air - General Arrangement.	3-6
Fuel System	7



<i>Item</i>	<i>Part Number</i>	<i>Quantity</i>	<i>Description</i>
VM ENGINE (EURO 4) - GENERAL ARRANGEMENT			
1	032270	1	. Engine Mount RH
2	033104	1	. Engine Mount LH
3	032883	1	. Coupling, Plastic
4	032884	1	. . Hub
5	033519	1	. Starter Motor
6	033520	1	. Alternator
7	033521	1	. . Drive Belt, Alternator
8	034060	1	. . . Tensioner, Alternator Belt
9	034061	1 Idler pulley, alternator belt tensioner
10	033452	1	. Oil Filter
NI	026281	1	. . O-Ring, Oil Filter
11	034062	1	. Dip Stick & Tube
12	034063	1	. . Dip Stick Only
NI	033346	1	. Cover, Timing Belt
NI	034057	1	. Gasket, Rocker Box
NI	034058	1	. Plug, sump drain
NI	034059	1	. . Washer, sump plug
13	026307	1	. Filler cap & O-Ring (Oil)
14	034042	4	. Fuel Injectors
ENGINE SENSORS			
15	034043	1	Boost Pressure & Temperature Sensor
16	034045	1	Coolant Temperature Sensor
17	034046	1	Crankshaft Speed Sensor
18	034048	1	Rail Pressure Sensor
19	034050	1	Oil Pressure & Temperature Sensor
20	034051	1	Camshaft Speed Sensor
21	034053	1	Water in Fuel Sensor
22	034054	1	Fuel Temperature Sensor
NI	034049	1	Fuel Injector Pump Sensor

The following are recommended service periods.


- First 50 Hours - for Service Kit order Part Number 033788
- 300 Hours - for Service Kit order Part Number 033789
- 600 Hours
- 900 Hours - for Service Kit order Part Number 033790
- 1200 Hours
- 1500 Hours
- 1800 Hours - for Service Kit order Part Number 033791

The opposite photos show the VM Euro 4 engine removed from the vehicle and mounted on it's shipping legs.

For information on parts not listed here, please contact our parts department quoting the machine serial number.

The ECU must be matched to the correct serial number prior to shipping from the manufacturer. When procuring a replacement engine ECU, it is important to quote your engine serial number.

When ordering replacement parts, always give the machine's Serial Number and specify Part Number, Quantity & Description




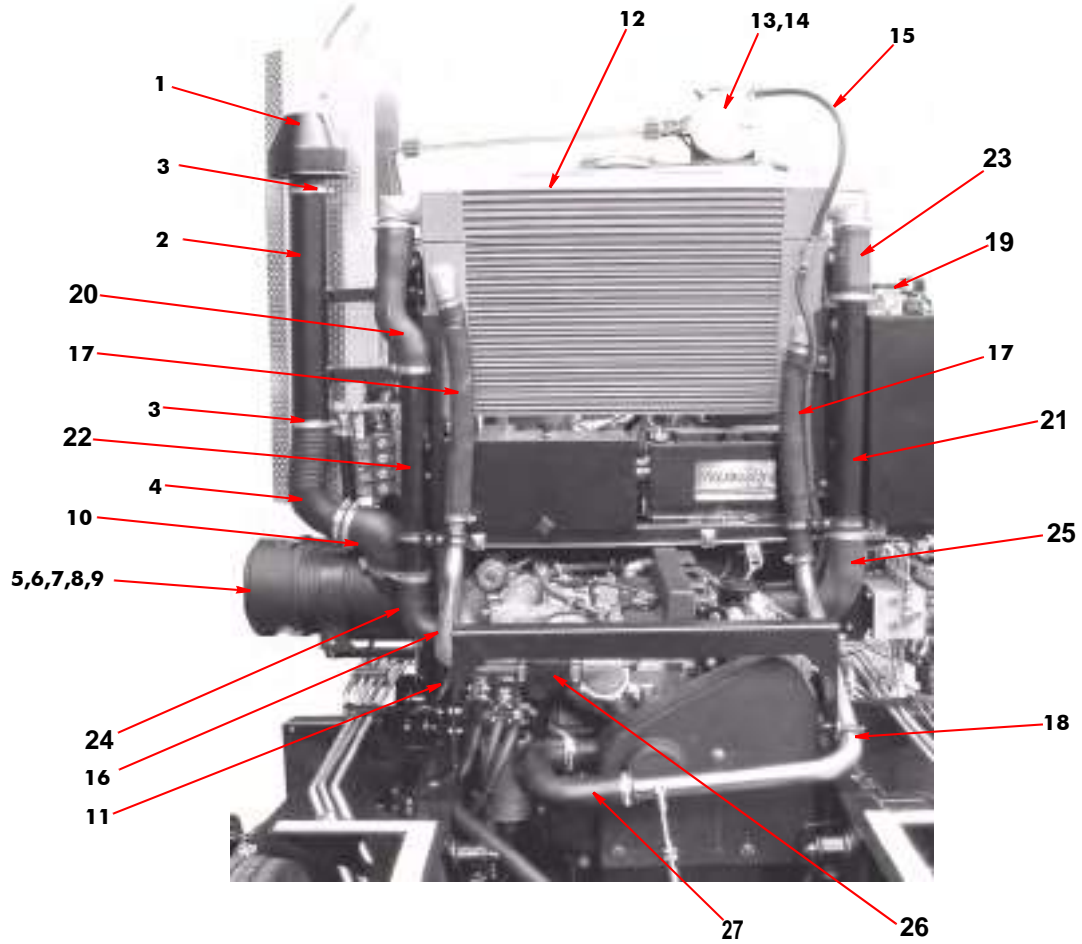
VM ENGINE - GENERAL ARRANGEMENT

When ordering replacement parts, always give the machine's Serial Number and specify Part Number, Quantity & Description



<i>Item</i>	<i>Part Number</i>	<i>Quantity</i>	<i>Description</i>
EXHAUST, COOLING, INTERCOOLER AND AIR - GENERAL ARRANGEMENT			
1	020873	1	Pre Cleaner - Stack Cap
2	032889	1	. Air Extension Pipe
3	012931	4	. Jubilee Clip No4
4	014886	1	. Flexible Hose
5	025540	1	. Connector - Air Cleaner
6	025279	1	. Air Cleaner Assembly
7	025280	1	.. Filter, Main Element
8	025281	1	.. Filter, Safety Element
9	025450	1	.. Vacuator, Air Cleaner
10	025550	1	.. Elbow, Rubber Reducing 89 to 76
11	032951	1	.. Pipe, Moulded, Air/Turbo
12	034130	1	Radiator Assembly
13	020517	1	. Expansion Bottle
14	020518	1	. Expansion Bottle Cap
15	001035	1	Hose 8 mm
16	033361	1	RH Radiator Steel pipe
17	034225	1	Radiator Pipe
18	033362	1	LH Radiator Steel pipe
19	001070	1	Hose $\frac{5}{8}$ " x 4350 (ST 90)
20	032871	1	Intercooler/Turbo Pipe
21	032877	1	Intercooler Steel Pipe LH
22	032953	1	Intercooler Steel Pipe RH
23	032948	1	Upper Intercooler Pipe LH
24	033217	1	Intercooler lower pipe
25	032952	1	Intercooler to Plenum
26	032954	1	Rad to Metal Water Pipe
27	032950	1	Lower Water Pipe
28	011342	1	350 bar $\frac{3}{8}$ " Hose DIN
29	011342	1	Hose 15 bar / 10 mm
30	001167	1	350 bar $\frac{3}{8}$ " Hose DIN
31	025372	1	Motor 14 cc Reversible
32	001176	1	Hose 1" x 810 mm
33	011210	1	. Hose Elbow 1" to $\frac{3}{4}$ "
34	001220	1	Hose $\frac{3}{8}$ " x 410 mm
35	002154	1	. H.Tee $\frac{3}{4}$ " x $\frac{3}{8}$ " x $\frac{3}{4}$ " Red on branch
36	001219	1	Hose $\frac{5}{8}$ " x 360 mm
37	011235	1	Hose $\frac{3}{4}$ " x 861 mm

When ordering replacement parts, always give the machine's Serial Number and specify Part Number, Quantity & Description



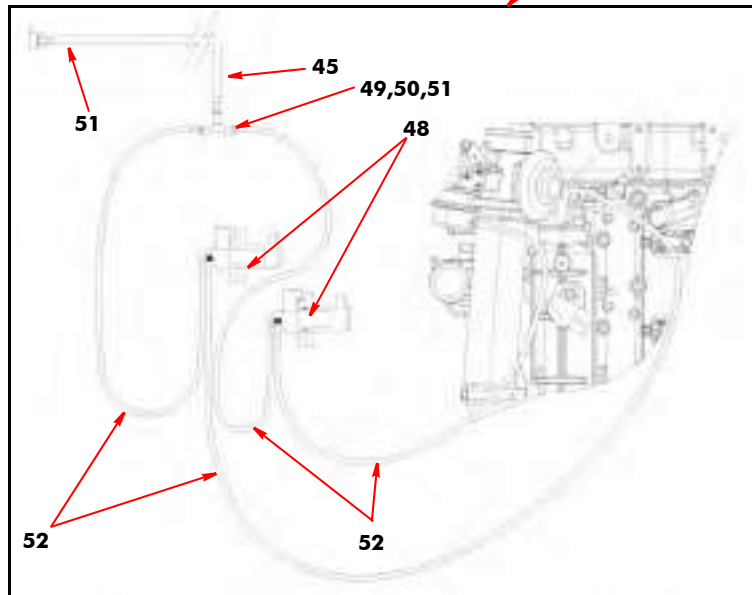


**EXHAUST, COOLER
INTERCOOLER & AIR
GENERAL ARRANGEMENT**

When ordering replacement parts, always give the machine's Serial Number and specify Part Number, Quantity & Description



<i>Item</i>	<i>Part Number</i>	<i>Quantity</i>	<i>Description</i>
COOLER & EXHAUST GANTRY ARRANGEMENT			
41	034365	1	DPF Sensor Pipe (Feed)
42	034366	1	DPF Sensor Pipe (Return)
	NI 020902	2	. Male Stud 6 mm - 1/4" BSP
44	010957	1	. Hose 6 mm
45	002007	1	. Hose 8 mm
46	034079	1	. DPF Sensor
47	033372	1	Throttle Valve Actuator Circuit
48	034055	2	. Vacuum Modulator
49	006041	1	. Female Tee 1/8" BSP
50	006042	2	. Hose Tail 1/8" BSP - 4 mm
51	006043	2	. Hose Tail 1/8" BSP - 8 mm
52	006047	As Req	. Hose 4 mm
53	033490	1	Exhaust Silencer DPF
54	032881	1	. Stack Clamp LH
55	032891	1	. Stack Clamp RH
56	032878	1	. Upper Silencer Bracket
57	032879	1	. Lower Silencer Bracket
58	032880	2	. Silencer Clamp
59	033204	2	. Exhaust Clamp
60	032870	1	. Exhaust Pipe
61	032874	1	. Exhaust Stack
62	032882	1	. Exhaust Guard
63	032201	1	Cooler Fan Guard

When ordering replacement parts, always give the machine's Serial Number and specify Part Number, Quantity & Description



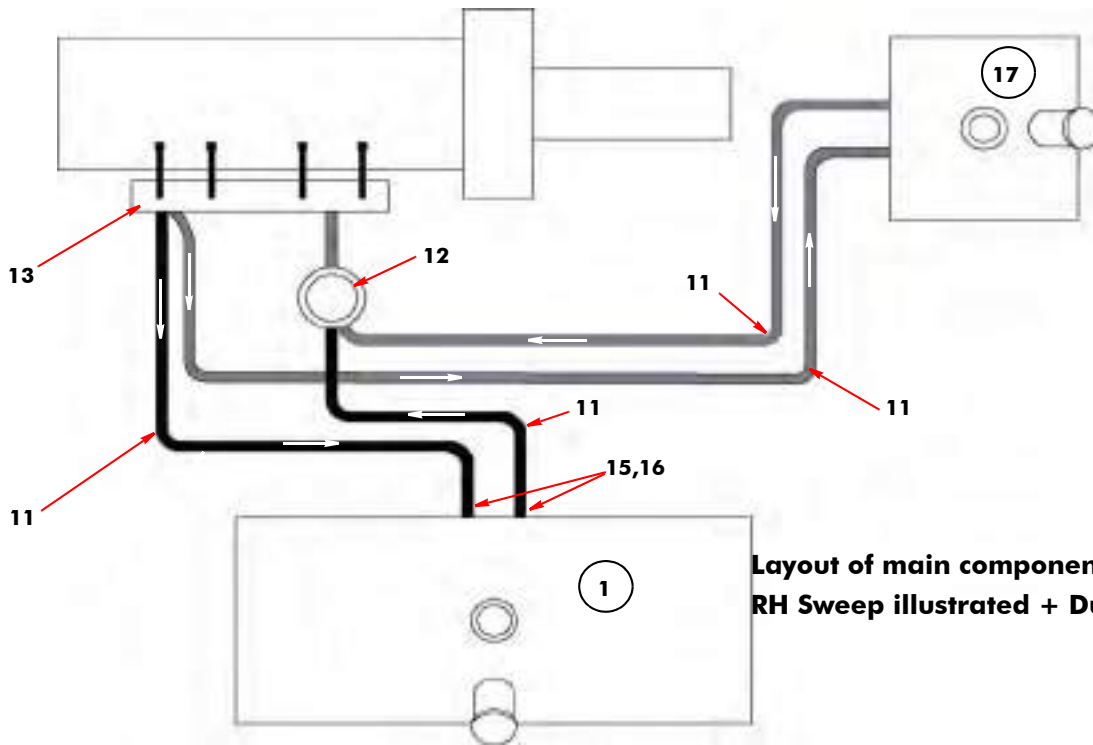
**EXHAUST, COOLER, INTERCOOLER & AIR
GENERAL ARRANGEMENT**

When ordering replacement parts, always give the machine's Serial Number and specify Part Number, Quantity & Description

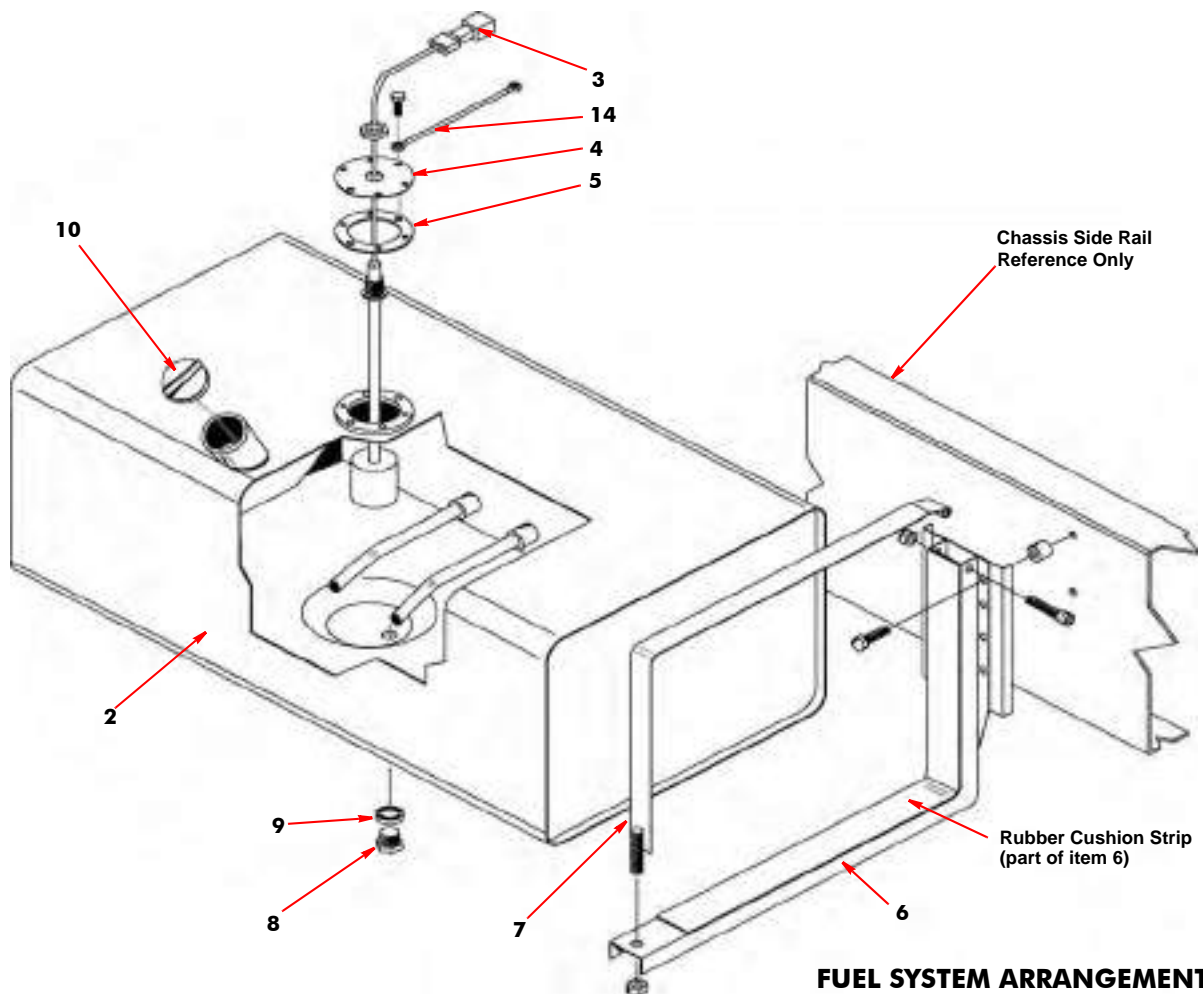


<i>Item</i>	<i>Part Number</i>	<i>Quantity</i>	<i>Description</i>
	013560		FUEL SYSTEM
1	018204	1	. Fuel Tank Assembly (Comprises items 2 to 10 + 14)
2	032654	1	.. Tank, Fuel (Single Sweep Machines)
3	032652	1	.. Sender, Fuel Level
4	032653	1	... Ring, Locking
5	032805	1	... Ring, Sealing
NI	022237	1	... Harness, Electrical, Fuel Sender Unit
6	013953	2	.. Bracket, Mounting, Fuel Tank
	011013	8	... Bolt, Hex hd, M8 x 35 mm long
	014025	8	... Spacer
	011073	8	... Nut, Hex, M8, Nyloc
7	013954	2	.. Strap, Fuel Tank
	000059	2	... Cap Screw, Skt hd, M8 x 50 mm Long
	011073	2	... Nut, Hex, M8, Nyloc
	000080	2	... Nut, Hex, $\frac{5}{16}$ " UNF, Nyloc
8	010945	1	.. Drain Plug, Fuel Tank
9	011153	1	.. Seal, Dowty $\frac{3}{8}$ " Dowty Seal
10	033300	1	.. Cap Assembly, Fuel Tank
10	025892	1	.. Cap, locking, Fuel Tank (Optional)
11	034145	As Req	.. Hose, Fuel, 10 mm Bore
	010964	2	... Clip, Hose, $\frac{9}{16}$ "
12	033453	1	. Filter, Fuel
	011032	2	.. Bolt, Hex hd, M8 x 30 mm Long
	011075	2	.. Nut, Hex, M8, Nyloc
	032872	1	Bracket
	011067	2	.. Bolt, Hex, M6 x 20 mm Long
	011071	2	.. Nut, Hex, M6
13	N/App	1	VM Injector Pump Arrangement
14	033359	1	. Earth Lead
15	010922	2	Hose Connector $\frac{1}{4}$ " BSP x $\frac{3}{8}$ "
16	011152	2	.. Seal, Dowty $\frac{1}{4}$ " BSP
17	021436	1	. Tank, Fuel (Rear Mounted Dual Sweep Machines)

When ordering replacement parts, always give the machine's Serial Number and specify Part Number, Quantity & Description



Layout of main components
RH Sweep illustrated + Dual Sweep



FUEL SYSTEM ARRANGEMENT

When ordering replacement parts, always give the machine's Serial Number and specify Part Number, Quantity & Description



THIS PAGE INTENTIONALLY LEFT BLANK

When ordering replacement parts, always give the machine's Serial Number and specify Part Number, Quantity & Description

ILLUSTRATED PARTS CATALOGUE

SCARAB VM MINOR - Euro4/CANbus

SECTION B DRIVELINE

TABLE OF CONTENTS

Assembly/Description	Page
Drive Line General Arrangement	1
Drive Motor Assembly	3
Propshaft General Assembly	5
Rear Axle Assembly	7




<i>Item</i>	<i>Part Number</i>	<i>Quantity</i>	<i>Description</i>
			DRIVELINE GENERAL ARRANGEMENT
1	024672SE	1	DRIVE MOTOR 51V110.....Page B3
2	014694	1	PROPSHAFTPage B5
3	025573	1	REAR AXLE ASSEMBLYPage B7
4	021038	1	OIL FILTERPage J9
NI		1	TRANSMISSION PUMP ASSEMBLYPage J5

When ordering replacement parts, always give the machine's Serial Number and specify Part Number, Quantity & Description



B



UNDERSIDE OF VEHICLE - SHOWING DRIVELINE
1. DRIVE MOTOR - 2. PROPSHAFT - 3. REAR AXLE

DRIVE-LINE GENERAL LAYOUT





When ordering replacement parts, always give the machine's Serial Number and specify Part Number, Quantity & Description



Item	Part Number	Quantity	Description
DRIVE MOTOR ASSEMBLY			
1	024672SE	1	. Drive Motor, 51V110-T
	011137	4	. . Setscrew, Hex hd, M18 x 50 mm Long
	011139	4	. . Nut, Hex, M18, Nyloc
2	027238	1	. . Solenoid & Coil, 12 Volt, Drive Motor (Spare for 024672)
3	026032	1	. . . Coil, 12 Volt, Drive Motor (Spare for 024672)
4	026033	1	. . . Plug, Drive Motor (Spare for 024672)
5	021329	1	. . Motor Support
	011031	4	. . . Setscrew, Hex hd, M10 x 25 mm Long
	011075	4	. . . Nut, Hex, M10, Nyloc
NI	014693	1	. . . Buffer, Rubber *
6	013955	2	. . . Strut
	011031	2 Setscrew, Hex hd, M10 x 25 mm Long
	011075	2 Nut, Hex, M10, Nyloc
7	014747	1	. . Coupling
	013439	1	. . . Washer
	000025	1	. . . Setscrew, Hex hd, $\frac{5}{8}$ " UNC x $1\frac{1}{2}$ " Long
	000039	1	. . . Washer, Spring, $\frac{5}{8}$ "
8	012771	1	. . Carrier, Magnet
9	012774	1	. . Sensor Lead
10	031320	1	. . Hose Assembly, Transmission, 635 mm long, REVERSE
11	002001	2	. . . Flange Split, 1"
	000036	4 Cap Screw, Skt hd, $\frac{7}{16}$ " UNC x $1\frac{3}{4}$ " Long
12	031321	1	. . Hose Assembly, Transmission, 660 mm long, FORWARD
NI	013518	1	. O-Ring
NI	013523	1	. O-Ring
13	030529	1	. . Pressure Switch, Hydrostatic Braking
NI	025040	1	. . . Restrictor No 12, $\frac{9}{16}$ " x $\frac{1}{4}$ " BSP $\frac{1}{32}$ "
14	002014	1	. . . Adaptor, $\frac{1}{4}$ " BSP, Straight M/F
15	011171	1	. . . Elbow, Swivel, $\frac{1}{4}$ " BSP
16	011174	2	. . Elbow, Swivel, $\frac{3}{4}$ " BSP
17	011265	1	. Adaptor $1\frac{1}{16}$ " UNF x $\frac{1}{2}$ " BSP
18	011234	1	. . Elbow, Hosetail, $\frac{1}{2}$ " BSP x $\frac{5}{8}$ "
	000151	4	. Cap Screw, Skt hd, $\frac{7}{16}$ " UNC x $1\frac{1}{2}$ " Long
19	026179	1	PPU (Pulse Pick Up)
20	026775	1	. . Plastic Plug (PPU)
21	025410	1	. . Connector Lead (PPU)
22	020577	1	. V-Ring, Motor
23	020610	1	. Seal
NI	002073	1	. Test Point, $\frac{9}{16}$ " UNF

* NOTE: The rubber buffer modification is fitted to the right hand side of the transmission motor mount (right hand sweep machines only)

When ordering replacement parts, always give the machine's Serial Number and specify Part Number, Quantity & Description




DRIVE MOTOR ASSEMBLY

When ordering replacement parts, always give the machine's Serial Number and specify Part Number, Quantity & Description



<i>Item</i>	<i>Part Number</i>	<i>Quantity</i>	<i>Description</i>
			PROPSHAFT GENERAL ARRANGEMENT
1	014694	1	Propshaft
2	020109	2	. Universal Joint
NI	024129	1	. Grease Nipple
	000078	4	. Bolt, Hex hd, $\frac{3}{8}$ " UNF x $1\frac{1}{2}$ " (Prop)
	011026	4	. Setscrew, Hex hd, $\frac{3}{8}$ " UNF x 1" (Prop)
	011405	8	. Nut, Hex, $\frac{3}{8}$ " UNF, Nyloc (Prop)
3	014747	1	Flange, Drive Motor

When ordering replacement parts, always give the machine's Serial Number and specify Part Number, Quantity & Description



B

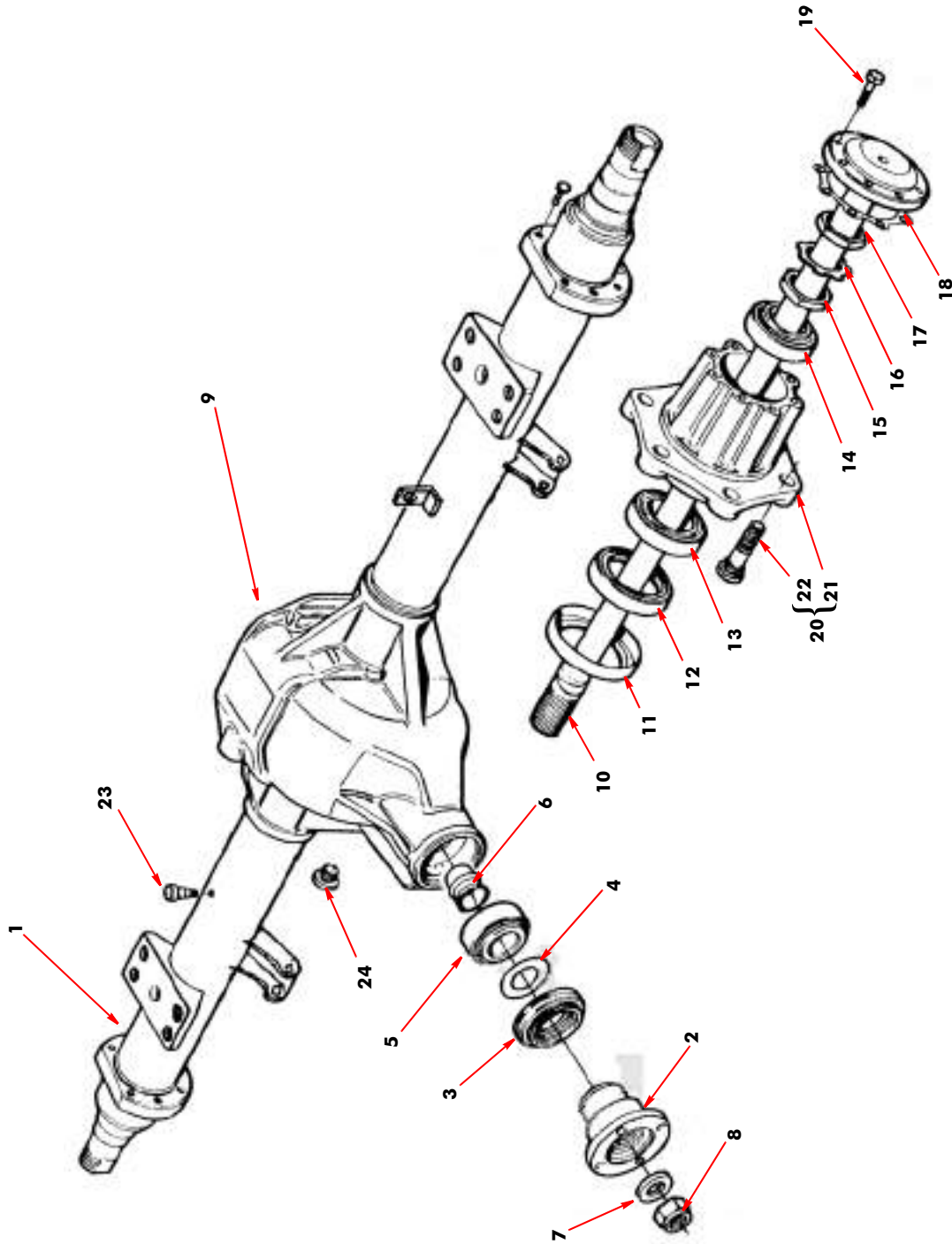
PROPSHAFT GENERAL ARRANGEMENT

When ordering replacement parts, always give the machine's Serial Number and specify Part Number, Quantity & Description



<i>Item</i>	<i>Part Number</i>	<i>Quantity</i>	<i>Description</i>
	025573		REAR AXLE ASSEMBLY
1	020210	1	Axle Carrier and Tube
2	020162	1	. Drive Flange
3	020164	1	.. Pinion Oil Seal
4	020165	1	.. Pinion Oil Thrower
5	020166	1	.. Pinion Tail Bearing
6	020167	1	.. Collapsible Spacer *
7	020169	1	... Pinion Washer *
8	020168	1	... Pinion Locknut
9	020206	1	. Rear Cover
10	020214	2	. Half Shaft
11	020215	2	.. Hub Oil Thrower
12	020216	2	.. Hub Seal
13	020218	2	.. Hub Bearing, Inner
14	020220	2	.. Hub Bearing, Outer
15	020221	2	.. Locknut, Hub Inner
16	020222	2	... Lock Washer
17	020223	2	... locknut, Hub Outer
18	020224	2	... Gasket
19	020226	16	... Bolt, Special, Half Shaft
20	020180	1	... Hub & Stud Assembly, LH (includes items marked **)
21	020219	2	... Hub **
22	020213	6	... Wheel Stud, LH**
NI	020181	1	... Hub & Stud Assembly, RH (includes items marked **)
	020219	2	... Hub **
	020217	6	... Wheel stud, RH**
23	020211	1	. Axle Breather
24	020212	1	. Drain Plug, Magnetic

When ordering replacement parts, always give the machine's Serial Number and specify Part Number, Quantity & Description



B

REAR AXLE ASSEMBLY

When ordering replacement parts, always give the machine's Serial Number and specify Part Number, Quantity & Description



THIS PAGE INTENTIONALLY LEFT BLANK

When ordering replacement parts, always give the machine's Serial Number and specify Part Number, Quantity & Description

ILLUSTRATED PARTS CATALOGUE

SCARAB VM MINOR - Euro 4 / CANbus 2

SECTION C CHASSIS

Table of Contents

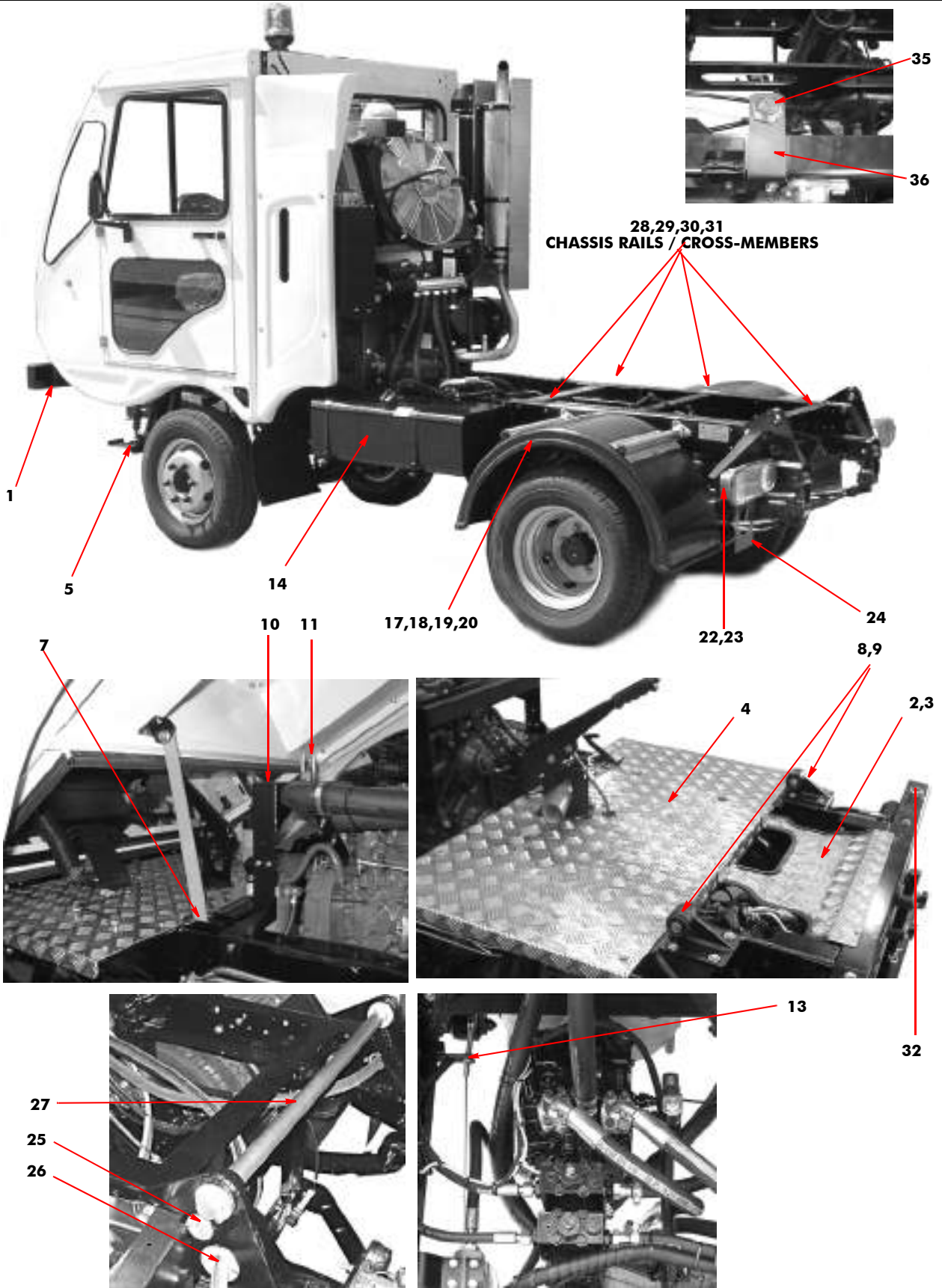
Assembly/Description	Page
Chassis General Arrangement	1-4
Gantry General Arrangement	5
Front Mud Flap Assembly	7
Rear Mud Guard Assembly	7
Front Suspension Assembly	9
Rear Suspension Assembly & Associated Parts	11
Front Axle & Steering Arrangement	13
Front Axle & Associated Parts	15
Steering Arrangement	17



<i>item</i>	<i>Part Number</i>	<i>Quantity</i>	<i>Description</i>
CHASSIS GENERAL ARRANGEMENT			
1	013498	1	. Bumper, Front
	011031	6	. . Bolt, Hex hd, M10 x 25 mm Long
	011075	6	. . Nut, Hex, M10, Nyloc
	013662	4	. . . Bush
2	014124	1	. Cover, LH drive (LHD)
3	014398	1	. Cover, RH drive
	011071	3	. . Nut, Hex, M6, Nyloc
	010545	1	. . Titanfast
4	013426	1	. Screw, Pan hd, M8 x 20 mm Long
	011073	10	. . Nut, Hex, M8, Nyloc
5	022320	1	. Step, LH
NI	022321	1	. Step, RH
	011010	4	. . Bolt, Hex hd, M8 x 20 mm Long
	011073	4	. . Nut, Hex, M8, Nyloc
7	014845	1	. Pocket, Cab Prop
	011075	2	. . Nut, Hex, M10, Nyloc
8	027734	2	Cab Pivot Bracket
9	027731	2	. Bush (Brass Bush Insert 027732)
NI	011011	8	. Bolt, M8 x M25 mm
NI	011073	8	. Nut, Hex, M8, Nyloc
10	014834	1	. Cab Locking Strap
	011010	4	. . Bolt, Hex hd, M8 x 20 mm Long
	011073	4	. . Nut, Hex, M8, Nyloc
11	021904	1	. . EYE BOLT, CAB LOCK.....Page E11
12	022464	2	. Bracket, Cab Bump-Stop
	011011	2	. . Bolt, Hex, M8 x 25 mm Long
	011073	2	. . Nut, Hex, M8, Nyloc
13	033232	1	Handbrake Abutment (Mounted on left hand chassis rail)
	011010	4	. . Bolt, Hex hd, M8 x 20 mm Long
	011073	2	. . Nut, Hex, M8, Nyloc
	011075	2	. . Nut, Hex, M10, Nyloc
14	013953	2	. Side Fuel Tank Mounting - Lower Bracket (Single Sweep)
NI	013905	1	. Rear Fuel Tank Mounting - Lower Bracket (Dual Sweep)
	011011	2	. . Bolt, Hex, M8 x 25 mm long
	011073	2	. . Nut, Hex, M8, Nyloc
15	013465	2	. Hopper Guide
	011011	2	. . Bolt, Hex, M8 x 25 mm Long
	011073	2	. . Nut, hex, M8, Nyloc
16	011757	1	. Pocket, Hopper Prop
	011001	2	. . Bolt, Hex hd, M6 x 16 mm Long
	011071	2	. . Nut, Hex, M6, Nyloc
17	013402	2	. Mudguard
18	013404	4	. . Bracket, Mudguard
	011032	3	. . . Bolt, Hex hd, M10 x 30 mm Long
	011075	3	. . . Nut, Hex, M10, Nyloc
21	013938	1	. Label, Load Apportioning Valve (LAV)
	011125	4	. . Rivet, Blind, 3.2 mm x 10 mm Long
22	013998	1	. Bracket, RH, LH
23	013999	1	. Bracket, RH, LH
	011011	2	. . Bolt, Hex, M8 x 25 mm long
	011073	2	. . Nut, Hex, M8, Nyloc

Continued...

When ordering replacement parts, always give the machine's Serial Number and specify Part Number, Quantity & Description



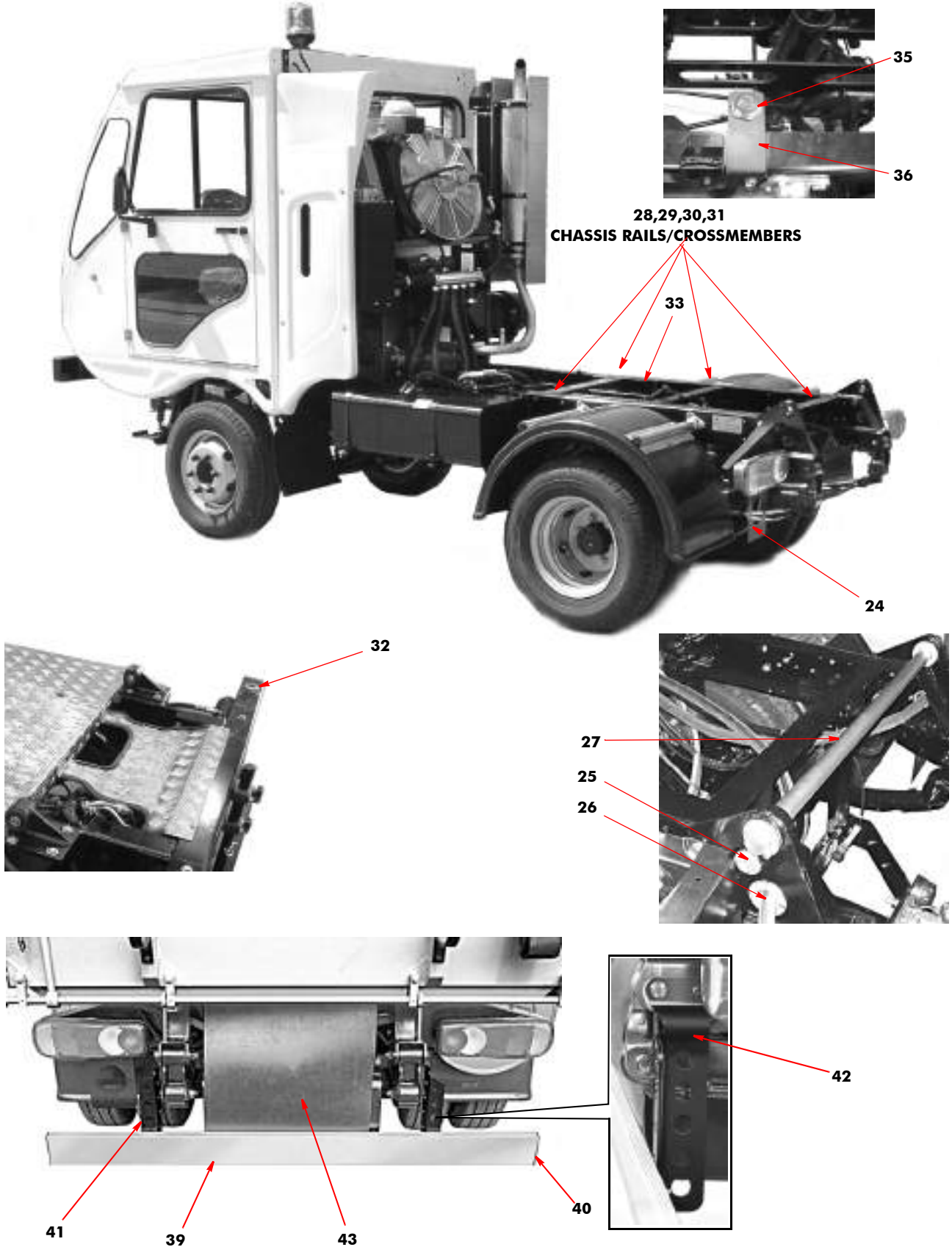
CHASSIS GENERAL ARRANGEMENT

When ordering replacement parts, always give the machine's Serial Number and specify Part Number, Quantity & Description



<i>item</i>	<i>Part Number</i>	<i>Quantity</i>	<i>Description</i>
CHASSIS GENERAL ARRANGEMENT			
24	012934	1	. Bracket, number plate
	011010	4	. . Bolt, hex hd, M8 x 20 mm Long
	011073	2	. . Nut, hex, M8, Nyloc
25	014001	2	. Bush
26	013996	2	. Bush
27	011640	1	. Pin, hinge
	011013	2	. . Bolt, M8 x 35 mm
	011073	3	. . Nut, hex, M8, Nyloc
	011102	4	. . Washer M20
28	021640	1	. Chassis rails (counted as pairs)
29	013435	1	. Cross-member (2)
30	014835	1	. Cross-member, front (1)
31	013418	1	. Cross-member (3)
NI	032039	1	. Kit, cross-member (comprising the following components)
	032035	1	. . Chassis rear cross-member
	032036	1	. . . Bracket, left hand
	032037	1	. . . Bracket, right hand
	032038	1	. . . Bracket, rear cross-member
	011032	1	. . Setscrew HT, hex hd, M10 x 30 mm long
	011034	1	. . Setscrew, hex hd, M10 x 40 mm long
	011012	12	. . Setscrew HT, hex hd, M8 x 30 mm long
	011013	2	. . Setscrew HT, hex hd, M8 x 35 mm long
	011010	4	. . Setscrew HT, hex hd, M8 x 20 mm long
	011075	2	. . Nut, hex with self-locking insert, M10
	011073	18	. . Nut, hex with self-locking insert, M8
32	010768	2	. Collar, locking
33	011599	2	. Hopper ram trunnions
NI	000010	1	. . Bolt, M8 x 150 mm
NI	011577	1	. HOPPER RAMPage G1
35	032627	1	. . Hopper Raise Sensor
36	032627	1	. . . Hopper Raise Sensor Bracket,
39	028786	1	. Rear bumper (dual sweep vehicles only)
40	028785	2	. . End cap, rear bumper
41	033017	1	. . Bracket, mounting, left hand
42	033018	1	. . Bracket, mounting, right hand
	011414	2	. . . Coach bolt, M8 x 30 mm long
	011073	2	. . . Nut, hex, M8, Nyloc
43	031244	1	. Cover, fuel tank (dual sweep vehicles only)

When ordering replacement parts, always give the machine's Serial Number and specify Part Number, Quantity & Description



**28,29,30,31
CHASSIS RAILS/CROSSMEMBERS**



CHASSIS GENERAL ARRANGEMENT

When ordering replacement parts, always give the machine's Serial Number and specify Part Number, Quantity & Description




<i>Item</i>	<i>Part Number</i>	<i>Quantity</i>	<i>Description</i>
GANTRY GENERAL ARRANGEMENT			
1	033760	1	Gantry Frame LH Leg
2	033761	1	Gantry Frame RH Leg
NI	026728	1	. Gantry Cross member Front
NI	026729	1	. Gantry Cross member Rear
3	025143	1	Oil Tank Assembly Page J9
4	034130	1	Radiator AssemblyPage A3 & J7
5	027742	1	. Manifold Oil Tank Feed
6	025148	1	. Manifold Oil Return
NI	026868	1	Manifold bracket
NI	026866	1	Water Pump, Electric PageH3
7	032539	2	Node (CANbus)
8	033192	1	Node Support
9	033191	1	ECU & Node Mounting Bracket
10	033189	1	ECU & Node Mounting Cover Base
11	033190	1	ECU & Node Cover
12	034056	1	ECU (THIS ITEM MUST BE MATCHED TO ENGINE BY SERIAL NUMBER)
13	026787	1	Valve Block Main Assembly Page J1
14	026790	1	Brush Block Assembly Page J3
15	025279	1	Air Cleaner Assembly Page A3
16	032985	1	Battery 12 Volt 90 Ah
17	026420	1	Bracket, Extension Panel Support Up
18	026421	1	Bracket, Extension Panel Support Up

When ordering replacement parts, always give the machine's Serial Number and specify Part Number, Quantity & Description



CANbus NODES



GANTRY GENERAL ARRANGEMENT

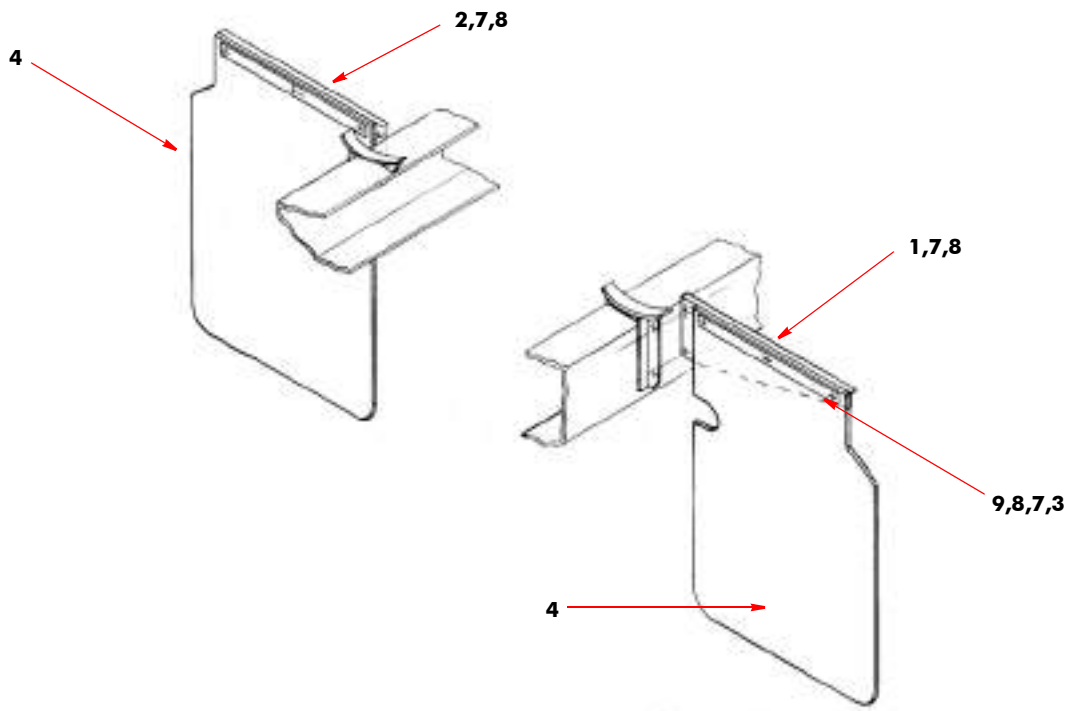
When ordering replacement parts, always give the machine's Serial Number and specify Part Number, Quantity & Description




<i>item</i>	<i>Part Number</i>	<i>Quantity</i>	<i>Description</i>
FRONT MUDFLAP ASSEMBLY			
1	014738	1	Bracket, Mud flap LH
2	014739	1	Bracket, Mud flap RH
3	014741	2	Clamp Strip, Mud flap
4	014744	0.40	Rubber, 6 mm Thick
	014745	REF	Mudguard, Front
5	011001	10	Bolt, Hex, M6 x 16 mm Long
6	011071	10	Nut, Hex, M6
7	011091	6	Washer, Spring 6 mm

<i>item</i>	<i>Part Number</i>	<i>Quantity</i>	<i>Description</i>
REAR MUDGUARD ARRANGEMENT (Showing Blanking Plate)			
1	013402	2	Mudguard (J22)
2	013404	4	. Bracket
3	014162	4	. Stay Mudguard
4	012954	4	. Bracket Backplate
5	011010	24	. Hex Setscrew M8 x 20 mm
6	011073	24	. Nut, Nyloc M8
7	011766	1	Suction Tube Blanking Plate
8	010502	1	. Handle
9	023275	1	. Bracket
10	013506	2	. Pin, locating
11	013507	2	. Linch pin and chain

When ordering replacement parts, always give the machine's Serial Number and specify Part Number, Quantity & Description



FRONT MUDFLAP ASSEMBLY



REAR MUDGUARD ASSEMBLY

When ordering replacement parts, always give the machine's Serial Number and specify Part Number, Quantity & Description

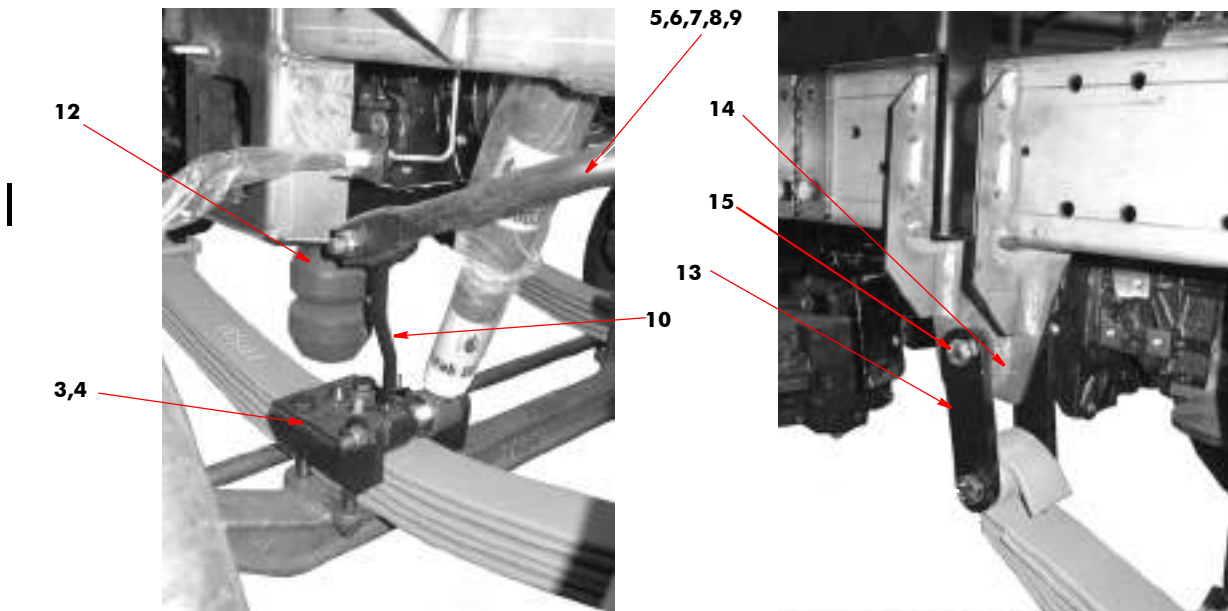



<i>Item</i>	<i>Part Number</i>	<i>Quantity</i>	<i>Description</i>
FRONT SUSPENSION ASSEMBLY			
1	027666	2	. Spring, Front
NI	023626	1	.. Centre Leaf Retaining Bolt
2	023627	2	.. Bush, Rubber
	011419	2	... Bolt, Hex Hd, M14 x 110 mm Long
	011127	2	... Nut, Hex, M14
3	023343	1	.. Packer, LHD M/cs Only
NI	000066	4	... Bolt M14 x 140 mm (Packer Bolts)
4	014639	1	.. Top Plate, Spring
	000102	4	... Bolt, Hex, M14 x 100 mm Long
	011127	4	... Nut M14
5	027668	1	. Stabiliser Bar, Front
6	026761	2	.. Clamp
7	026760	2	.. Bush
8	027671	2	... Plate
9	014508	4	.. Spacer, 20 x 12.5 x 24 mm Long
	100132	2	... U-Bolt
	100135	4	... Nut M12
	033705	2	... Washer, special, 12 mm (roll bar to drop link fixing point)
10	100134	2	.. Drop Link
	011077	1	... Nut M12
11	100035	2	. Shock Absorber
NI	100453	2	... Bush Repair Kit (100035 Shock Absorber)
	TBD	1	.. Bolt, Hex, M12 x 65 mm long
	011096	1	.. Washer M12
	013448	1	.. Washer
	011077	1	.. Nut, Hex, M12
	011077	1	.. Nut, Hex, M12
	013448	1	.. Washer
12	013755	2	. Bump Stop
	011053	1	.. Bolt, Hex, M12 x 35 mm Long
	011096	1	.. Washer M12
	011077	1	.. Nut M12
13	013849	2	.. Shackle, front spring, (rear mounting position)
14	100013	1	... Bush, front spring shackle
	011259	1	... Bolt, Hex Hd, M12 x 130 mm Long
15	034244	1	.. Bolt, Special
	011077	1	... Nut, Hex, M12

} Lower Attachment Point

} Upper Attachment Point

When ordering replacement parts, always give the machine's Serial Number and specify Part Number, Quantity & Description



FRONT SUSPENSION & ASSOCIATED PARTS




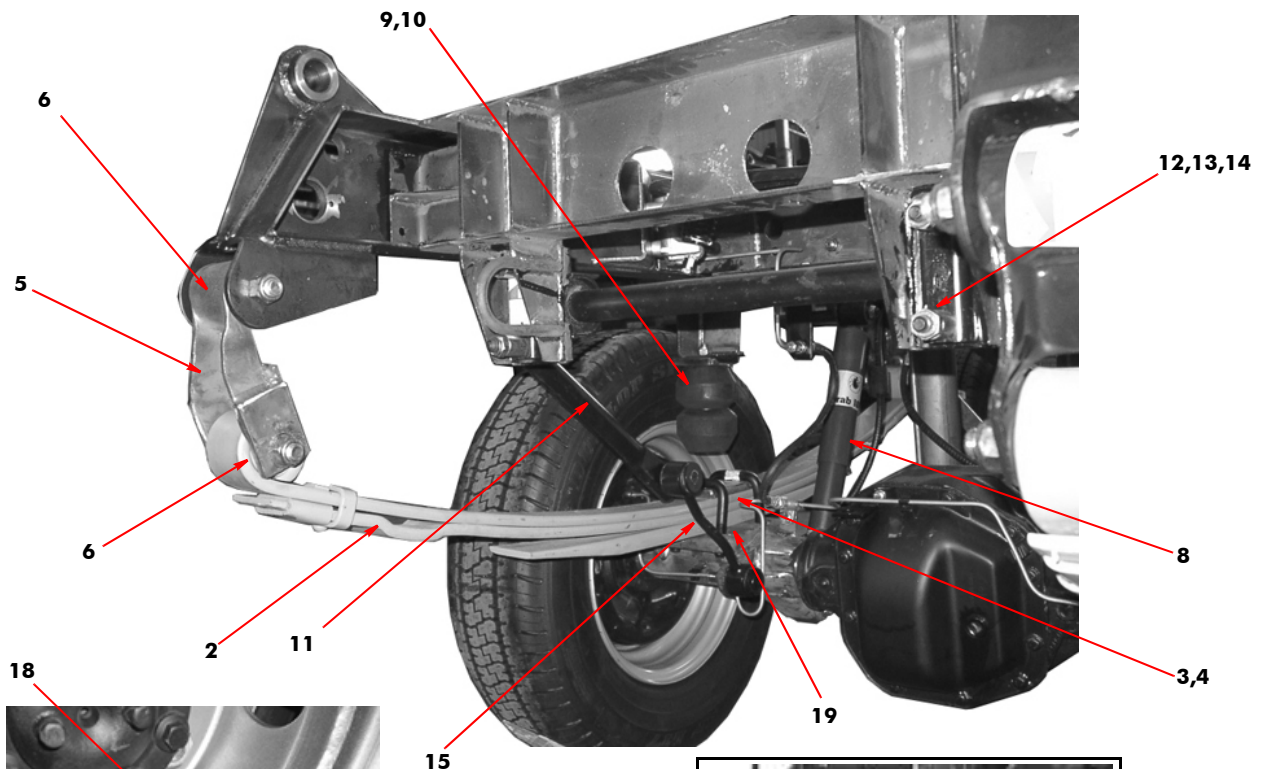
When ordering replacement parts, always give the machine's Serial Number and specify Part Number, Quantity & Description



item	Part Number	Quantity	Description
REAR SUSPENSION & ASSOCIATED PARTS			
1	025573	1	. AXLE ASSEMBLY, REAR.....Page B7
2	027667	2	.. Spring, Rear
3	020657	2	... Plate
4	100025	4	... U bolt
	011060	8 Nut, M16
5	100029	1- 2	... Shackle, Spring (2 fitted to RHD - 1 Fitted to LHD)
5	023345	1	... Shackle, Spring, Nearside (or use only on LH drive M/cs)
	011423	2 Bolt, Hex, M16 x 110 mm Long
	011060	2 Nut, M16
6	100525	2	... Bush, Rear
NI	011423	2 Bolt, Hex Hd, M16 x 110 Long
NI	011060	1 Nut, Hex, M16
7	100524	2	... Bush, Front
	011422	2 Bolt, Hex, M20 x 110 mm Long
	011082	2 Nut, M20
8	100035	2	... Shock Absorber
NI	100453	2 Bush Kit (Spares for 100035 Shock Absorber)
	013448	2 Washer
	011077	2 Nut, M12
	011055	2 Bolt, Hex, M12 x 65 mm Long
	011077	2 Nut, M12
9	013755	2	.. Bump Stop
	011053	2	... Bolt, Hex, M12 x 35 mm Long
	011096	2	... Washer M12
	011077	2	... Nut M12
10	023342	1	... Packer, Nearside Bump Stop (only on LH drive M/cs)
11	027669	1	.. Stabiliser Bar
12	027671	2	... Clamp
NI	027670	4	... Bush
13	100132	4 U Bolt
14	014508	8 Spacer 20 x 12.5 x 24 mm Long
	100135	8 Nut
15	100134	2	... Drop Link
	011077	4 Nut, M12
	033705	2 Washer, special, 12 mm (roll bar to drop link fixing point)
16	034690	2	.. Road Wheel.....
NI	034691	2	... Road Wheel complete with Tyre } SEE NOTE
	028807	6	... Wheel nut, LH 27 mm A/F
	028808	6	... Wheel nut, RH 27 mm A/F
17	013463	2	... Tyre 195R x 14C
NI	028809	4 Dust Cap
18	020315	4 Flex Valve Ext C/W
19	034005	2	.. Packer (Fits between Road Spring and Axle Pad - 1 each side)
20	034341	2	.. Spring Pad

NOTE: The Original 5J Road Wheel was Replaced by the 5.5J on May/June 2008.
Under no Circumstance must Wheels be Mixed on any Axle.

When ordering replacement parts, always give the machine's Serial Number and specify Part Number, Quantity & Description



REAR SUSPENSION & ASSOCIATED PARTS


When ordering replacement parts, always give the machine's Serial Number and specify Part Number, Quantity & Description




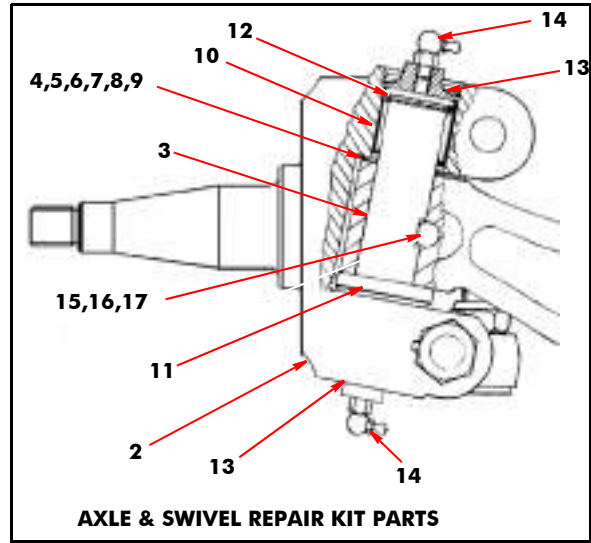
<i>item</i>	<i>Part Number</i>	<i>Quantity</i>	<i>Description</i>
FRONT AXLE - STEERING HUB ARRANGEMENT			
1	021611	1	. Axle Beam
2	034673	1	.. Stub Axle, RH
NI	034672	1	.. Stub Axle, LH
3	021620	1	... Swivel Pin
NI	021842	REF	Repair Kit, Swivel Pin
4	021634	As Req Shim 0.046 - 0.050
5	021635	As Req Shim 0.051 - 0.055
6	021636	As Req Shim 0.056 - 0.060
7	021637	As Req Shim 0.061 - 0.065
8	021638	As Req Shim 0.036 - 0.042
9	021639	As Req Shim 0.066 - 0.070
10	021616	2 Bearing, Needle Roller
11	021619	2 Bearing, Thrust
	021631	2 Circlip
12	021633	2 O-Ring
13	021610	2	... End Cap
14	021632	1 Grease Nipple, 1/4" UNF
15	021622	1	... Cotter Pin
	021626	1 Nut
	021627	1 Washer
16	014601	1	BRAKE CALIPER ASSEMBLY LH.....Page D3
NI	014602	1	BRAKE CALIPER ASSEMBLY RHPage D3
17	014816	2	. Hose, brake
18	014792	2	. Brake Pipe Nut
NI	See Cross Ref.	1	. STEERING BOXPage C17

} Use as required to achieve a clearance of 0.0025 to 0.2030

When ordering replacement parts, always give the machine's Serial Number and specify Part Number, Quantity & Description



**RIGHT HAND SIDE
VIEWED FROM FRONT**



**RIGHT HAND SIDE
VIEWED FROM REAR**

FRONT AXLE (STEERING)

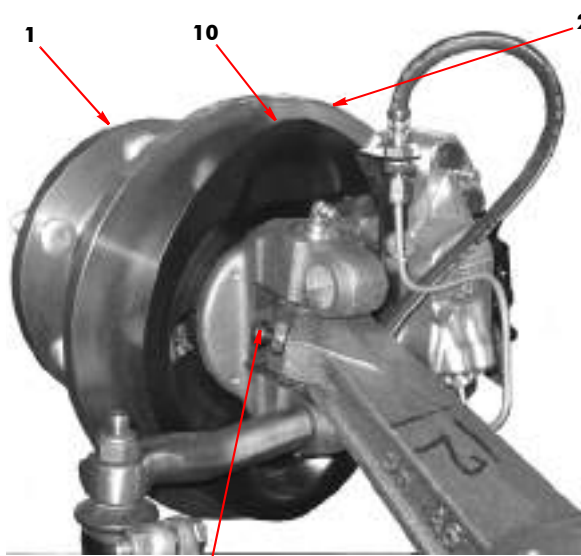
When ordering replacement parts, always give the machine's Serial Number and specify Part Number, Quantity & Description




item	Part Number	Quantity		Description
		LH	RH	
		LH	RH	FRONT AXLE & ASSOCIATED PARTS
1	014592	1	-	Hub assy LH
1	014593	-	1	Hub assy RH
2	014594	1	1	. Disc front
NI	014627	5	5	. . Stud (hub to Disc)
3	014595	5	5	. . Nut (Hub to Disc)
4	014596	5	5	. . Lock washer (Hub to Disc)
5	014605	1	1	. . Grease Cap
6	014626	1	1	. Oil Seal
7	014601	1	-	. Brake Calliper Assy LH Page D3
8	014602	-	1	. Brake Calliper Assy RH Page D3
9	021641	1	1	. Locking Cap
	014768	1	1	. . Washer, Axle D
	021642	1	1	. . Nut, $\frac{5}{8}$ " UNF
	021643	1	1	. . . Split Pin $\frac{1}{8}$ " x $1\frac{1}{2}$ "
10	021671	1	1	. Brake Disc Shield
	011098	2	2	. . Washer, Spring, $\frac{1}{4}$ "
	000063	2	2	. . Bolt, hex, $\frac{1}{4}$ " UNF x $\frac{1}{2}$ "
11	011014	1	1	. Bolt, mushroom skt hd, M8 x 40 mm long } Stop Adjuster
12	011072	1	1	. . Nut, hex, M8 (locking nut)
NI	014619	1	1	. Front hub bearing kit
NI	014597	6	-	. Wheel Stud front LH
NI	014598	-	6	. Wheel Stud front RH
	028808	6	6	. Nut (Per Road wheel) 27 mm A/F
13	014819	1	1	. Hub Cover
14	034690	1	1	. Road Wheel } SEE NOTE
NI	034691	1	1	. Road Wheel complete with Tyre

NOTE: The Original 5J Road Wheel was Replaced by the 5.5J on May/June 2008.
Under no Circumstance must Wheels be Mixed on any Axle.

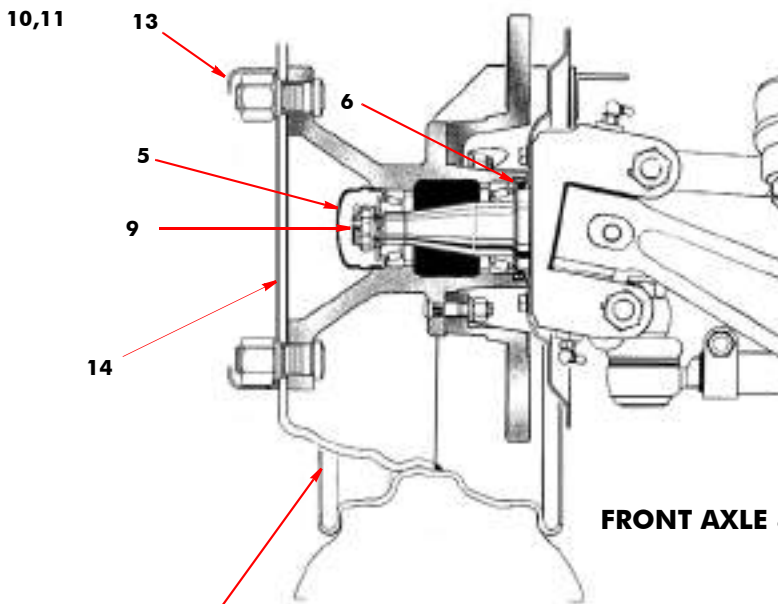
When ordering replacement parts, always give the machine's Serial Number and specify Part Number, Quantity & Description



LEFT HAND SIDE



RIGHT HAND SIDE



FRONT AXLE & ASSOCIATED PARTS

ROAD WHEEL & TYRE

When ordering replacement parts, always give the machine's Serial Number and specify Part Number, Quantity & Description

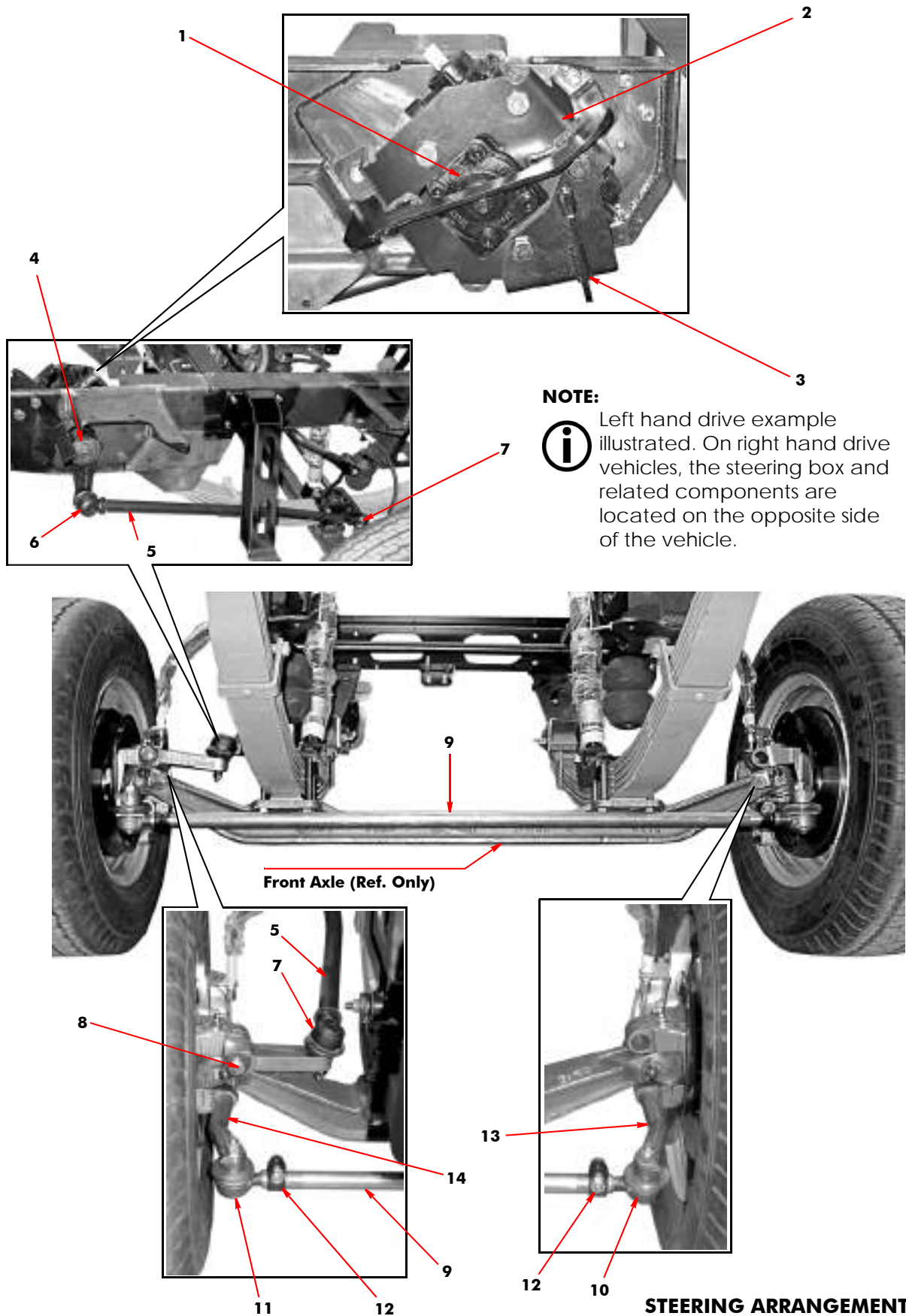




item	Part Number	Quantity		Description
		LHD	RHD	
STEERING ARRANGEMENT				
1	033056	1	-	. Steering box, left hand drive (TWR)
2	033759	1	-	.. Bracket, mounting, steering box (LHD)
3	033861	1	-	... Support, steering box (LHD)
NI	033057	-	1	. Steering box, right hand drive (TWR)
NI	033758	1	-	.. Bracket, mounting, steering box (RHD)
NI	033862	-	1	... Support, steering box (RHD)
4	033058	1	1	.. Drop arm
5	028187	1	1	.. Drag link (complete with ball joints)
6	028186	1	1	... Ball joint, front, left hand thread (drop link end)
	031926	1	1 Nut, ball joint locking, left hand thread
	031925	As Req	 Washer, locking
7	028180	1	1	... Ball joint, rear, right hand thread (steering arm end)
	031924	1	1 Nut, ball joint locking, left hand thread
	031925	As Req	 Washer, locking
8	035841	1	-	.. Steering arm assembly, left hand drive
	021628	1	- Key
	021629	2	- Nut, 5/8" UNF, Nyloc self-locking
	032696	1	- Washer, special
NI	035842	-	1	.. Steering arm assembly, right hand drive
	021628	-	1 Key
	021629	-	2 Nut, 5/8" UNF, Nyloc self-locking
	032696	-	1 Washer, special
9	021648	1	1	.. Track rod (used on vehicles without air-conditioner)
9	022670	1	1	.. Track rod (used on vehicles with air-conditioner installation)
10	028180	1	1	... Ball joint, right hand thread (right hand front wheel side)
11	028186	1	1	... Ball joint, left hand thread (left hand front wheel side)
12	021644	2	2	... Clamp, track rod end
	000249	1	1 Bolt, skt hd, M10 x 40 mm long
	011074	1	1 Nut, hex, M10
13	022854	1	1	... Arm, track rod, right hand
NI	021628	1	1 Key, Woodruff
	021629	1	1 Nut, 5/8" UNF
14	022855	1	1	... Arm, track rod, left hand
NI	021628	1	1 Key, Woodruff
	021629	1	1 Nut, 5/8" UN

For details relating to the steering wheel and column, please refer to Page E9

When ordering replacement parts, always give the machine's Serial Number and specify Part Number, Quantity & Description



When ordering replacement parts, always give the machine's Serial Number and specify Part Number, Quantity & Description



THIS PAGE INTENTIONALLY LEFT BLANK

When ordering replacement parts, always give the machine's Serial Number and specify Part Number, Quantity & Description

ILLUSTRATED PARTS CATALOGUE

SCARAB VM MINOR - Euro 4 / CANbus 2

SECTION D BRAKES & RELATED COMPONENTS

TABLE OF CONTENTS

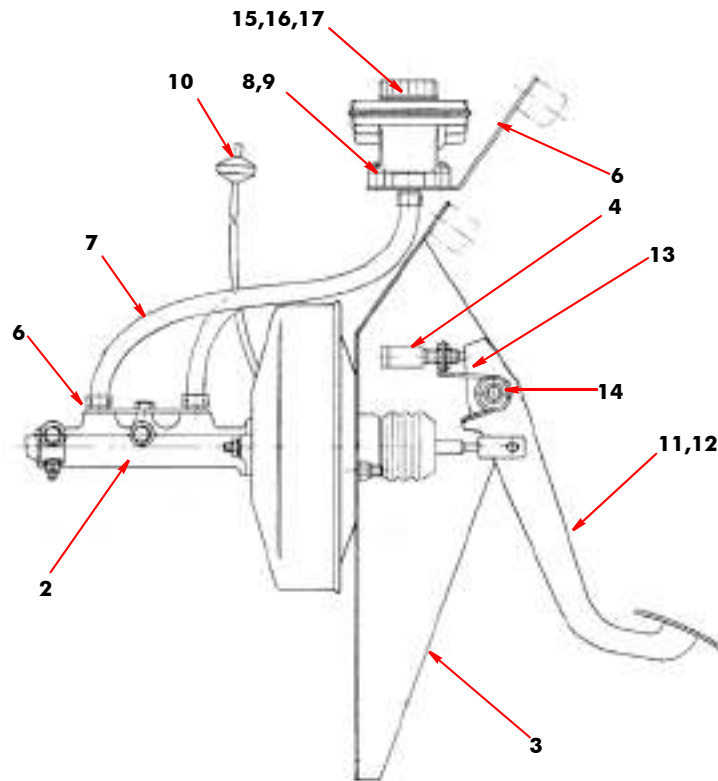
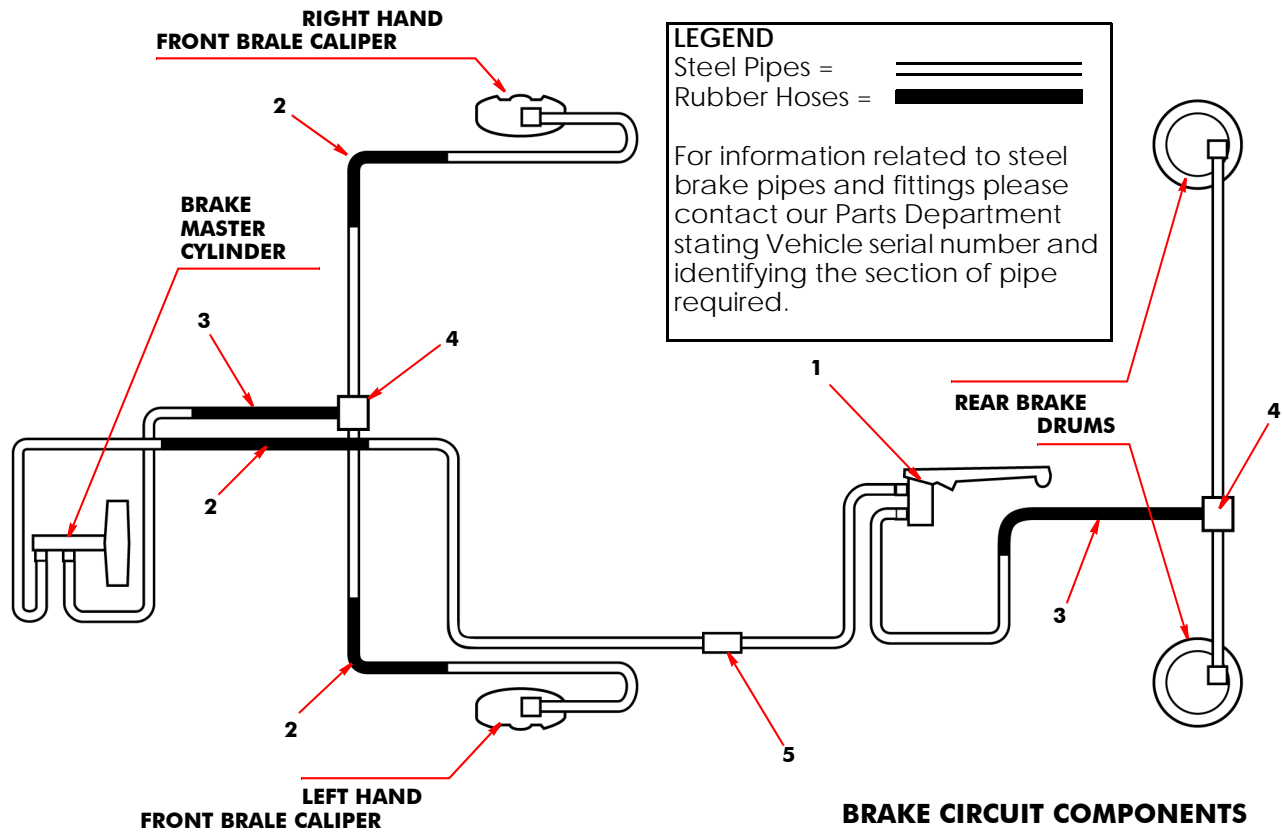
Assembly/Description	Page
Braking System - Piping & Valve	1
Brake Pedal Assembly	1
Front Brake Callipers	3
Rear Brake Arrangement	3
Handbrake Arrangement	5



<i>item</i>	<i>Part Number</i>	<i>Quantity</i>	<i>Description</i>
BRAKING SYSTEM - GENERAL ARRANGEMENT			
1	014748	1	Brake Load Apportioning Valve (LAV)
2	014816	3	Brake Hose MEL 50815
3	014817	2	Brake Hose MEL 50928
4	014818	2	. Tee Adaptor, Brake Hose
5	014212	1	Connector, $\frac{3}{16}$ " Kunifer

<i>item</i>	<i>Part Number</i>	<i>Quantity</i>	<i>Description</i>
BRAKE PEDAL ASSEMBLY			
1	014648	1	. Brake Master Cylinder and Servo
	011075	3	. . Nut, hex, M10
2	014648	1	. . Master Cylinder
NI	100444	1	. . . Repair Kit, Master Cylinder
3	025971	1	. . Mounting Bracket, Brake Assembly
	000021	3	. . . Bolt, Hex hd, M6 x 40 mm Long
	011071	3	. . . Nut, Hex, M6, Nyloc
4	032910	1	. . . Switch, Stoplight
5	014812	1	. . Adaptor Plate, Master Cylinder
	000081	2	. . . Bolt, Hex hd, $\frac{1}{4}$ " UNC x $\frac{1}{2}$ "
6	014813	1	. Mounting Bracket, Remote Reservoir
	011003	2	. . Bolt, Hex hd, M6 x 50 mm Long
	011071	2	. . Nut, Hex, M6, Nyloc
7	014784	0.70 m	. . Hose 7.5 x 15 Dia
	010960	4	. . . O Clip $\frac{1}{2}$ "
8	014811	2	. . . Hosetail, Remote Reservoir
9	014783	2	. . . Seal, Reservoir Mounting
10	100123	1	. . Hose Assembly, Servo Vacuum
11	014256	1	. Brake Pedal, LH Drive
12	014257	1	. Brake Pedal, RH Drive
13	100044	1	. . Spring, Brake Pedal
14	013421	1	. . . Spacer, Cab Pivot
	000075	1 Bolt, Hex, M10 x 130 mm Long
	011075	1 Nut, Hex, M10, Nyloc
	100097	1 Clevis Pin
	100108	1 Split Pin
15	030029	1 Reservoir (Spare)
16	030027	1 Cap (Remote Mounted Reservoir)
17	030028	1 Cap Float and Switch (Remote Mounted Reservoir)

When ordering replacement parts, always give the machine's Serial Number and specify Part Number, Quantity & Description



When ordering replacement parts, always give the machine's Serial Number and specify Part Number, Quantity & Description



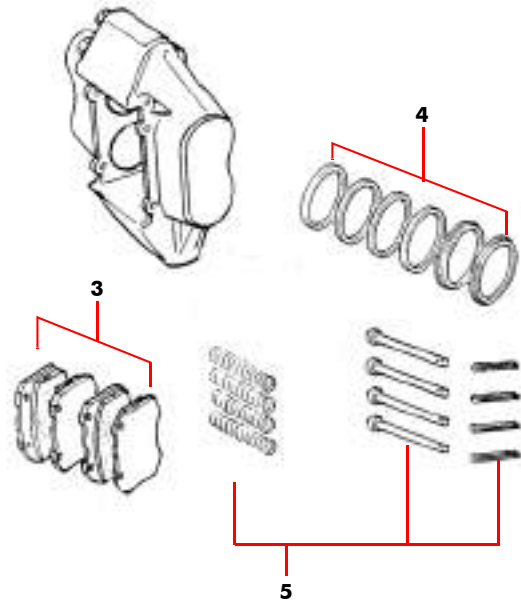



<i>item</i>	<i>Part Number</i>	<i>Quantity</i>	<i>Description</i>
FRONT BRAKE CALIPER			
1	014601	1	Calliper, brake assembly, LH
1	014602	1	Calliper, brake assembly, RH
2	021772	2	. Bolt, caliper mounting kit (VEHICLES BEFORE APRIL 2008)
2	011412	2	. Bolt, caliper mounting kit (VEHICLES AFTER APRIL 2008)
NI	023323	2	. Pin & spring clip set
3	020138	1	. Disc pad set
4	020139	1	. Disc brake repair kit (1 Wheel)
5	023323	1	. Pin and spring clip kit
6	000238	2	. Bleed Nipple
7	014816	2	Hose, brake pipe
8	014774	1	. Brake pipe hose bracket (LH)
8	014775	1	. Brake pipe hose bracket (RH)
9	033845	1	Calliper Steel brake pipe
10	014594	2	Brake disc, front.....Page C15

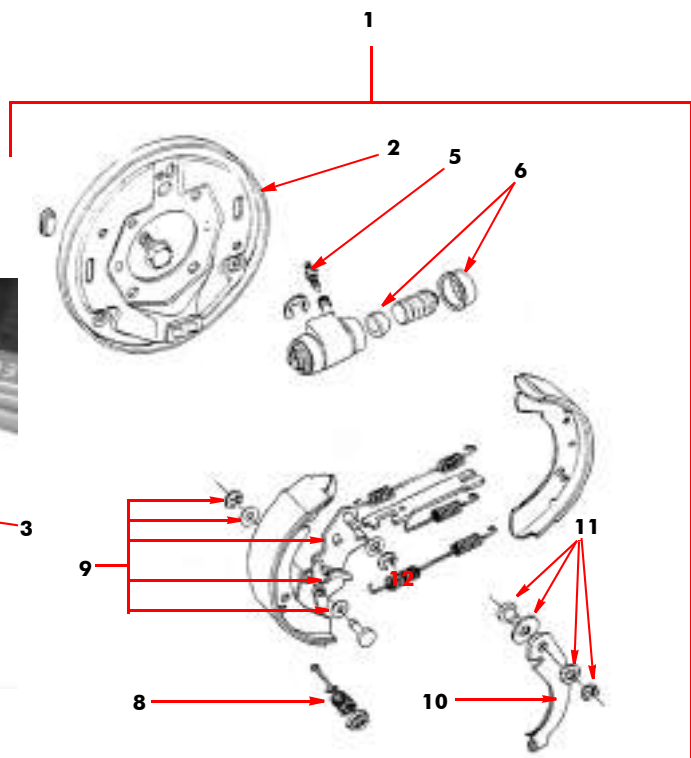
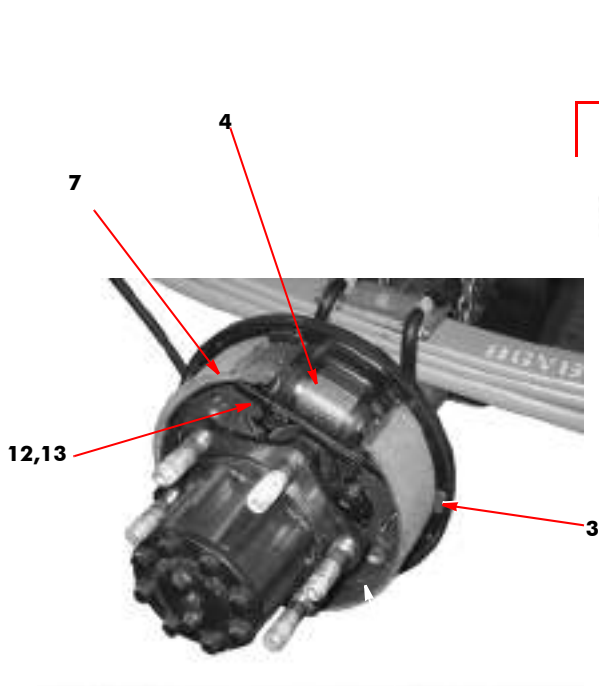
NOTE: For other Steel brake pipes contact SCARAB SPARES DEPT

<i>item</i>	<i>Part Number</i>	<i>Quantity</i>		<i>Description</i>
		LH	RH	
REAR BRAKE ARRANGEMENT				
1	020134	1	-	Brake Assembly, LH Complete
1	020133	-	1	Brake Assembly, RH Complete
2	020118	1	-	. Backplate, LH
2	020117	-	1	. Backplate, RH
3	020119	1	1	. . Plug, Rubber
4	020128	1	-	. . Wheel Cylinder, LH
4	020127	-	1	. . Wheel Cylinder, RH
NI	003018	AsReq	 Clip, Wheel Cylinder
5	020129	1	1	. . . Bleed Screw
6	020126	AsReq		. . Seal Kit, Wheel Cylinder
7	020120	1	-	. Brake Shoe Kit (Complete Axle Set)
8	020125	1	1	. . Shoe Hold Down Kit
9	020121	1	-	. . Adjuster Kit (Complete Axle Set)
10	020124	1	-	. Handbrake Lever, LH
10	020123	-	1	. Handbrake Lever, RH
11	020122	1	1	. . Pivot Pin Kit
12	020132	1	-	. Cross Lever
13	020131	1	-	. . Spring Kit, LH
13	020130	-	1	. . Spring Kit, RH
NI	020199	1	1	Brake Drum

When ordering replacement parts, always give the machine's Serial Number and specify Part Number, Quantity & Description



FRONT BRAKE CALIPER ASSEMBLY



REAR BRAKE ASSEMBLY


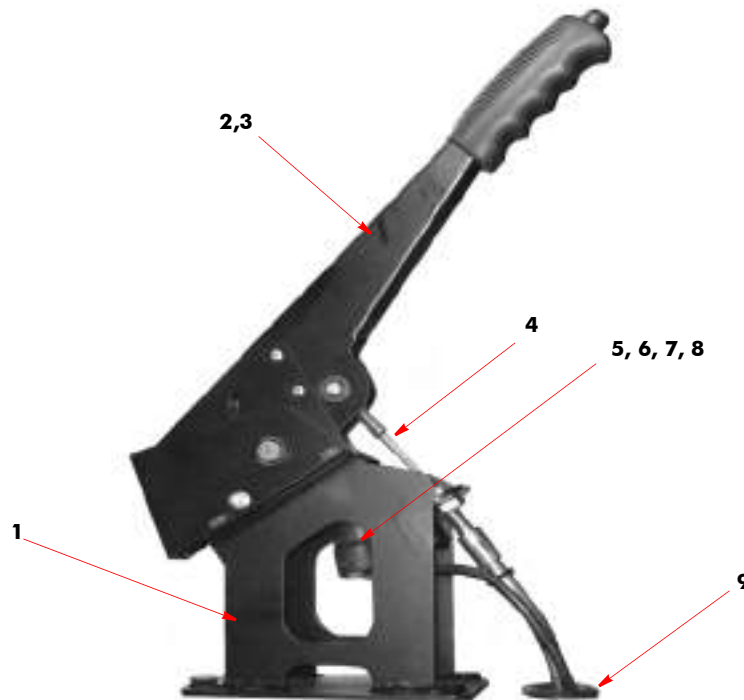
When ordering replacement parts, always give the machine's Serial Number and specify Part Number, Quantity & Description



I

<i>Item</i>	<i>Part Number</i>	<i>Quantity</i>	<i>Description</i>
HANDBRAKE ASSEMBLY			
1	026792	1	. Support, Handbrake
	011011	3	.. Bolt, Hex hd, M8 x 25 mm Long
	011073	7	.. Nut, Hex, M8, Nyloc
2	026811	1	.. Lever, Handbrake
3	100105	1	... Clevis Pin
	100106	1 Split Pin
4	014821	1	... Cable, Handbrake, Primary (8 mm Eyelet)
9	012876	1 Grommet, I/D 11 mm - O/D 19 mm
5	032910	1	Handbrake Switch
6	032151	1	. Handbrake Switch Plunger
7	032049	1	. Support Bracket
8	033218	1	.. Wiring Loom
NI	027790	1	... Pin Kit
10	100096	1	.. Equalizer
11	100097	1	... Clevis Pin
	100108	1 Split Pin
12	100047	1	... Spring, Brake Retracting
13	100278	1	... Cable, Secondary (drum to drum)

When ordering replacement parts, always give the machine's Serial Number and specify Part Number, Quantity & Description



HANDBRAKE ASSEMBLY

When ordering replacement parts, always give the machine's Serial Number and specify Part Number, Quantity & Description



THIS PAGE INTENTIONALL LEFT BLANK

When ordering replacement parts, always give the machine's Serial Number and specify Part Number, Quantity & Description

ILLUSTRATED PARTS CATALOGUE

SCARAB VM MINOR - CANbus

SECTION E CAB ASSEMBLY

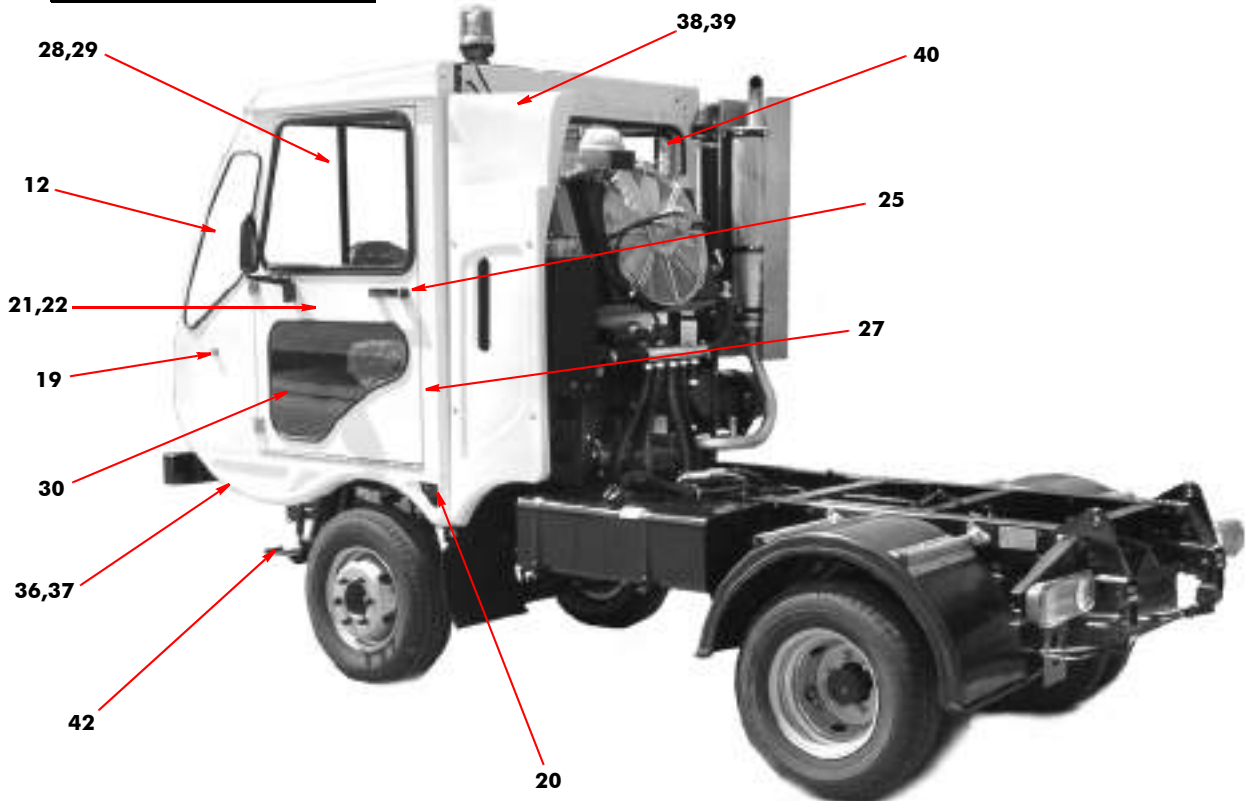
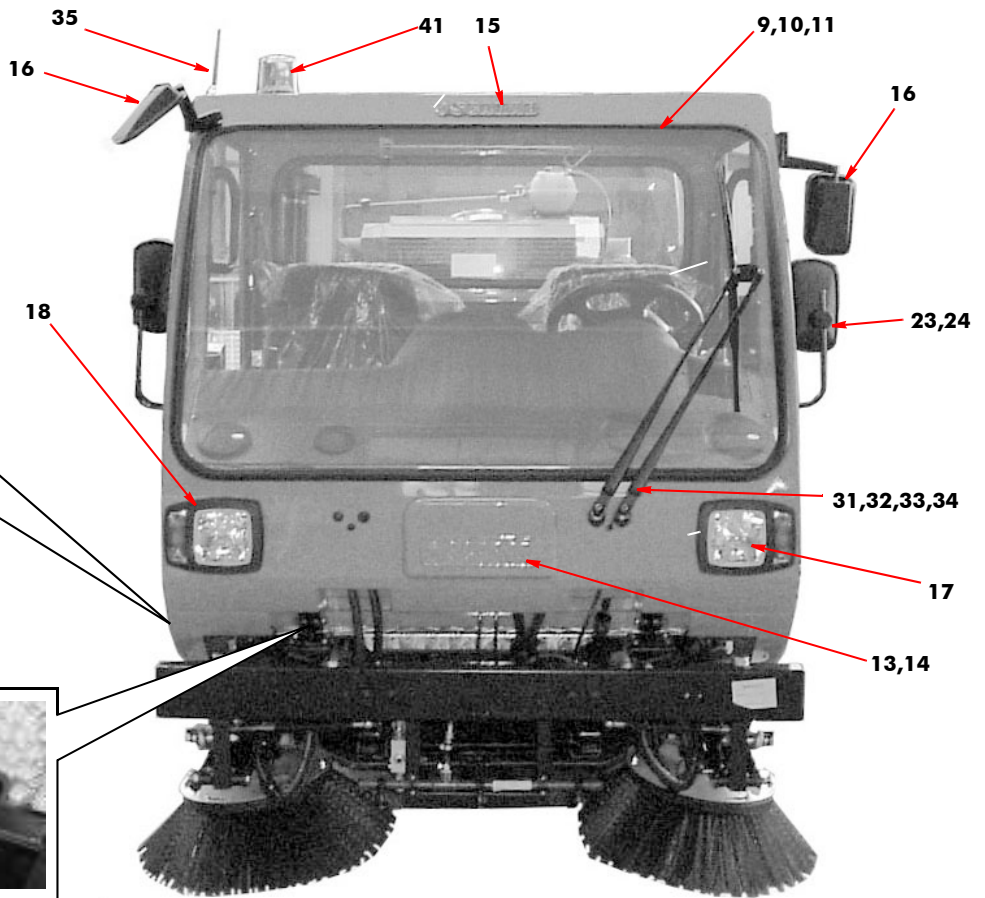
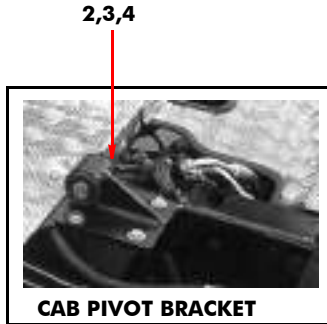

Table of Contents

Assembly/Description	Page
CAB ASSEMBLY	
Cab - External Components & Associated Parts	1
Door Assembly	3
Cab - Internal Components	5-7
Steering Assembly	9
Brake Pedal Assembly	11
Cab Safety Latch Assembly	11
Cab Locking Assembly	11
Cab Heater	13



Item	Part Number	Quantity		Description
		LH	RH	
CAB EXTERNAL COMPONENTS AND ASSOCIATED PARTS				
1	025420	1	1	. Cab Body, Standard Model
1	026354	1	1	. Cab Body, Low Roof Model
NI	013952	5 m	5 m	.. Weather Seal, Cab Base
2	027734	2	2	.. Pivot Bracket, Cab
3	027732	2	2	... Bush, brass, Cab Pivot
4	027731	2	2	... Bush, rubber, Cab Pivot
5	014349	1	1	.. Prop, Cab
6	014351	1	1	... Bracket, Cap Prop
7	021993	2	2	.. Strut, Cab Tilt
8	023110	2	2	... Bellows, Cab Strut
9	025419	1	1	.. Windscreen
10	026675	1	1	... Weather Strip - Windscreen
11	026676	1	1	... Filler Strip - Windscreen
12	025418	2	2	.. Quarter Light, Curved
NI	026677	2	2	... Weather Strip - Quarter Light Windows
NI	026678	2	2	... Filler Strip - Quarter Light Windows
13	025717	1	1	.. Grill, GRP
14	025718	1	1	... Bracket, Mounting, GRP Grill
15	030200	1	1	.. Badge, 'SCARAB'
16	013941	2	2	.. Mirror Assembly (Cab - mounted)
17	025506	1	-	.. Headlamp LH - UK (LH DIP)
17	025504	1	-	.. Headlamp LH - Europe (RH DIP)
18	025507	-	1	.. Headlamp RH - UK (LH DIP)
18	025505	-	1	.. Headlamp RH - Europe (RH DIP)
NI	011498	As	Req	... Bulb, Main
NI	011499	As	Req	... Bulb, Dipped
NI	011500	As	Req	... Bulb, Side Lamp
19	013748	2	2	.. Indicator, Side Marker
20	018227	1	1	.. SAFETY LATCH, CAB-TILTPage E11
21	028579	1	-	.. DOOR ASSEMBLY, LHPage E3
22	028580	-	1	.. DOOR ASSEMBLY, RHPage E3
23	033107	2	2	. Mirror Door (Universal)
24	033108	2	2	. Mirror Arm
25	013933	2	2	.. Door Handle & Lock (Universal)
26	013437	2	2	.. Bracket, Striker Plate (Door Lock)
27	026328	2	2	.. Draught Excluder, Cab/Door, 4100 mm
28	013683	1	-	.. Window, Sliding, LH
29	013684	-	1	.. Window, Sliding, RH
NI	024819	1	1	... Catch, window locking
30	025850	2	2	.. Window Glass, Door Lower (Universal)
NI	026679	2	2	... Weather Strip - Lower Door Windows
NI	026680	2	2	... Filler Strip - Lower Door Windows
31	031740	1	-	.. Motor, 2 Speed, windscreen wiper, LH
31	031741	-	1	.. Motor, 2 Speed, windscreen wiper, RH
32	022333	1	1	... Wiper Drive & Idler Complete with Wash/Wipe kit
33	022334	1	1	... Wiper Blade
34	022365	1	1	... Wash Wipe Kit
35	030926	1	1	.. Aerial
36	025848	1	-	.. Cab Skirt, LH
37	025849	-	1	.. Cab Skirt, RH
38	025882	1	1	.. Cab Extension Panel, GRP
39	026417	4	4	... Fastener, Dzus
NI	023229	8	8	... Retainer washers, Dzus fastener
40	013739	1	1	. Cab window, rear
41	010304	1	1	. Beacon, 12 Volt
42	022320	1	-	. Step, LH
NI	022321	-	1	. Step, RH

When ordering replacement parts, always give the machine's Serial Number and specify Part Number, Quantity & Description



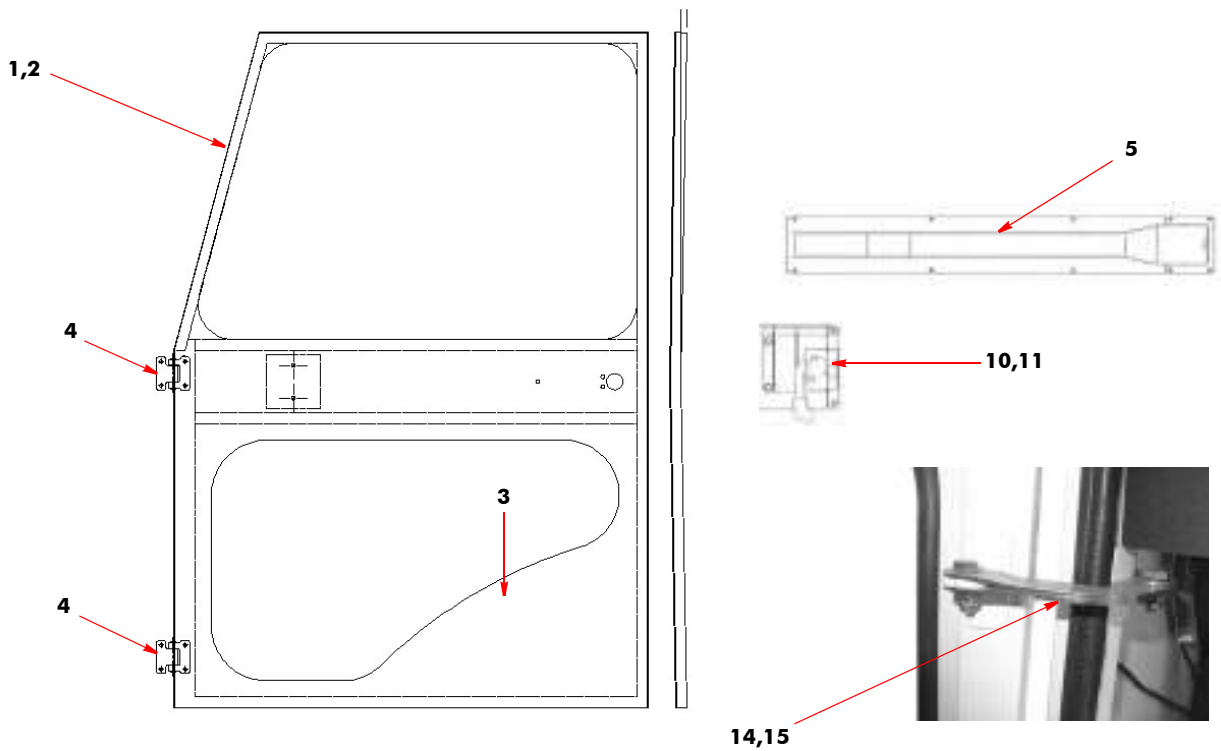
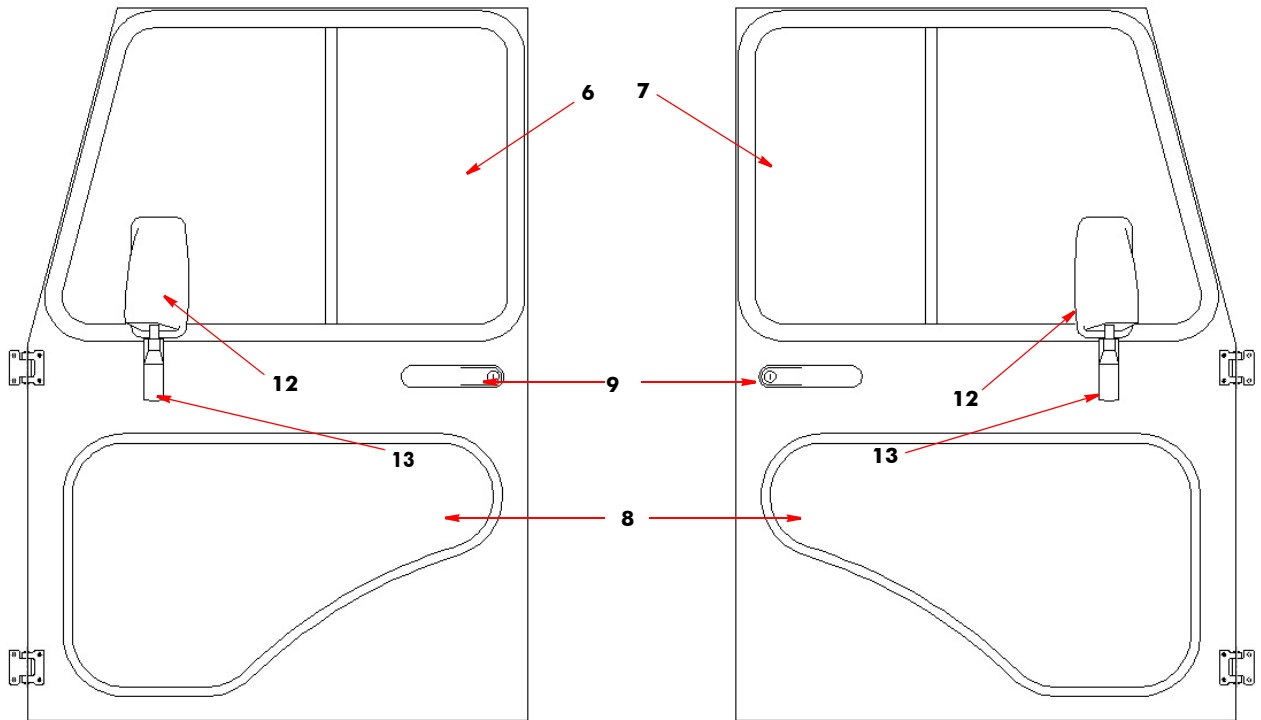
CAB ARRANGEMENT

When ordering replacement parts, always give the machine's Serial Number and specify Part Number, Quantity & Description



Item	Part Number	Quantity		Description
		LH	RH	
CAB DOOR ASSEMBLY & ASSOCIATED PARTS				
1	028579	1	-	. Door Assembly, LH
1	028580	-	1	. Door Assembly, RH
2	028577	1	-	.. Door Frame LH
2	028578	-	1	.. Door Frame RH
3	033168	1	1	.. Door Panel
NI	028774	1	1	... Plate, Reinforcing
4	028583	2	2	.. Hinge, Door
	000020	4	4	... Setscrew, Hex, M6 x 30 mm
	000254	4	4	... Washer, Plain M6
	011071	4	4	... Nut, Nyloc M6
NI	028750	4	4	... Hinge Packer
NI	028749	8	8	... Hinge Washers
	000253	8	8	... Nut, hex, M6
	000288	4	4	... Bolt, M6 x 35 mm long
	000289	4	4	... Bolt, M6 x 45 mm long
5	031629	1	-	... Door Cover/Arm Rest LH
5	031630	-	1	... Door Cover/Arm Rest RH
	011001	8	8 Setscrew M6 x 16 mm
6	013683	1	-	... Window Sliding LH
7	013684	-	1	... Window Sliding RH
NI	020362	1	1 Inseal Strip 3 x 15 x 100 mm)
8	025850	1	1	... Glass, Door Lower
NI	026679	1	1 Rubber 2080 mm (Door Lower)
NI	026680	1	1 Filler Strip 2080 mm
9	013933	1	1	.. Door Handle, Outer
10	013931	1	-	... Lock, LH, Inner
11	013932	-	1	... Lock, RH, Inner
12	033107	1	1	.. Mirror, Door (Universal)
13	033108	1	1	... Mirror Arm
	011001	2	2 Setscrew M6 x 16 mm
	000063	2	2 Setscrew 1/4 UNF x 1"
	011087	2	2 Setscrew M6 x 25 mm
	011071	1	1 Nut, Nyloc M6
	011090	13	13 Washer M6
	011091	2	2 Washer, Spring M6
14	028868	1	-	.. Check Strap, LH Door
15	028869	-	1	.. Check Strap, RH Door

When ordering replacement parts, always give the machine's Serial Number and specify Part Number, Quantity & Description



CAB DOOR ASSEMBLY

When ordering replacement parts, always give the machine's Serial Number and specify Part Number, Quantity & Description

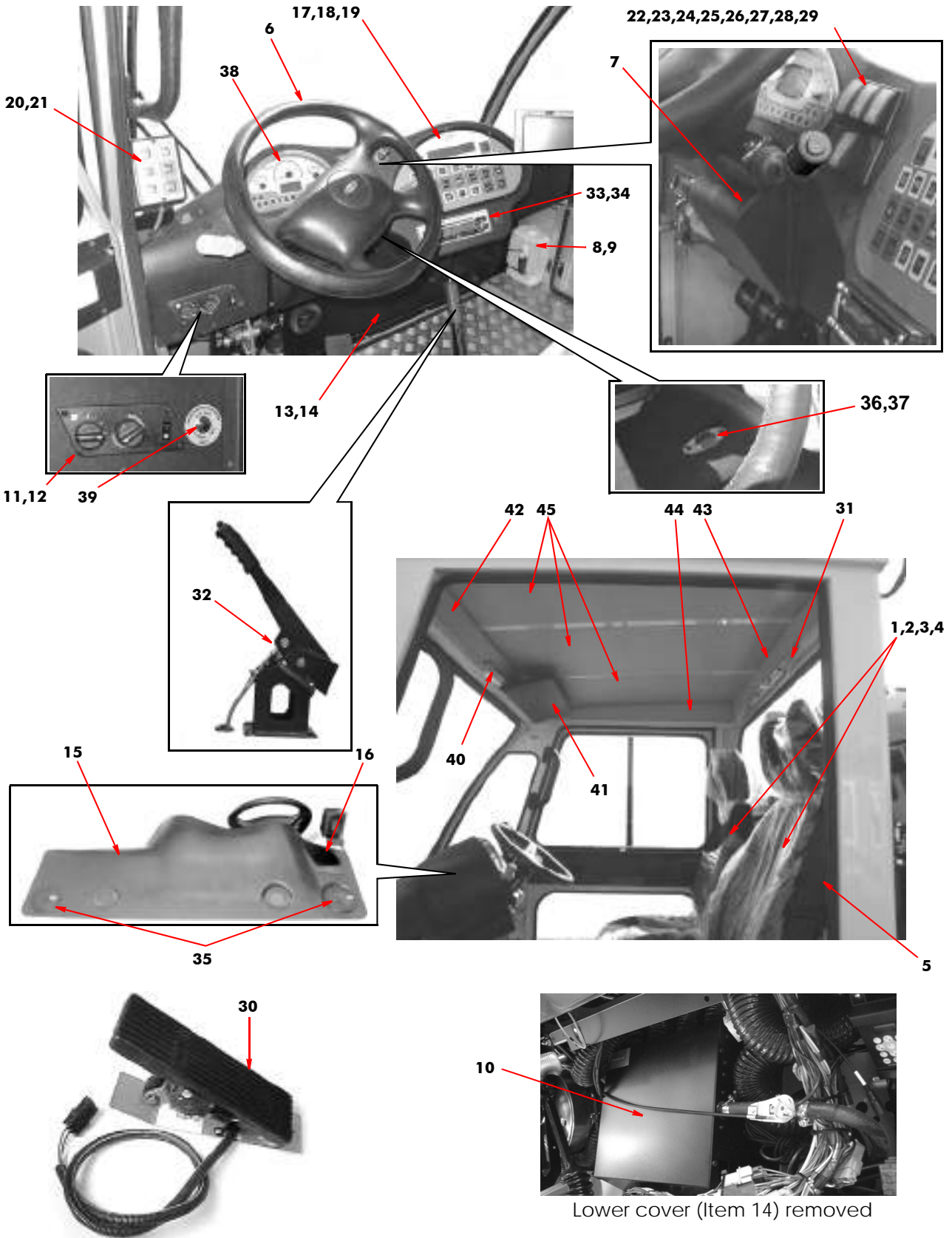


Item	Part Number	Quantity		Description
CAB INTERNAL FEATURES				
		LHD	RHD	
1	025927	1	-	. Seat LH (When Sitting in Cab)
2	025298	-	1	. Seat RH (When Sitting in Cab)
3	025299	1	1	. . Headrest (Option)
4	025926	1	1	. . Adaptor, Seat
5	020513	1	1	. Seat Belt
6	NA	1	1	. STEERING COLUMN & RELATED COMPONENTS.....Page E9
7	031893	1	1	. . Cover, Steering Column
NI	031668	1	1	. . Switch, Wash/Wipe (Located Right Side of Steering Wheel)
NI	031740	-	1	. Wiper Motor, 12 Volt, 2-Speed/Right Hand Park
NI	031741	-	1	. Wiper Motor, 12 Volt, 2-Speed/Left Hand Park
8	030587	1	1	. Bottle, Windscreen Washer Fluid (complete with 12 Volt Pump)
9	030588	1	1	. . Bracket, Washer Fluid Bottle
10	026161	1	1	. . HEATER.....Page E13
11	031632	1	1	. . . Heater Control Module
12	031633	1	1	. . . Heater Control Module with Air-Conditioning Controller (Option)
13	033213	-	1	. Cover, lower, heater/electrics
14	033214	1	-	. Cover, lower, heater/electrics
NI	025750	1	1	. . Door, Fuse Box
15	031634	1	-	. GRP Moulded Dash/Console Panel
15	031635	-	1	. GRP Moulded Dash/Console Panel
16	031892	1	-	. . Panel, Access for Brake Fluid
16	031894	-	1	. . Panel, Access for Brake Fluid
17	033088	1	1	. CANbus Main Key pad & Display panel
18	031797	1	1	. . Overlay, CANbus Control Panel
19	031951	1	1	. . . Rim, Panel Overlay
20	033089	1	1	. CANbus Auxiliary Control panel (Door Pod)
21	031798	1	1	. . Overlay, CANbus Auxiliary Panel
22	031625	1	1	. Housing, Switch
NI	031626	1	-	. . Bracket, Switch Mounting
NI	031627	-	1	. . Bracket, Switch Mounting
23	031406	2	2	. . . Switch OFF/ON (Side Lights, Fog Lights)
24	031409	1	1 Insert - Side Lights Switch
25	031410	1	1 Insert - Fog Light Switch
26	031407	1	1	. . . Switch OFF/ON/ON (Beacon)
27	031411	1	1 Insert - Beacon Switch
28	031408	1	1	. . . Switch OFF/ON (Hazard Warning Lights)
29	031412	1	1 Insert - Hazard Switch
30	032617	1	1	. Foot pedal, Speed controller
31	013514	1	1	. Scraper, suction fan
32	NA	1	1	. HANDBRAKE ASSEMBLY.....Page D5
33	031599	1	1	. Radio
34	031599	1	1	. CD/Radio Player (Option)
35	031745	1	1	. . Speakers (Pair) Flush Mount
36	031639	1	1	. RS232 Connector
37	031997	1	1	. . Cap RS232 connector
38	032808	1	1	. Panel, Speedometer (digital LCD) & Driving Instruments
39	021737	1	1	. Cutout, Reverse Bleeper option (complete with timer relay and label)
40	013749	1	1	. Interior Light
41	013935	1	1	. Sun Visor
NI	NA	1	1	. FUSE AND RELAY ASSEMBLY.....Page K1
NI	031744	1	1	. Ashtray
42	033447	1	1	. Cab Roof Lining Panel Front
43	033448	1	1	. Cab Roof Lining Panel Rear
44	033449	1	1	. Cab Roof Lining Panel RH
NI	033446	1	1	. Cab Roof Lining Panel LH
45	026435	3	3	. Cab Roof Upper Lining Panel

} Refer to Note on Page E7

Continued...

When ordering replacement parts, always give the machine's Serial Number and specify Part Number, Quantity & Description



CAB INTERIOR AND ASSOCIATED PARTS

When ordering replacement parts, always give the machine's Serial Number and specify Part Number, Quantity & Description




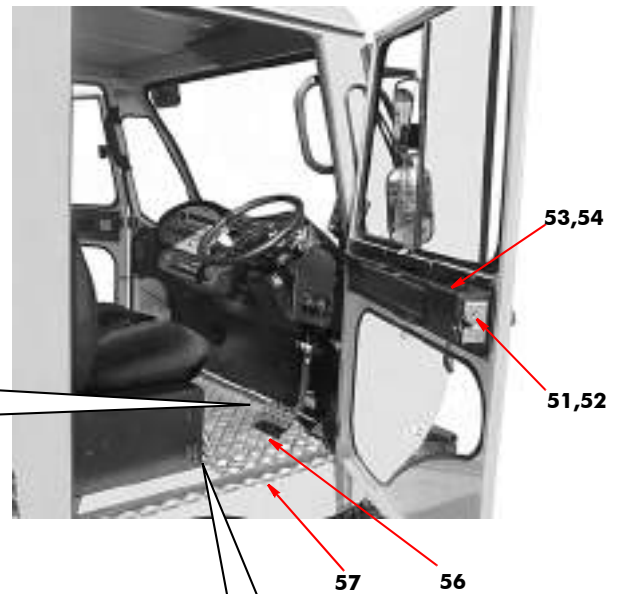



<i>Item</i>	<i>Part Number</i>	<i>Quantity</i>		<i>Description</i>
CAB INTERNAL FEATURES (Continued)				
		LHD	RHD	
46	010748	1	1	. Hand Lance
NI	030129	1	1	. . Swivel Joint
47	011893	1	1	. . Ring, hand lance mounting
48	030595	1	1	. . Tool Holder, adjustable, hand lance mounting
NI	033445	2	2	. Cab Lining, rear panel (outer)
49	033444	1	1	. Cab Lining, rear panel (centre)
50	020272	2	2	. Grab Handle
51	013931	1	1	. Door Lock LH
NI	013932	1	1	. Door Lock RH
52	031631	1	1	. . Mount, Door Lock
53	031629	1	1	. Arm Rest LH Door
NI	031630	1	1	. Arm Rest RH Door
54	032258	2	2	. . Clamping Strip, Armrest
55	013426	1	1	. Floor Plate, Main
56	020525	2	2	. Tread Plate
57	021855	2	2	. Tread Plate, Door
58	033267	1	-	. Front cover, VM chassis, Left Hand Drive
58	014398	-	1	. Front cover, VM chassis, Right Hand Drive
59	014958	2	2	. Door, Toolbox
60	021327	1	1	. . Stud, Fastener
61	021328	1	1	. . . Retainer, Fastener
62	021326	1	1	. . Receptacle, Fastener
63	014959	2	2	. . Hinge
	000086	4	4	. . . Screw M3 x 20 mm Long
	000085	4	4	. . Nut M3
64	018227	1	1	. CAB LOCK ASSEMBLY
NI	028108	1	1	. Power Socket, 12 V
NI	019123	1	1	. Horn

} Refer to Note at foot of this page

Note:

When ordering replacement cab lining panels for low-roof cabs, please contact the Scarab Parts Department quoting your model and serial number.

When ordering replacement parts, always give the machine's Serial Number and specify Part Number, Quantity & Description



CAB INTERIOR AND ASSOCIATED PARTS

When ordering replacement parts, always give the machine's Serial Number and specify Part Number, Quantity & Description



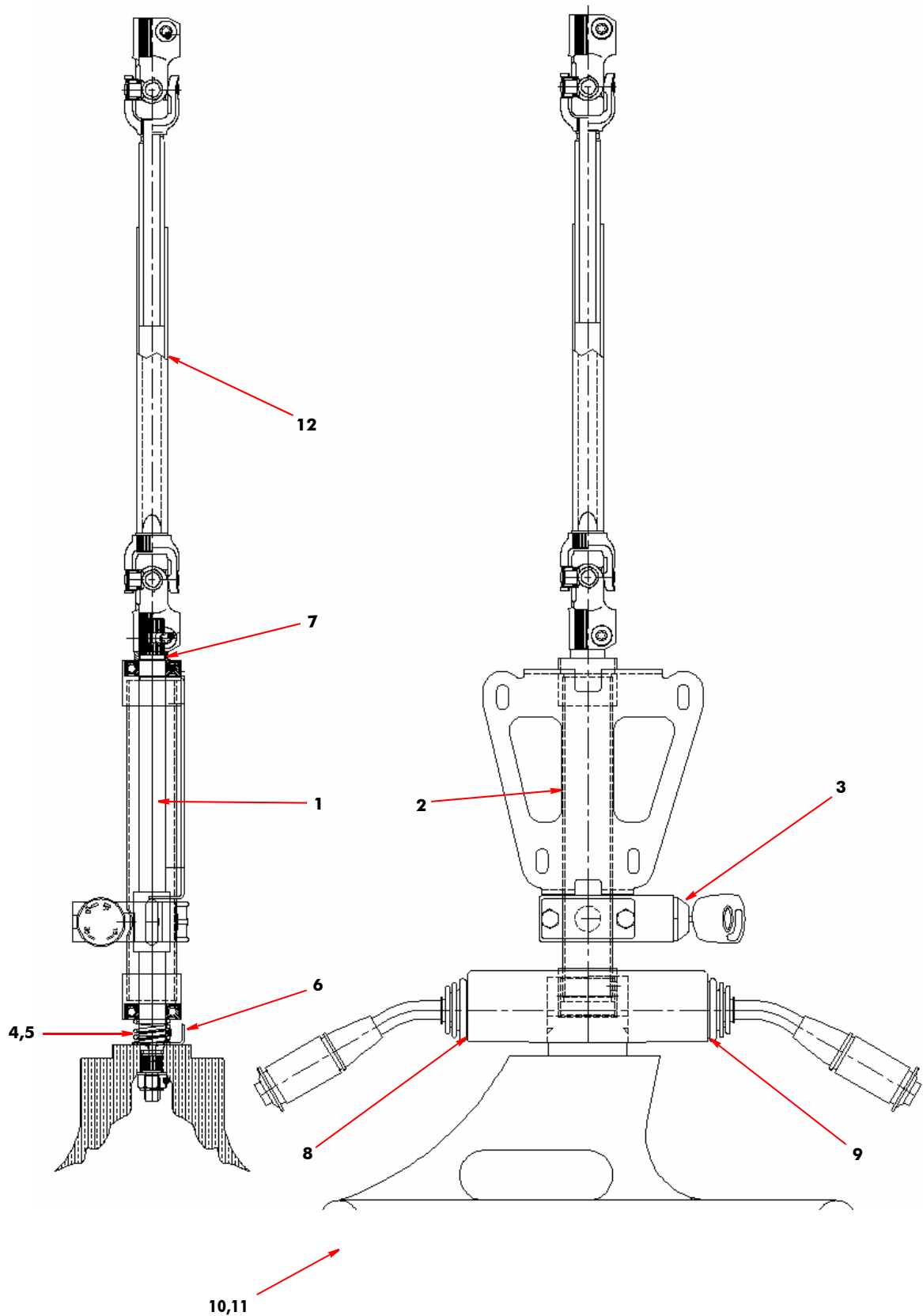


<i>item</i>	<i>Part Number</i>	<i>Quantity</i>	<i>Description</i>
	033060		STEERING COLUMN ASSEMBLY & RELATED COMPONENTS
1	031614	1	. Steering Column - Upper
2	031616	1	.. Steering Column - Outer
3	031617	1	... Ignition Key Switch/Steering Lock
4	031618	1	.. Spring
5	031619	1	.. Spacer
6	32488	1	.. Indicator Switch Bracket
7	031621	2	.. Bearing 6004.2RSR
8	031405	1	. Gear Select Column Switch
9	031404	1	. Multi Function Column Switch
	000341	2	.. Socket Cap Screw M5 x 16 mm
10	100040	1	. Steering Wheel
	011096	1	.. Washer 12 mm
	011077	1	.. Nut, hex, M12 Nyloc
11	100520	1	.. Boss cover, Steering Wheel (with Scarab Logo)
12	033059	1	. Steering Column - Lower
	000096	2	.. Cap screw, Skt hd M8 x 40 mm
	011073	2	. Nut, hex, M8, Nyloc

} To secure splined end-clamps

For further details on the Scarab Minor steering system please refer to Page C17

When ordering replacement parts, always give the machine's Serial Number and specify Part Number, Quantity & Description



STEERING COLUMN ASSEMBLY

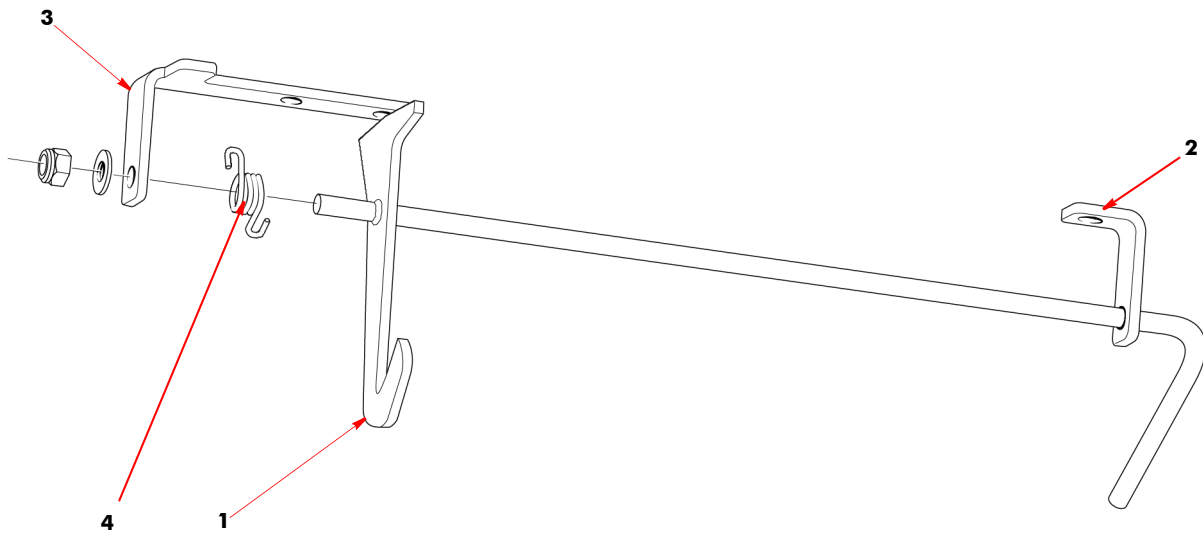
When ordering replacement parts, always give the machine's Serial Number and specify Part Number, Quantity & Description




<i>item</i>	<i>Part Number</i>	<i>Quantity</i>	<i>Description</i>
CAB SAFETY LATCH ASSEMBLY			
1	033431	1	. Cab Latch
	011073	1	.. Nut M8
	011092	1	.. Washer 8 mm
2	033432	2	.. Cab Latch Bracket
	011067	1	... Bolt, hex hd, M6 x 20 mm Long
	011071	1	... Nut M6
	011090	1	... Washer 6 mm
3	033007	1	. Cab Latch Bracket
	011010	2	... Bolt, Hex hd, M8 x 20 Long
	011073	2	... Nut M8
	011092	2	... Washer M8
4	033410	1	.. Cab Latch Spring
NI	000040	1	... Bolt, Hex hd, M10 x 55 mm Long (Latch Point)
	011074	1	... Nut, hex M10
	011075	1	... Nut, hex M10

<i>item</i>	<i>Part Number</i>	<i>Quantity</i>	<i>Description</i>
018227 CAB LOCKING ASSEMBLY			
1	013866	1	. Base, Cab Lock
	011010	2	.. Bolt, Hex hd, M8 x 20 mm Long
	011073	2	.. Nut M8
	011092	2	.. Washer M6
	000018	1	.. Bolt, Hex hd, M6 x 55 mm Long
	011071	1	.. Nut M6
	011090	2	.. Washer M6
2	013869	1	. Link Arm
	000018	1	.. Bolt, Hex hd, M6 x 55 mm Long
	011071	1	.. Nut M6
	011090	2	.. Washer M6
3	013867	1	. Handle, Cab Lock
	011010	2	.. Bolt, Hex hd, M8 x 20 mm Long
	011073	2	.. Nut, hex, M8
	011092	4	.. Washer 8 mm
4	013865	1	.. Cab Lock Knob
5	013868	1	.. Cab Lock Hook
	011087	1	... Bolt, Hex hd, M6 x 25 mm Long
	011071	1	... Nut, hex, M6
	011090	2	... Washer 6 mm
NI	021904	1	. EYE BOLTPage C1
NI	011029	1	.. Bolt, Skt Cap M8 x 35 mm
NI	014834	1	.. Cab Locking Strap

When ordering replacement parts, always give the machine's Serial Number and specify Part Number, Quantity & Description



CAB SAFETY LATCH ASSEMBLY



CAB LOCKING ASSEMBLY

When ordering replacement parts, always give the machine's Serial Number and specify Part Number, Quantity & Description




<i>Item</i>	<i>Part Number</i>	<i>Quantity</i>	<i>Description</i>
CAB HEATER & OPTIONAL AIR-CONDITIONING ARRANGEMENT			
1	026161	1	. Heater Assembly, Standard
1	031776 *	1	. Heater Assembly, Air-Conditioning Modification
NI	027708	1	. Blower Assembly
NI	027709	1	. Matrix
			} Blower Assy and Matrix are located inside case
2	031844	1	. Valve, Heater Control
3	030550	1	. . Spring Clip (for Valve/Heater Cable)
4	027710	1	. Cable
NI	TBA	1 metre	. Vent Pipe 2.5" Dia (Cab)
NI	031867	1	. Blanking Plate Heater
NI	026261	1	. Kit, Cab Heater

*** The Air-conditioner Installation**

This is a modification of the standard cab heater assembly. To ensure that the correct parts are supplied, please consult our parts department, stating your vehicle's serial number, before ordering replacement parts

For details of the CANbus wiring loom for the Air-conditioning System, please refer to **Page L17**
 For details of the Air-Conditioning Compressor installation, please refer to **Page L17**

When ordering replacement parts, always give the machine's Serial Number and specify Part Number, Quantity & Description



CAB HEATER ASSEMBLY

When ordering replacement parts, always give the machine's Serial Number and specify Part Number, Quantity & Description



THIS PAGE INTENTIONALLY LEFT BLANK

When ordering replacement parts, always give the machine's Serial Number and specify Part Number, Quantity & Description

ILLUSTRATED PARTS CATALOGUE

SCARAB VM MINOR - CANbus

SECTION E1 REVISED CAB ASSEMBLY

Table of Contents

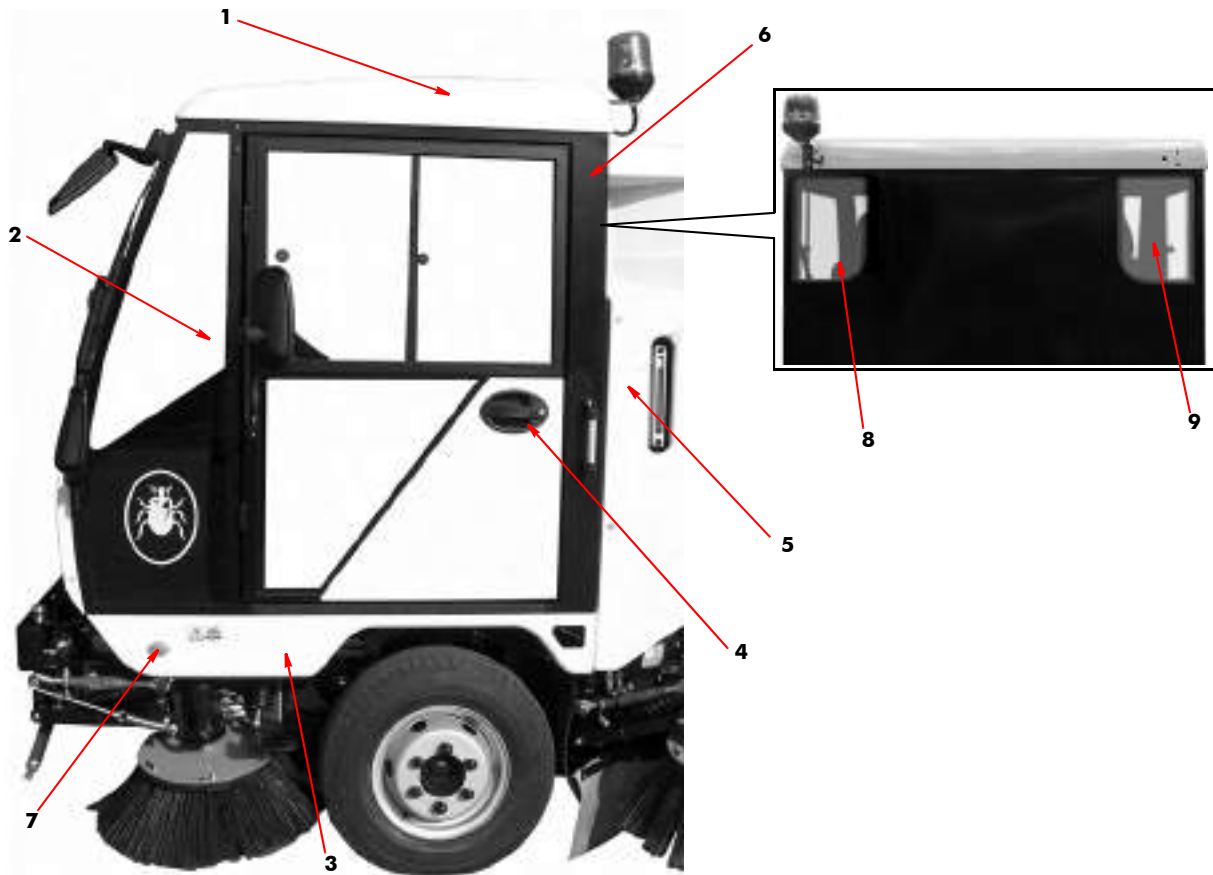
Assembly/description	Page
CAB ASSEMBLY	
Cab Assembly	1
Door Assembly	1
Cab Interior	3
Cab Exterior	5

For all other cab parts refer to the main part of Section E


<i>item</i>	<i>Part Number</i>	<i>Quantity</i>	<i>Description</i>
FLCAB ASSEMBLY			
1	035173	1	Roof, GRP
NI	035182	1	Roof, Insulation Panel
2	035185	1	Glass $\frac{1}{4}$ Light, Front, LH
	035186	1	Glass $\frac{1}{2}$ Light, Front, RH
3	034843	1	Lower Skirt, LH
	034844	1	Lower Skirt, RH
4	035456	2	Exterior Pull Handle, C/W Gasket
NI	035455	2	Exterior Pull Handle Gasket
5	034590	1	Cab Extention, LH
	034756	1	Cab Extention, RH
6	035004	1	Cab Frame
7	034849	2	Side Repeater
8	035187	1	Glass, quarter-light, rear, LH
9	035188	1	Glass, quarter-light, rear, RH

<i>item</i>	<i>Part Number</i>	<i>Quantity</i>	<i>Description</i>
DOOR ASSEMBLY, FL CAB			
1	035197	1	Sliding Window Assembly, LH
	035193	1	Sliding Window Assembly, RH
2	035452	1	Anti-Burst Latch, LH
	035457	1	Anti-Burst Latch, RH
3	035197	1	Door Cover/Arm Rest, LH
	035198	1	Door Cover/Arm Rest, RH
4	034845	1	Glass, LH, Door
	034846	1	Glass, RH, Door
5	035451	2	Squeeze Lever
NI	035453	2	Squeeze Lever Cable
NI	035170	2	Door Linkage
	034845	1	Complete Door Assembly. LH
	034846	1	Complete Door Assembly. RH

When ordering replacement parts, always give the machine's Serial Number and specify Part Number, Quantity & Description



FL CAB ASSEMBLY







DOOR ASSEMBLY, FL CAB

When ordering replacement parts, always give the machine's Serial Number and specify Part Number, Quantity & Description

<i>item</i>	<i>Part Number</i>	<i>Quantity</i>	<i>Description</i>
			CAB INTERIOR
1	035195	1	Rear Panel Trim
NI	035181	1	Rear Panel Insulation
2	035196	2	Trim Panel, Roof
3	034795	1	Cover, Lower, Heater/Electrics, LHD
NI	034796	1	Cover, Lower. Heater/Electrics, RHD
4	035202	1	Motor, Wiper
NI	035201	1	. Wiper Arm Linkage Assembly, LHD
NI	035207	1	. Wiper Arm Linkage Assembly, RHD
5	034808	1	Centre Console
6	034792	1	Fuse Box door
NI	034790	1	Fuse Box. LH
NI	034791	1	Fuse Box. LH
7	036063	2	Guide, seat belt

When ordering replacement parts, always give the machine's Serial Number and specify Part Number, Quantity & Description



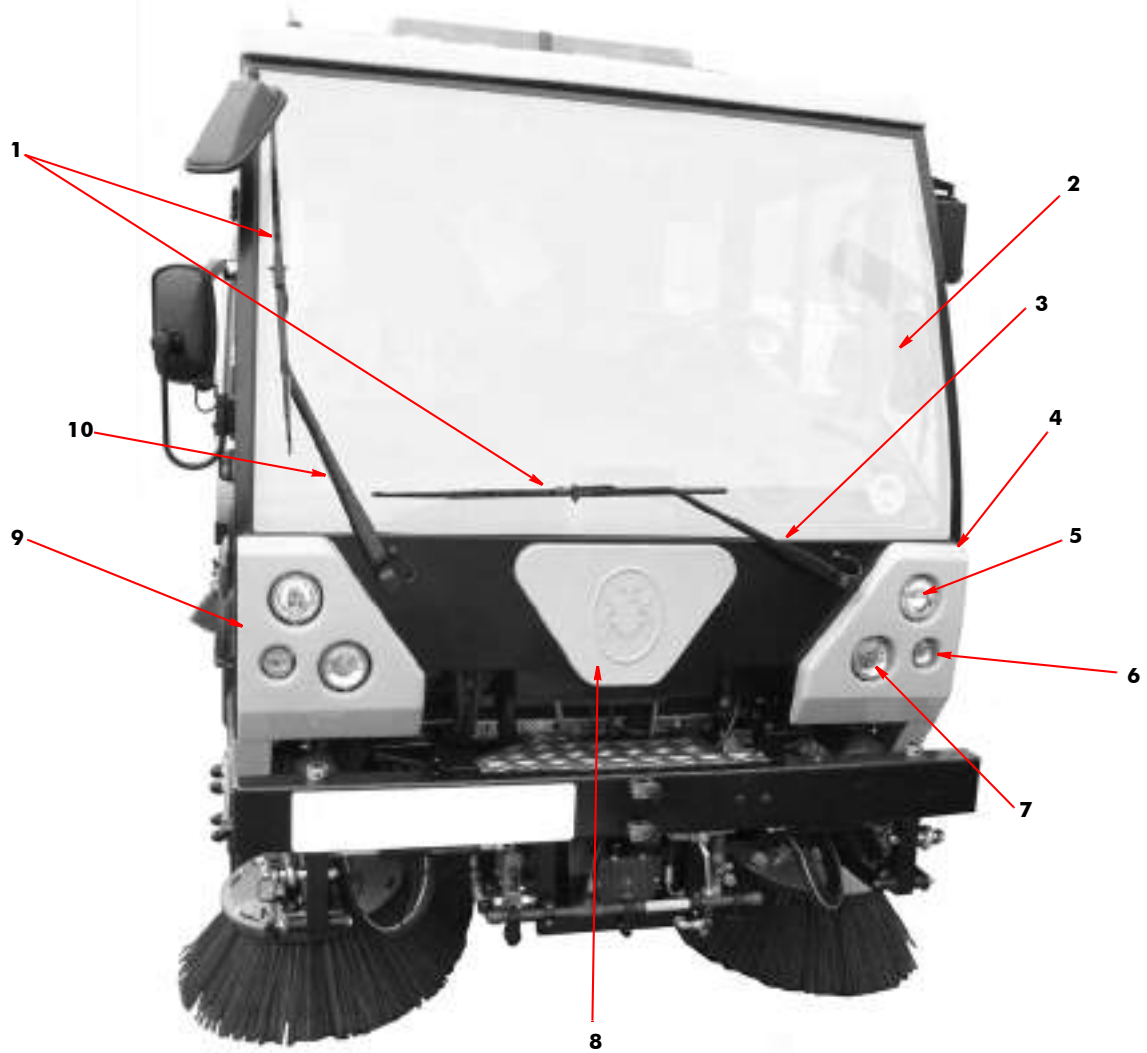
E1

FL CAB INTERIOR

When ordering replacement parts, always give the machine's Serial Number and specify Part Number, Quantity & Description

<i>item</i>	<i>Part Number</i>	<i>Quantity</i>	<i>Description</i>
CAB EXTERIOR			
1	035205	2	Wiper Blade
2	034842	1	Windscreen
3	035203	1	Wiper Arm, Drivers Side, LH Drive
	035208	1	Wiper Arm, Drivers Side, RH Drive
4	035028	1	Headlight Cover, GRP, LH
5	034847	2	Main Beam & Side Light
6	034850	2	Front Indicator
7	034848	2	Headlight, Dip Beam
8	034786	1	Grill
9	035029	1	Headlight Cover, GRP, RH
10	035204	1	Wiper Arm, Passenger Side, LH Drive
	035029	1	Wiper Arm, Passenger Side, RH Drive
NI	035206	1	Screen Wash Kit(Excluding Bottle)
11	036229	1	Grab handle, cab tilt (All Minors except Hydraulic Cab-tilt models)
	011010	2	. Setscrew, hex hd, M8 x 20 mm long
	000089	2	. Nut, hex, domed, M8
NI	036190	2	Gas Strut

When ordering replacement parts, always give the machine's Serial Number and specify Part Number, Quantity & Description



E1



CAB EXTERIOR

When ordering replacement parts, always give the machine's Serial Number and specify Part Number, Quantity & Description

THIS PAGE INTENTIONALLY LEFT BLANK

When ordering replacement parts, always give the machine's Serial Number and specify Part Number, Quantity & Description

ILLUSTRATED PARTS CATALOGUE

SCARAB VM MINOR - CANbus

SECTION F SWEEPING & SUCTION EQUIPMENT

Table of Contents

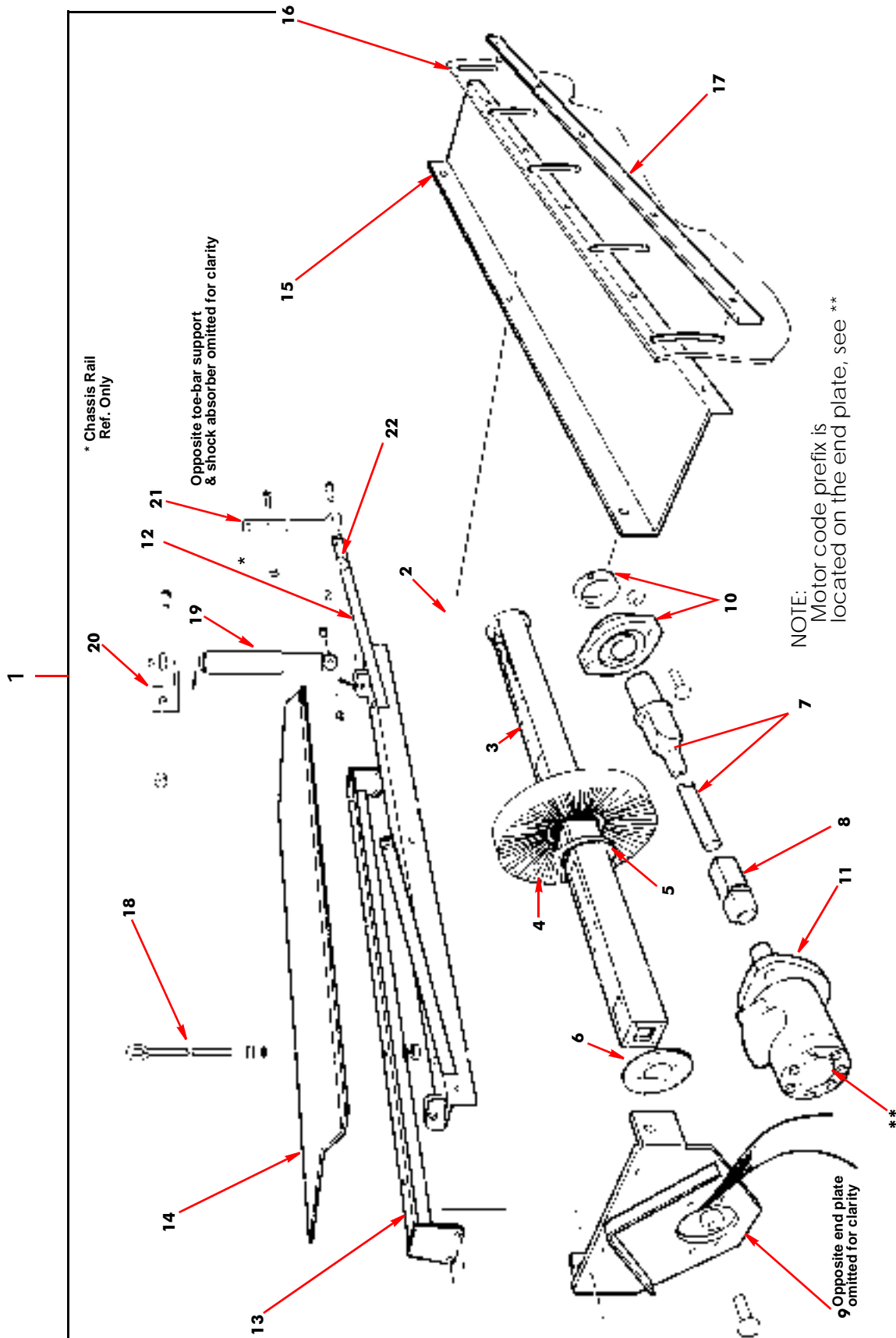
Assembly/Description	Page
SWEEPING EQUIPMENT	
Widesweep Brush Arrangement - Single Sweep Machines	1
Widesweep Brush Arrangement - Dual Sweep Machines	3
Widesweep-Brush Lifting Arrangement	5
Front Brush Assemblies	7-9
Side Brush Assembly	11-13
SUCTION NOZZLE	
Suction Nozzle Arrangement	15
Suction Nozzle Lifting Arrangement	17
Wander Hose Arrangement	17



Item	Part Number	Quantity	Description
WIDESWEEP ARRANGEMENT - SINGLE SWEEP MACHINES			
1		1	. Widesweep Brush Assembly
2	023075	1	. Brush Core Assembly, Widesweep (Comprises Items 3 Through 6)
3	013647	1	.. Core, widesweep brush
4	023471	28	... Brush Disc Refill, Polypropylene
5	023472	27	... Spacer Ring, Brush Disc
6	013649	1	... End Cap, Brush Core
	011417	4 Cap Screw, csk hd, 3/8" UNC x 1"
7	013652	1	.. Tube, Brush Drive
8	013648	1	... Shaft, Drive
	011112	2 Setscrew, skt hd, M6 x 12 mm Long
9	010682	2	.. End Plate, Widesweep
10	010612	1	... Bearing (c/w Collar)
	011053	2 Bolt, Hex hd, M12 x 35 mm Long
	011077	2 Nut, Hex, M12, Nyloc
NI	005052	1 Nipple, Grease
11	010749	1	... Motor, Hydraulic, OMP200
	011053	2 Bolt, Hex hd, M12 x 35 mm Long
	011077	2 Nut, Hex, M12, Nyloc
NI	023069	1 Seal Kit, Danfoss Motor
NI	011154	2 Seal, Dowty, 1/2" BSP
NI	011167	2 Adaptor, Straight, 1/2" BSP x 3/8" BSP
NI	011221	2 Elbow, Sweep, 3/8" BSP M/F
12	See Desc.	1	.. Tow Bar, Widesweep (RH = 023251, LH = 023252)
	011031	2	... Setscrew, Hex hd, M10 x 25 mm Long
	011075	2	... Nut, Hex, M10, Nyloc
NI	023252	1	.. Towbar, Widesweep, LHD (RHD = 023251)
13	030680	1	.. Brush Bar
	011031	2	... Setscrew, Hex hd, M10 x 25 mm Long
	011075	2	... Nut, Hex, M10, Nyloc
14	023253	1	... Cover, Widesweep
	011030	6 Bolt, Hex hd, M10 x 20 mm Long
	011075	6 Nut, Hex, M10, Nyloc
15	022362	1	... Hanger, Widesweep Skirt
	011030	3 Bolt, Hex hd, M10 x 20 mm Long
	011075	3 Nut, Hex, M10, Nyloc
16	031249	1 Skirt, Widesweep, Dual Sweep
17	022363	1 Clamp, Widesweep Skirt, Minor
	011030	5 Bolt, Hex hd, M10 x 20 mm Long
	011075	5 Nut, Hex, M10, Nyloc
	010248	1	... Tensioner
NI	010525	1 Chain, Welded, 3 links
NI	010606	2 Carabiner
19	012524	2	.. Shock Absorber
	011035	1	... Bolt, Hex hd, M10 x 50 mm Long
	011075	1	... Nut, Hex, M10, Nyloc
20	012548	1	... Bracket, Mounting, Shock Absorber
	011031	1 Setscrew, Hex hd, M10 x 25 mm Long
	011075	1 Nut, Hex, M10, Nyloc
21	See Desc.	2	.. Support, Towbar, (LH = 023346, RH = 023347)
	011031	2	... Bolt, Hex hd, M10 x 25 mm Long *
	011075	2	... Nut, Hex, M10, Nyloc
22	010689	1	... Bush
	011052	1 Bolt, Hex hd, M12 x 25 mm Long
	011077	1 Nut, Hex, M12, Nyloc

* Top Bolt is replaced by 011038 + an extra M10 nut (011074) on cab safety-latch side of machine.

When ordering replacement parts, always give the machine's Serial Number and specify Part Number, Quantity & Description



WIDESWEEP ARRANGEMENT - SINGLE SWEEP

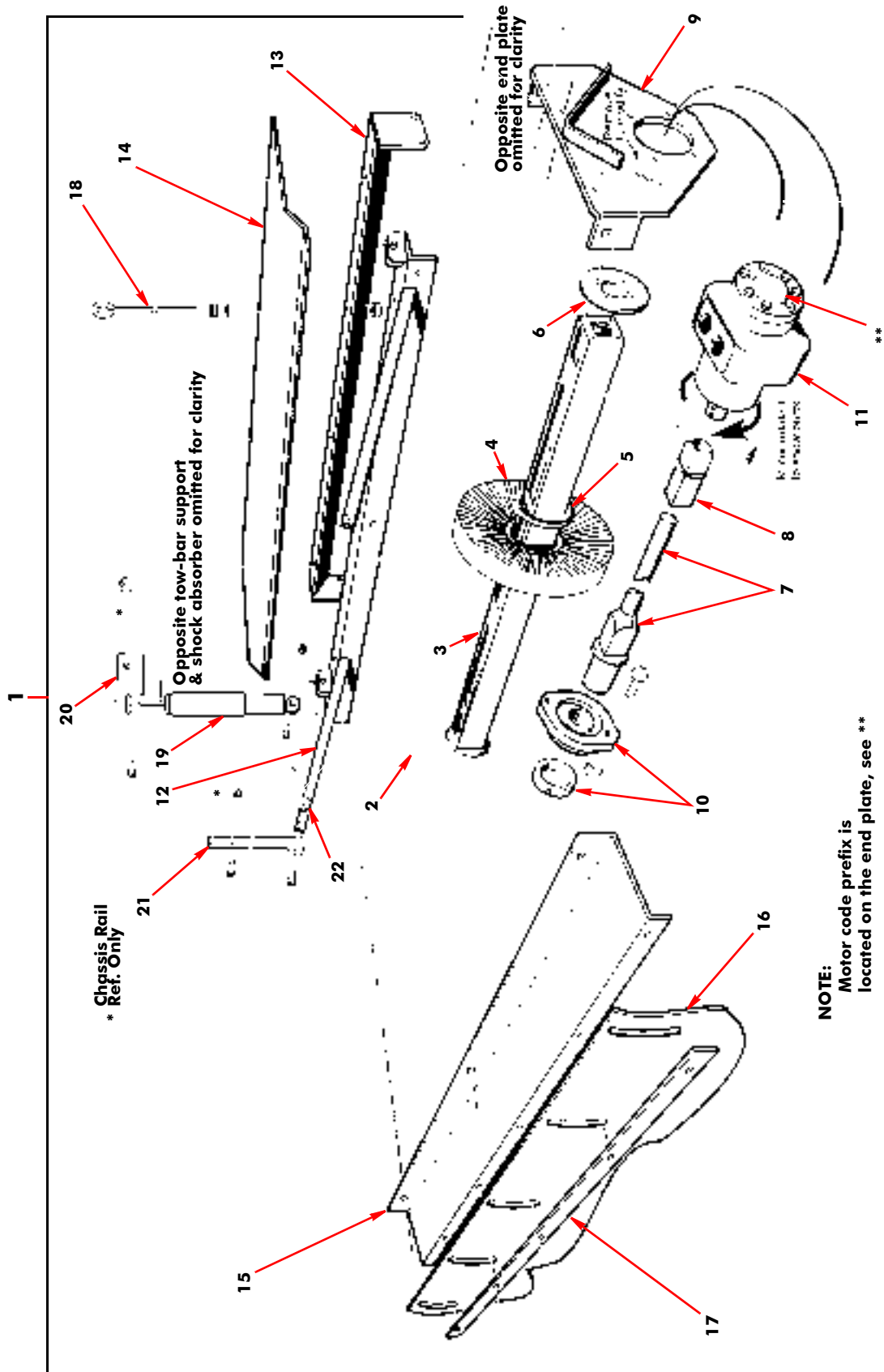
When ordering replacement parts, always give the machine's Serial Number and specify Part Number, Quantity & Description





Item	Part Number	Quantity	Description
WIDESWEEP ARRANGEMENT - DUAL SWEEP MACHINES			
1	023530	1	. Widesweep Brush Assembly - Dual Sweep
2	024382	1	.. Brush Core Assembly (Comprises Items 3 Through 6)
3	023528	1	... Core, Widesweep Brush, Dual Sweep Minor
4	023471	25	... Brush Disc Refill, 12 1/2" Dia. Polypropylene
5	023472	24	... Spacer Ring, Brush Disc
6	013649	1	... End Cap, Brush Core
	011417	4	... Cap Screw, csk hd, 3/8" UNC x 1"
7	023526	1	.. Tube, Brush Drive
8	013648	1	... Shaft, Drive
	011112	2	... Setscrew, skt hd, M6 x 12 mm Long
9	010682	2	.. End Plate, Widesweep
10	010612	1	... Bearing (c/w Collar)
	011053	2	... Bolt, Hex hd, M12 x 35 mm Long
	011077	2	... Nut, Hex, M12, Nyloc
NI	010901	1	... Nipple, Grease
11	023503	1	... Motor, Hydraulic, Danfoss, OMP 200
	011053	2	... Bolt, Hex hd, M12 x 35 mm Long
NI	011154	2	... Seal, Dowty, 1/2" BSP
NI	011167	2	... Adaptor, Straight, 1/2" BSP x 3/8" BSP
NI	011221	2	... Elbow, Sweep, 3/8" BSP M/F
NI	023069	1	... Seal Kit, Danfoss Motor
12	023531	1	.. Tow Bar, Widesweep, Dual Sweep Minor
	011031	2	... Setscrew, Hex hd, M10 x 25 mm Long
	011075	2	... Nut, Hex, M10, Nyloc
13	023527	1	Brush Bar, Widesweep, Dual Sweep Minor RH
	011031	2	... Setscrew, Hex hd, M10 x 25 mm Long
	011075	2	... Nut, Hex, M10, Nyloc
14	023529	1	Cover, Widesweep, Dual Sweep Minor
	023533	1	Clamp, Widesweep Skirt
	011030	6	... Bolt, Hex hd, M10 x 20 mm Long
	011075	6	... Nut, Hex, M10, Nyloc
15	023534	1	Hanger, Widesweep Skirt, Dual Sweep Minor
	011030	3	... Bolt, Hex hd, M10 x 20 mm Long
	011075	3	... Nut, Hex, M10, Nyloc
16	022652	1	... Skirt, Widesweep, Minor (Single Sweep)
NI	031249	1	... Skirt, Widesweep, Minor (Dual Sweep)
17	023533	1	... Clamp, Widesweep Skirt, Minor
	011030	5	... Bolt, Hex hd, M10 x 20 mm Long
	011075	5	... Nut, Hex, M10, Nyloc
18	010248	1	... Tensioner
NI	010525	1	... Chain, Welded, 3 Links
NI	010606	2	... Carabiner
19	012524	2	.. Shock Absorber
	011035	1	... Bolt, Hex hd, M10 x 50 mm Long
	011075	1	... Nut, Hex, M10, Nyloc
20	012548	1	.. Bracket, Mounting, Shock Absorber
	011031	1	... Setscrew, Hex hd, M10 x 25 mm Long
	011075	1	... Nut, Hex, M10, Nyloc
21	023346	2	.. Support, Tow Bar LH {RH 023347}
	011031	2	... Bolt, Hex hd, M10 x 25 mm Long *
	011075	2	... Nut, Hex, M10, Nyloc
22	010689	1	... Bush
	011052	1	... Bolt, Hex hd, M12 x 25 mm Long
	011077	1	... Nut, Hex, M12, Nyloc
*	Top Bolt is replaced by 011038 + an extra M10 nut (011074) on cab safety-latch side of machine.		

When ordering replacement parts, always give the machine's Serial Number and specify Part Number, Quantity & Description



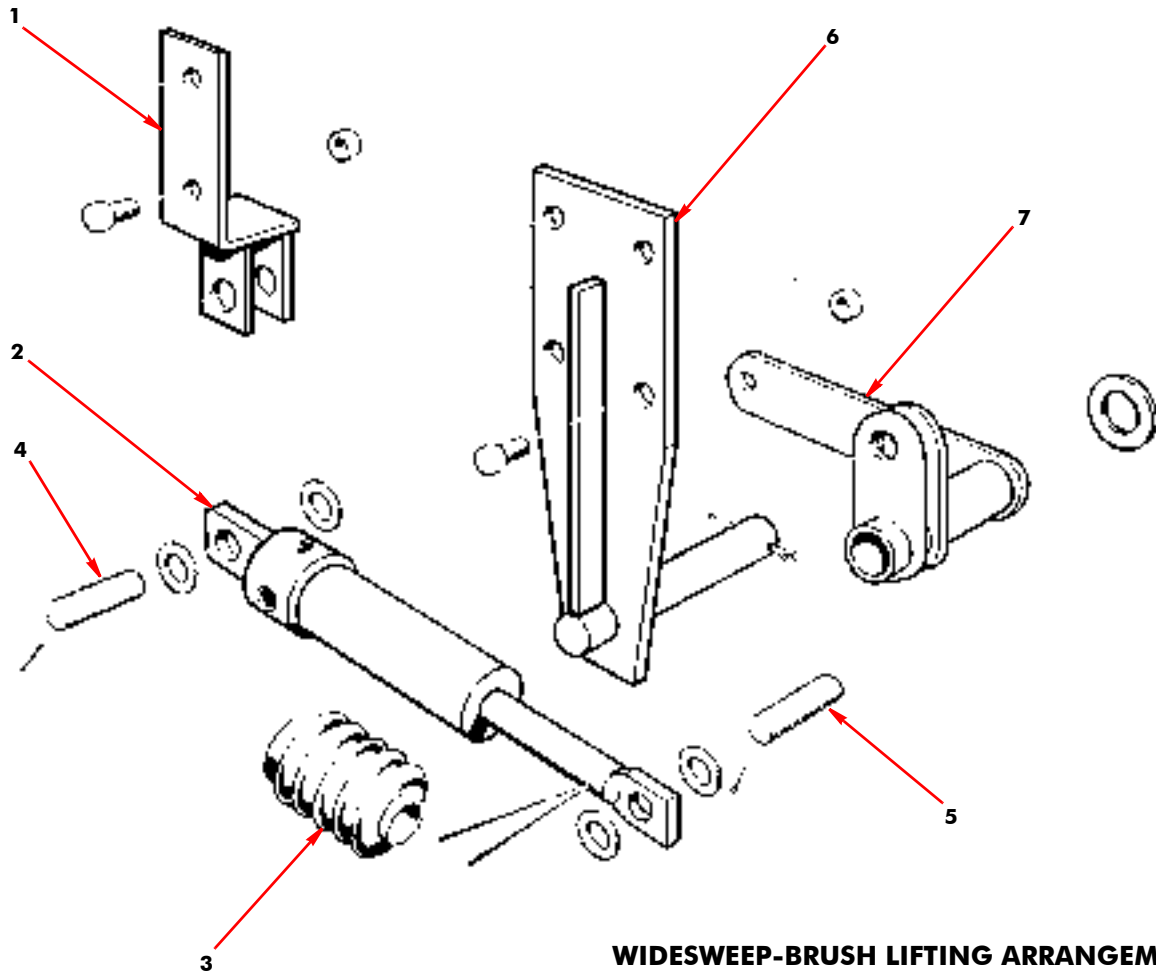
WIDESWEEP ARRANGEMENT - DUAL SWEEP M/cs

When ordering replacement parts, always give the machine's Serial Number and specify Part Number, Quantity & Description



<i>Item</i>	<i>Part Number</i>	<i>Quantity</i>	<i>Description</i>
WIDESWEEP-BRUSH LIFTING ARRANGEMENT			
1	013855	1	. Bracket, Hydraulic Ram, Widesweep Lifting
	011011	2	.. Bolt, Hex hd, M8 x 25 mm Long
	011073	2	.. Nut, Hex, M8, Nyloc
2	027115	1	. Ram, Hydraulic
NI	011629	1	.. Seal Kit, Ram
3	021510	1	.. Bellows
4	010067	1	.. Pin, Drilled, Ram Anchoring
	011102	2	... Washer, Plain, 20 mm
	011122	2	... Pin, Split, Cotter, $\frac{3}{16}$ " x $1\frac{1}{2}$ "
5	010067	1	.. Pin, Drilled, Ram/Brush Link Connecting
	011102	2	... Washer, Plain, 20 mm
	011122	2	... Pin, Split, Cotter, $\frac{3}{16}$ " x $1\frac{1}{2}$ "
6	013853	1	. Bracket, Widesweep Lift
	011011	4	.. Bolt, Hex hd, M8 x 25 mm Long
	011073	4	.. Nut, Hex, M8, Nyloc
7	014231	1	.. Link, Brush Lift, RH
8	013854	1	.. Link, Brush Lift, LH
	011102	2	... Washer, Plain, 20 mm
	011122	1	... Pin, Split, Cotter, $\frac{3}{16}$ " x $1\frac{1}{2}$ "

When ordering replacement parts, always give the machine's Serial Number and specify Part Number, Quantity & Description



WIDESWEEP-BRUSH LIFTING ARRANGEMENT
RH SWEEP ASSEMBLY ILLUSTRATED, LH ASSEMBLY SIMILAR



When ordering replacement parts, always give the machine's Serial Number and specify Part Number, Quantity & Description



Item	Part Number	Quantity	Description
FRONT BRUSH ARRANGEMENT			
1	018201	1	. Front Brush Assembly (Near-Side) LEFT HAND DRIVE VEHICLE
1	018202	1	. Front Brush Assembly (Off-Side) LEFT HAND DRIVE VEHICLE
1	023276	1	. Front Brush Assembly (Near-Side) RIGHT HAND DRIVE VEHICLE
1	023277	1	. Front Brush Assembly (Off-Side) RIGHT HAND DRIVE VEHICLE

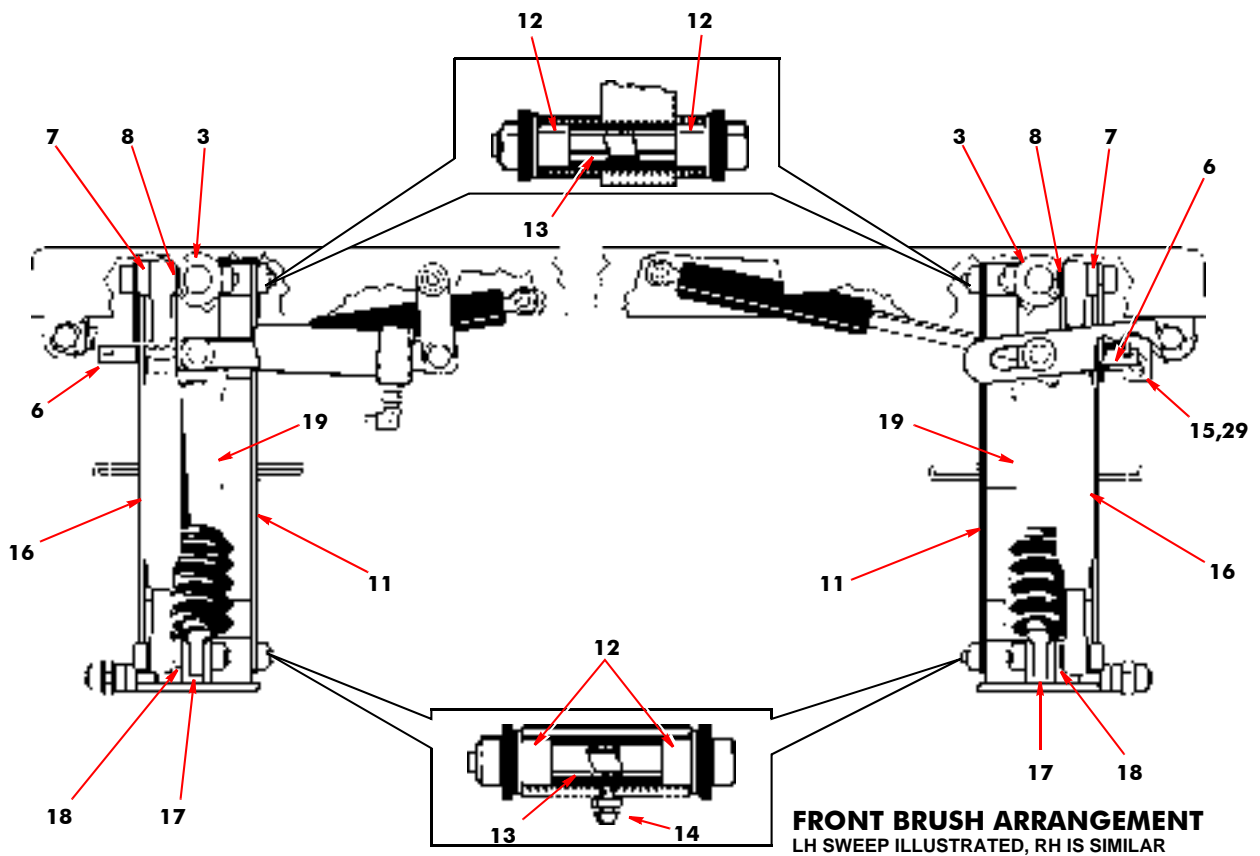
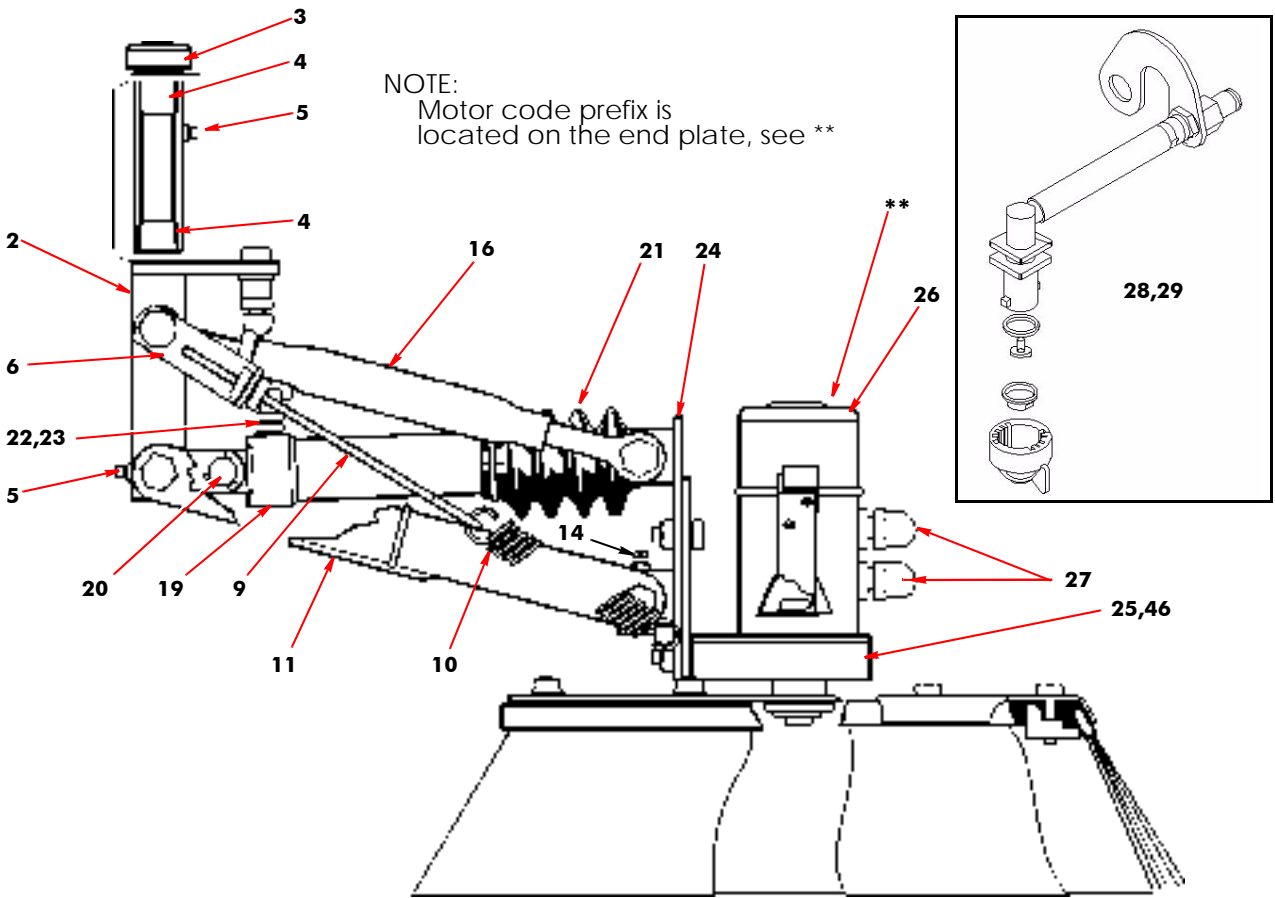
NOTES:

1. Near-side refers to the side of the vehicle nearest to the kerb. Off-side refers to the side of the vehicle furthest from the kerb. In most cases the two front brush assemblies are arranged in this configuration regardless of driving position.
2. Components are the same for both assemblies unless stated otherwise.

2	013492	2	. . Pivot, Brush
3	010768	2	. . . Collar, Shaft, Ø 1"
4	013662	4	. . . Bush, Brush Pivots
5	010903	4	. . . Nipple, Grease, 1/8" BSP, Straight
6	013332	2	. . . Anchor, Spring
	011423	2 Bolt, Hex hd, M16 x 110 mm Long *
	011060	2 Nut, Hex, M16, Nyloc *
7	014129	2 Spacer, Spring Anchor *
8	020564	2 Spacer, 25 mm O/D x 16.5 mm I/D x 14 mm Long *
9	010248	2 Tensioner (Complete with Lock Nuts)
10	010521	2 Spring, 6" Long
	011076	4 Nut, Hex, M12
	011096	4 Washer, Plain, 12 mm
	011077	2 Nut, Hex, M12, Nyloc
11	013494	2	. . . Link, Brush
	011259	4 Bolt, Hex hd, M12 x 130 mm Long
	011077	4 Nut, Hex, M12, Nyloc
12	013488	8 Bush
13	034819	4 Sleeve
14	010901	2 Nipple, Grease, 135°, 1/8" BSP fitted to swivel-plate end only)
15	014024	2 Bracket, Spray Nozzle (Off-side brush assemblies only)
	011030	2 Screw, Hex hd, M10 x 20 mm Long
	011075	2 Nut, Hex, M10, Nyloc
16	013487	2	. . . Link, Top (for pivot-end attaching parts see *)
	011133	2 Bolt, Hex hd, M16 x 100 mm Long **
	011060	2 Nut, Hex, M16, Nyloc **
17	013493	2 Spacer, Ram Sleeve **
18	020565	2 Spacer, 25 mm O/D x 16.5 mm I/D x 22 mm Long **
19	027116	2	. . Ram, Hydraulic, Complete Assembly
20	010067	2 Pin, Drilled, Ø 20, mm x 50 mm Long
	011122	4 Pin, Split, 3/16" x 1 1/2" Long
21	021510	2 Bellows
22	027188	2 Restrictor 1/4" BSP, M/M
NI	011150	2 Seal, Dowty, 1/4" BSP
23	011171	2 Elbow, Swivel, 1/4" BSP
24	013489	2	. . Plate, Swivel
25	021214	2	. . Bracket, Motor (Near-side brush assemblies only)
	011075	4 Nut, Hex, M10, Nyloc
	011094	4 Washer, Plain, 10 mm
26	010006	2	. . Motor, Hydraulic, Danfoss OMP 315
	011069	4	. . . Bolt, Hex hd, M12 x 40 mm Long
	011077	2	. . . Nut, Hex, M12, Nyloc
NI	023069	2	. . . Seal Kit, Danfoss Motor (Code 151-33 prefix motors only)
27	021395	4	. . . Elbow, Positionable, 1/2" BSP x 3/8" BSP, M/M (comp/w seal)

Continued...

When ordering replacement parts, always give the machine's Serial Number and specify Part Number, Quantity & Description



When ordering replacement parts, always give the machine's Serial Number and specify Part Number, Quantity & Description

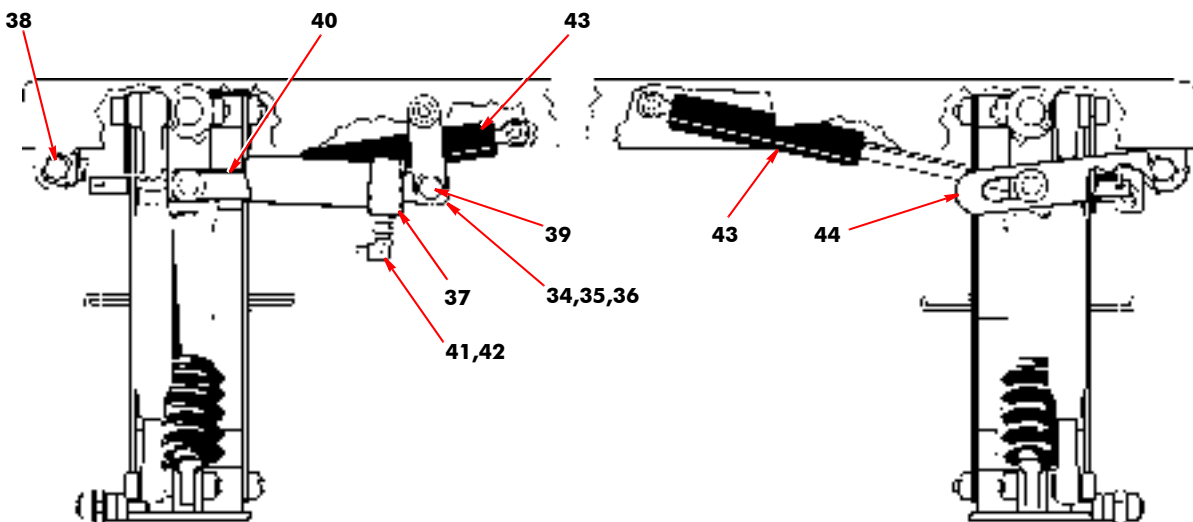
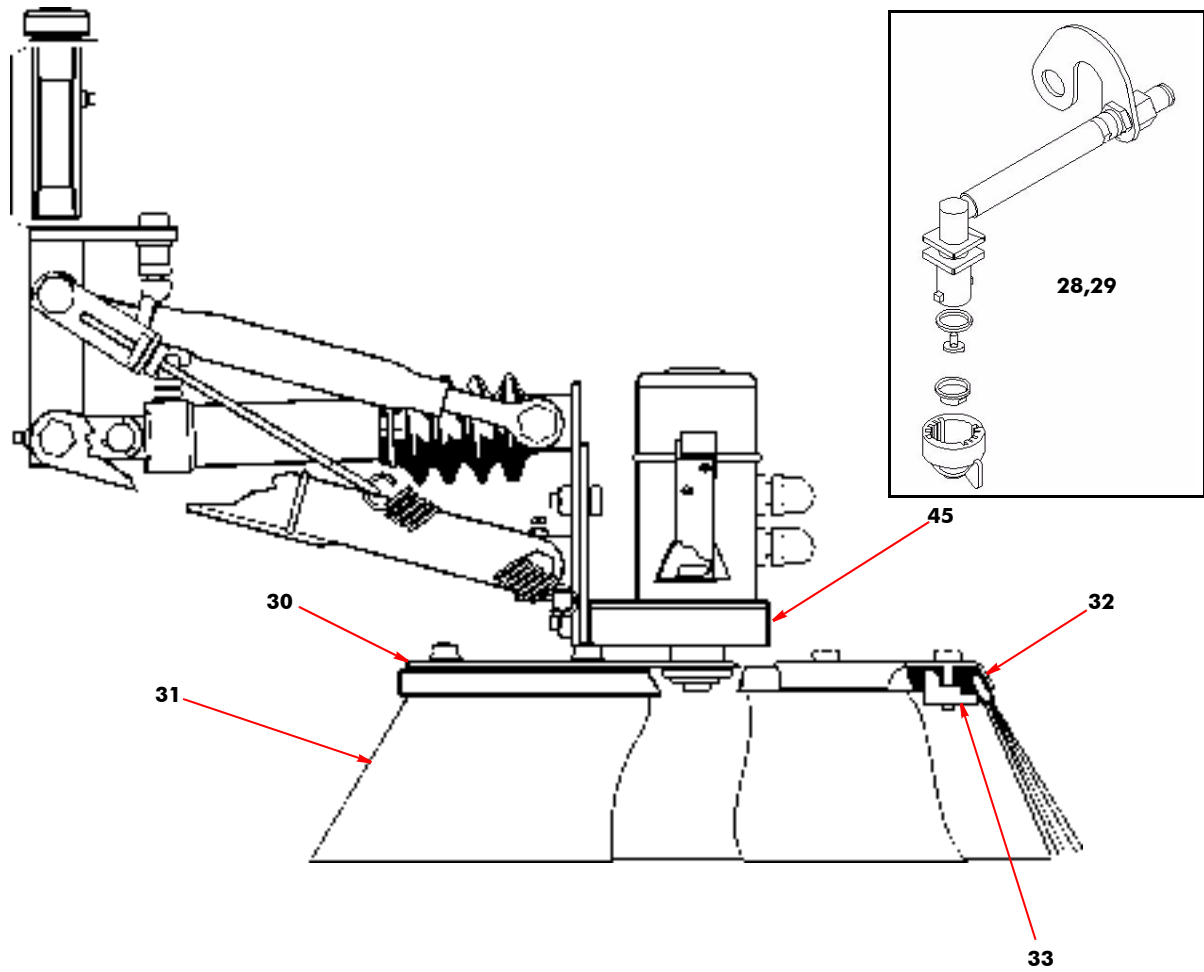


<i>Item</i>	<i>Part Number</i>	<i>Quantity</i>	<i>Description</i>
FRONT BRUSH ARRANGEMENT			
NI	011172	4	. . . Elbow, Swivel, $\frac{3}{8}$ " BSP, F/M
28	030664	2	. . . SPRAY JET ASSEMBLY (LOW PRESSURE) LH..... Page H9
29	030665	2	. . . SPRAY JET ASSEMBLY (LOW PRESSURE) RH Page H9
30	024139	2	. . . Disc, Brush, Slotted
	011011	2 Bolt, Hex hd, M8 x 25 mm Long
NI	011515	2 Key, Danfoss
	010004	2 Washer, Special, \varnothing 45 mm x \varnothing 9 mm x 4 mm
	010005	2 Washer, Tab
31	023469	2 Brush, Polypropylene, \varnothing 400 mm (Comp./w Mounting Bolts)
	000185	12 Nut, Flange, Hex, M8
33	011697	12 Clamp, Brush (not fitted to current M/cs)
	011032	12 Bolt, Hex hd, M10 x 30 mm Long
	011094	12 Washer, Plain, 10 mm
34	013496	2	. . Lever, Pivot (Near-Side Brush Assemblies Only)
35	013488	4	. . . Bush (Near-Side Brush Assemblies Only)
36	013499	2	. . . Post (Near-Side Brush Assemblies Only)
	011262	2 Bolt, Hex hd, M8 x 140
37	036009	2	. . Ram, hydraulic, Complete Assembly
38	010067	2 Pin, Drilled, 20 mm Dia x 50 mm Long
	011122	4 Pin, Split, $\frac{3}{16}$ " x $1\frac{1}{2}$ " Long
39	014038	2 Pin, Drilled, 20 mm Dia x 70 mm Long
	011122	4 Pin, Split, $\frac{3}{16}$ " x $1\frac{1}{2}$ " Long
NI	021510	2 Bellows
NI	011629	2 Seal kit, Ram
40	013497	2 Link (Near-Side Brush Assemblies Only)
	011030	2 Bolt, hex hd, M10 x 20 mm long
	011094	2 Washer, Plain, 10 mm
41	011158	2 Adaptor, Straight, $\frac{1}{4}$ " BSP, M/M (Near-Side Brush Assy's Only)
41	027188	2 Restrictor $\frac{1}{4}$ " BSP, M/M, (FL Cabs)
NI	011150	2 Seal, Dowty, $\frac{1}{4}$ " BSP (Near-Side Brush Assemblies Only)
42	011171	2 Elbow, Swivel, $\frac{1}{4}$ " BSP (Near-Side Brush Assemblies Only)
43	013486	2 Strut, Stabilising, Gas Operated (Spare Ball Joint = 022484)
	011075	2 Nut, Hex, M10, Nyloc
44	014904	2	. . Link, Siding, Front Brush Swing-Out (Off-Side Brush Assy's Only)
	011030	2	. . . Bolt, Hex hd, M10 x 20 mm Long
	010313	2	. . . Washer, Thick, 40 mm O/D x 11 mm I/D x 5 mm
	011095	2	. . . Washer, Spring, 10 mm
45	010007	2	. . Bracket, Motor (Off-Side Brush Assemblies Only)
NI	033433	2	. Valve, Ball

} Rod End
 } Cylinder End + Link

} also secures rod end
 } of gas strut

When ordering replacement parts, always give the machine's Serial Number and specify Part Number, Quantity & Description



FRONT BRUSH ARRANGEMENT
LH SWEEP ILLUSTRATED, RH IS SIMILAR

When ordering replacement parts, always give the machine's Serial Number and specify Part Number, Quantity & Description



Item	Part Number	Quantity	Description
SIDE BRUSH ARRANGEMENT			
1	018211	1	. Side brush assembly (Left Hand)
1	018169	1	. Side brush assembly (Right Hand)
2	013485	1	.. Bracket, side-brush mounting, Left Hand
2	014229	1	.. Bracket, side-brush mounting, Right Hand
	011031	4	... Bolt, hex hd, M10 x 25 mm long
	011095	4	... Washer, spring, 10 mm
3	010903	1	... Nipple, grease, 1/8" BSP, straight
4	010247	1	... Skirt, rubber
5	014151	1 Clamp, rubber skirt
	011011	3 Bolt, hex hd, M8 x 25 mm long
	011073	3 Nut, hex, M8, Nyloc
6	013484	1	.. Pivot, brush, left hand
6	014226	1	.. Pivot, brush, right hand
7	010768	1	... Collar, shaft, Ø 1"
8	013662	2	... Bush, brush pivots
9	010903	2	... Nipple, grease, 1/8" BSP, straight
10	013495	1	... Link, brush
	011259	2 Bolt, hex hd, M12 x 130 mm long
	011077	2 Nut, hex, M12, Nyloc
11	013488	4 Bush
12	034819	2 Sleeve
13	013487	1	... Link, top
	011133	2 Bolt, hex hd, M16 x 100 mm long (* x 1)
	011060	2 Nut, hex, M16, Nyloc (* x 1)
14	020565	1 Spacer, 25 mm O/D x 16.5 mm I/D x 22 mm long (swivel end)*
15	020564	1 Spacer, 25 mm O/D x 16.5 mm I/D x 14 mm long (pivot end)
16	013493	1 Spacer, ram sleeve*
17	027114	1	.. Ram, hydraulic
18	010067	1 Pin, drilled, Ø 20 mm x 50 mm long
	011122	2 Pin, split, 3/16" x 1 1/2" long
19	021510	1 Bellows
NI	011629	1 Seal kit, ram
20	011158	1 Adaptor, straight, 1/4" BSP, M/M
NI	011150	1 Seal, Dowty, 1/4" BSP
21	011171	1 Elbow, swivel, 1/4" BSP

} Now available as Pin & Bush Kit. To procure order Part No. 024610

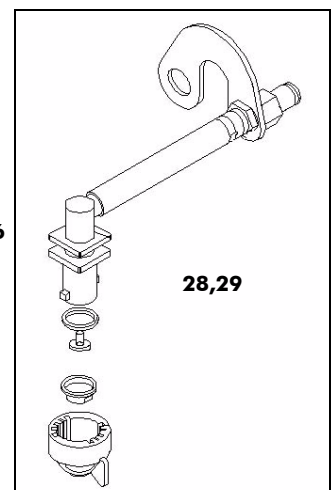
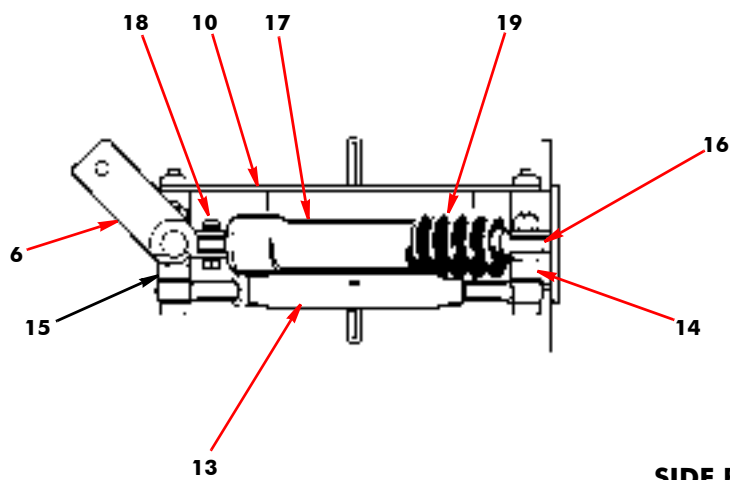
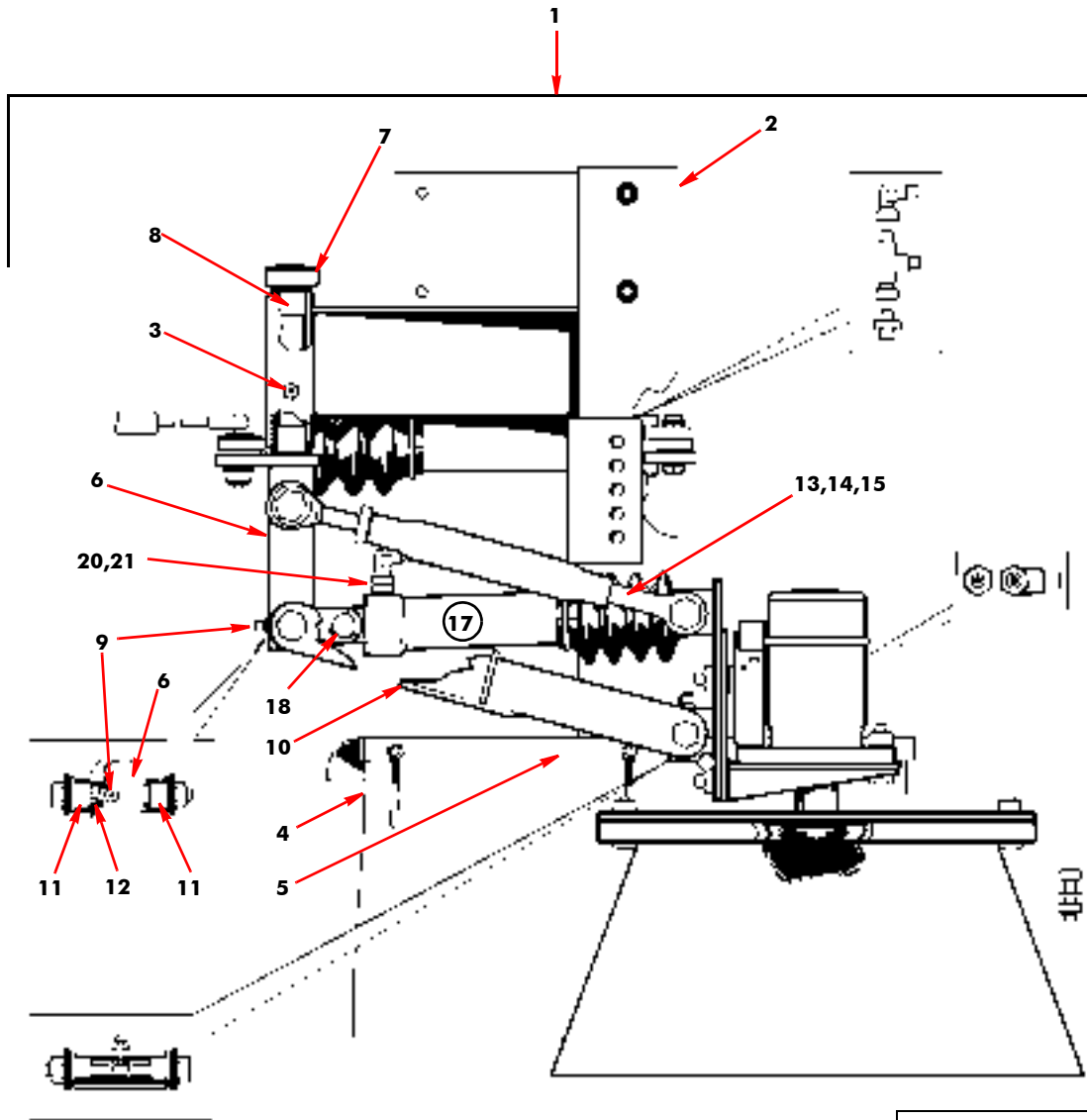
} pivot end of ram only

NOTE:

Components are the same for left-hand and right-hand assemblies unless stated otherwise.

Continued...

When ordering replacement parts, always give the machine's Serial Number and specify Part Number, Quantity & Description



SIDE BRUSH ARRANGEMENT
LEFT HAND ILLUSTRATED, RIGHT HAND REVERSE

When ordering replacement parts, always give the machine's Serial Number and specify Part Number, Quantity & Description



<i>Item</i>	<i>Part Number</i>	<i>Quantity</i>	<i>Description</i>
SIDE BRUSH ARRANGEMENT (Continued)			
22	013489	1	.. Plate, Swivel
23	010901	1	... Nipple, Grease, 135°, 1/8" BSP
24	010007	1	... Bracket, Motor (Near-Side Brush Assemblies Only)
	011075	2 Nut, Hex, M10, Nyloc
	011094	2 Washer, Plain, 10 mm
25	010006	1	.. Motor, Hydraulic, Danfoss OMP 315
	011069	2	... Bolt, Hex hd, M12 x 40 mm Long
	011077	1	... Nut, Hex, M12, Nyloc
NI	023069	1	... Seal Kit, Danfoss Motor
26	011167	2	... Adaptor, straight, 1/2" BSP x 3/8" BSP
NI	011154	1 Seal, Dowty, 1/2" BSP
27	011172	2	... Elbow, Swivel, 3/8" BSP, F/M
28	030664	1	. SPRAY JET ASSEMBLY LH Page H9
29	030665	1	. SPRAY JET ASSEMBLY RH Page H9
30	011688	1	... Hub, Side Brush
31	011011	1 Bolt, Hex hd, M8 x 25 mm Long
	010004	1 Washer, Special, Ø 45 mm x Ø 9 mm x 4 mm
	010005	1 Washer, Tab
			} use with Item 31 only
32	023470	1 Brush, Side, Steel
	011015	4 Bolt, Hex hd, M8 x 45 mm long
	011092	4 Washer, Plain, 8 mm
	011073	4 Nut, Hex, M8, Nyloc
	000185	4 Nut, Hex, Flange, M8 (Use Only with Item 30)
33	027118	1	.. Ram
34	010067	1	... Pin, Drilled (Locates Cylinder End of Ram to Item 2)
	011102	2 Washer, Plain, 20 mm
	011122	2 Pin, Split, 3/16" x 1 1/2" Long
	011102	3	... Washer, Plain, 20 mm
	011094	1	... Washer, Plain, 10 mm
			} position rod end of ram on Item 6
NI	011629	1	... Seal Kit, Ram
35	021510	1	... Bellows
36	011158	1	... Adaptor, Straight, 1/4" BSP, M/M
NI	011150	1 Seal, Dowty, 1/4" BSP
37	011206	1	... Tee Fitting, Nut-on-Run, 1/4" BSP
38	011171	1	... Elbow, Swivel, 1/4" BSP
39	013486	1	.. Strut, Stabilising, Gas Operated (rod end locates to Item 6 & 33)
40	022484	1	... Ball Joint for Item 39

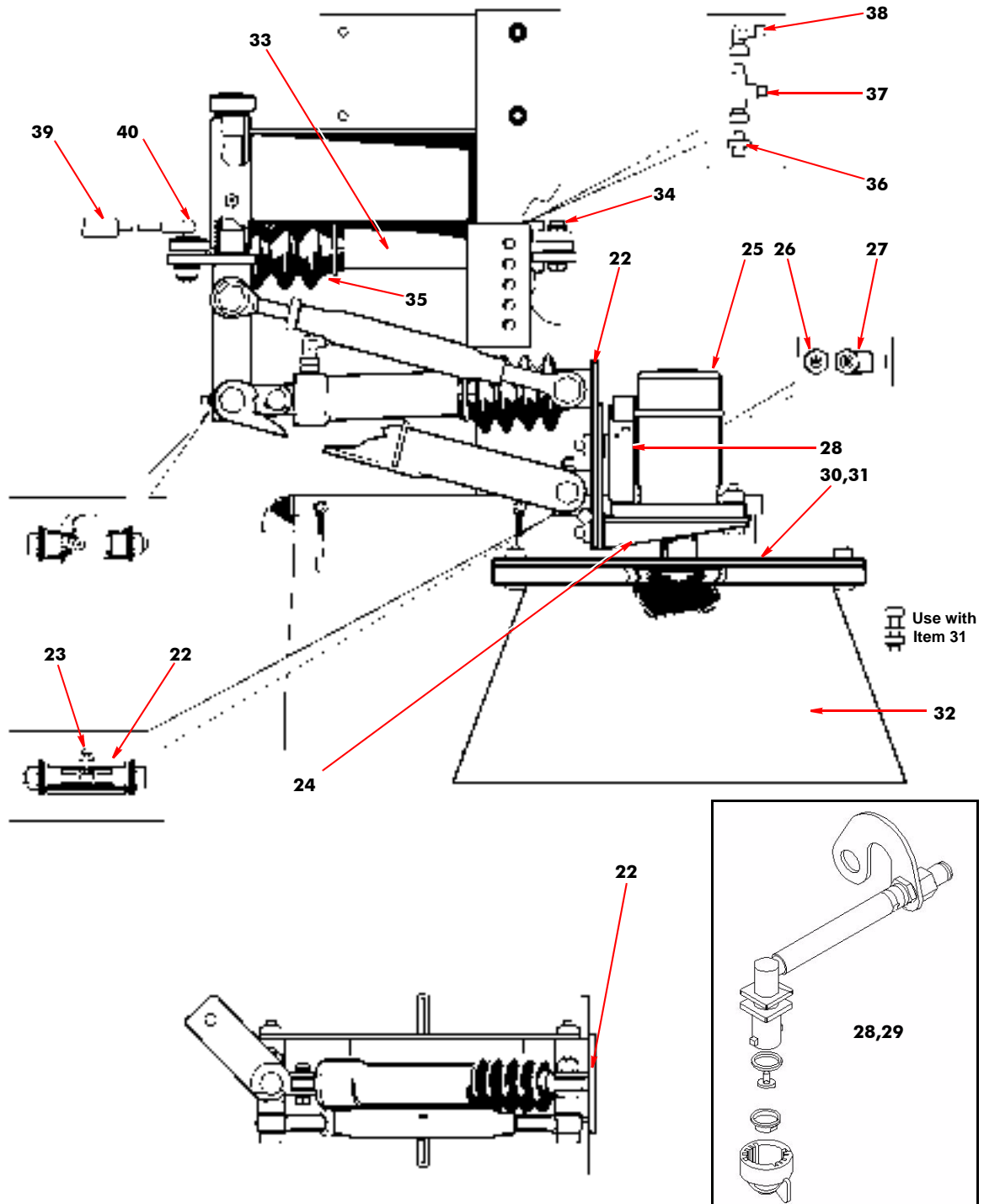
NOTE:

Components are the same for left-hand and right-hand assemblies unless stated otherwise.

When ordering replacement parts, always give the machine's Serial Number and specify Part Number, Quantity & Description



NOTE:
Motor code prefix is
located on the end plate, see **



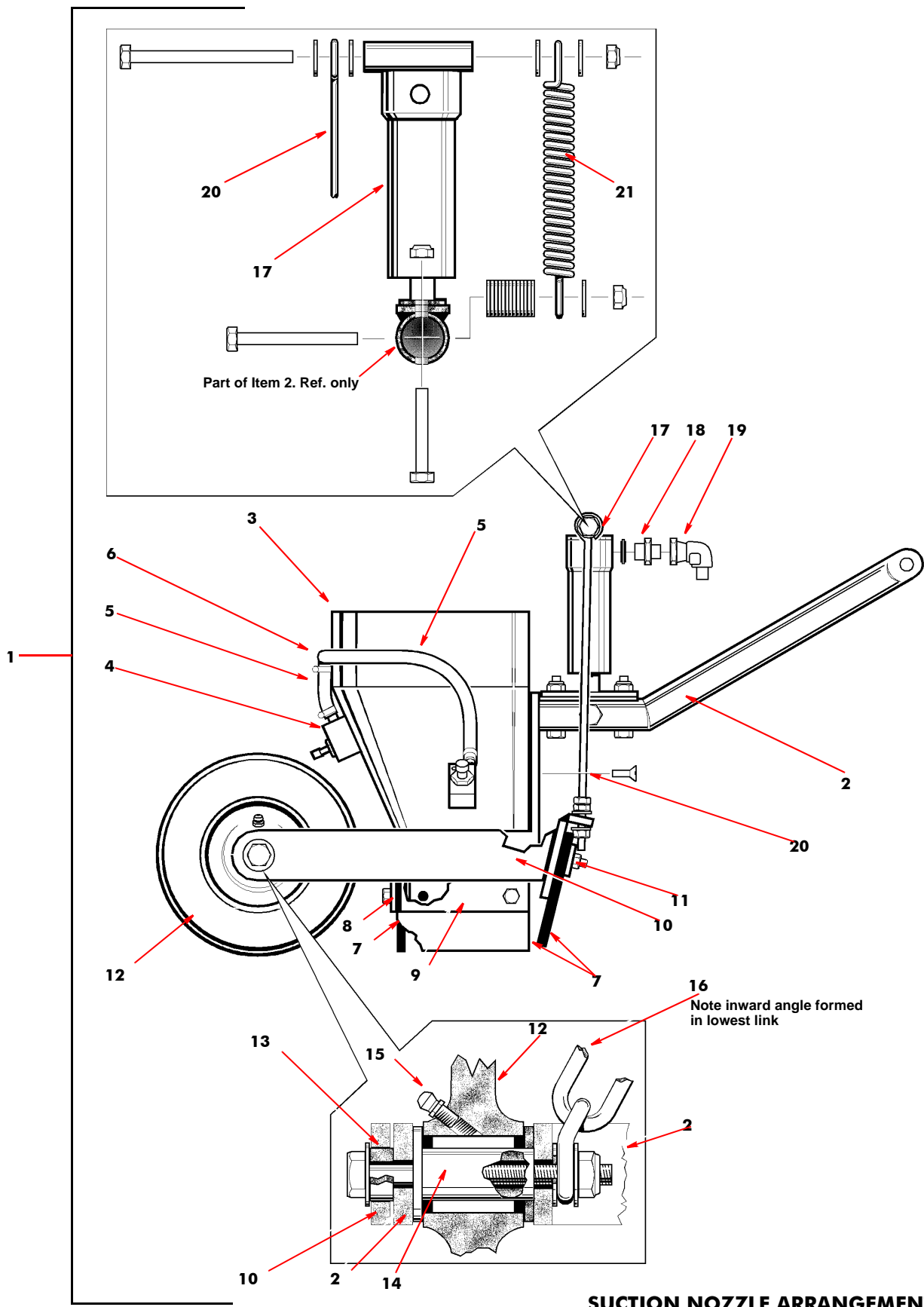
SIDE BRUSH ARRANGEMENT
LEFT HAND ILLUSTRATED, RIGHT HAND REVERSE

When ordering replacement parts, always give the machine's Serial Number and specify Part Number, Quantity & Description



Item	Part Number	Quantity	Description
SUCTION NOZZLE ARRANGEMENT			
1	018207	1	. Suction Nozzle Assembly, LH
1	023279	1	. Suction Nozzle Assembly, RH
NI	023154	1	... Rubber Suction Hose
NI	014303	1	... Suction Tube
2	013902	1	.. Carrier, Nozzle
	011054	1	... Bolt, Hex hd, M12 x 45 mm Long
	011077	1	... Nut, Hex, M12, Nyloc
3	013398	1	... Box, Suction Nozzle
	000129	4 Screw, csk skt hd, M8 x 25 mm Long
	011073	4 Nut, Hex, M8, Nyloc
4	013360	3 Nozzle, Water Spray
	011001	1 Bolt, Hex hd, M6 x 16 mm long
	011091	1 Washer, Spring, 6 mm
5	010950	As Req	... Hose, 3/8" Water
6	003000	2 Tee Fitting, Water Hose
	010516	8 Clip, Hose
7	011593	1 set Nozzle Flap, Rubber (comprising 1 front, 1 rear, 2 side)
8	011592	1 Clamp, Nozzle Flap (Rear)
	011011	4 Bolt, Hex hd, M8 x 25 mm Long
9	013615	2 Clamp, Nozzle Flap (Side)
	011011	2 Bolt, Hex hd, M8 x 25 mm Long
10	013903	1	.. Frame, Nozzle Tilt
11	011592	1	... Clamp, Nozzle Flap (Front)
	011073	4 Nut, Hex, M8, Nyloc
12	013115	2	... Wheel, Suction Nozzle (Use Bearing Part No. 014540)
13	011724	1 Spacer, Nozzle Wheel
14	022451	1 Bush, Nozzle Wheel
	011105	1 Bolt, Hex hd, M12 x 120 mm Long
	011096	3 Washer, Plain 12 mm
	011104	2 Washer, T3, HP Steel
	011077	1 Nut, Hex, M12, Nyloc
15	TBD	1 Nipple, Grease
16	010525	2 Chain, Nozzle Lift, 8 Links in Length
NI	010606	1 Carabiner
17	027113	1	.. Ram
	011036	2	... Bolt, Hex hd, M10 x 60 mm Long
	011075	2	... Nut, Hex, M10, Nyloc
NI	011629	1	... Seal Kit, Ram
18	011158	1	... Adaptor, Straight, 1/4" BSP, M/M
NI	011152	1 Seal, Dowty, 1/4" BSP
19	011171	1	... Elbow, Swivel, 1/4" BSP
NI	010945	1	... Plug, 1/4" BSP
20	011811	1	... Rod, Nozzle Tilt
	011092	1 Washer, Plain, 8 mm
	011072	2 Nut, Hex, M8
	011073	1 Nut, Hex, M8, Nyloc
	011042	1 Bolt, Hex hd, M10 x 110 mm Long
	011094	4 Washer, Plain, 10 mm
	011075	1 Nut, Hex, M10, Nyloc
21	010521	1	... Spring, Coil, Nozzle Tilt
	011038	1 Bolt, Hex hd, M10 x 80 mm Long
	011094	13	... Washer, Plain, 10 mm (Space out Between Carrier & Spring)

When ordering replacement parts, always give the machine's Serial Number and specify Part Number, Quantity & Description



SUCTION NOZZLE ARRANGEMENT

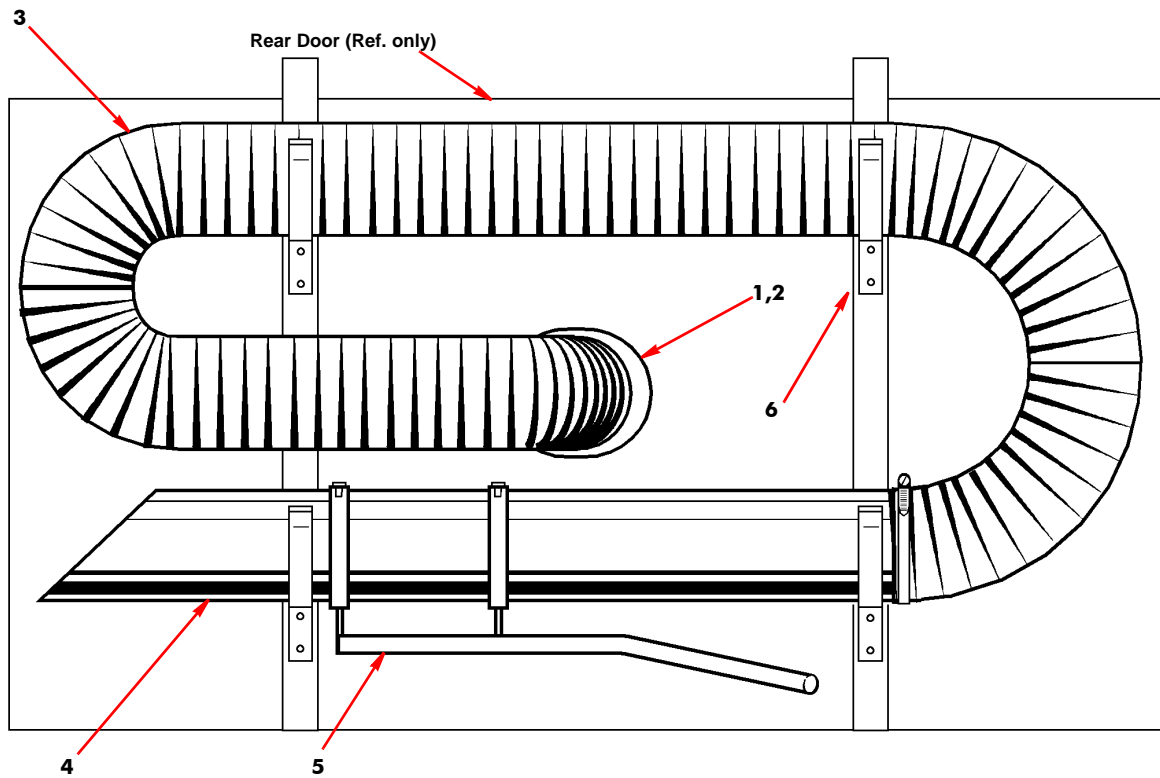
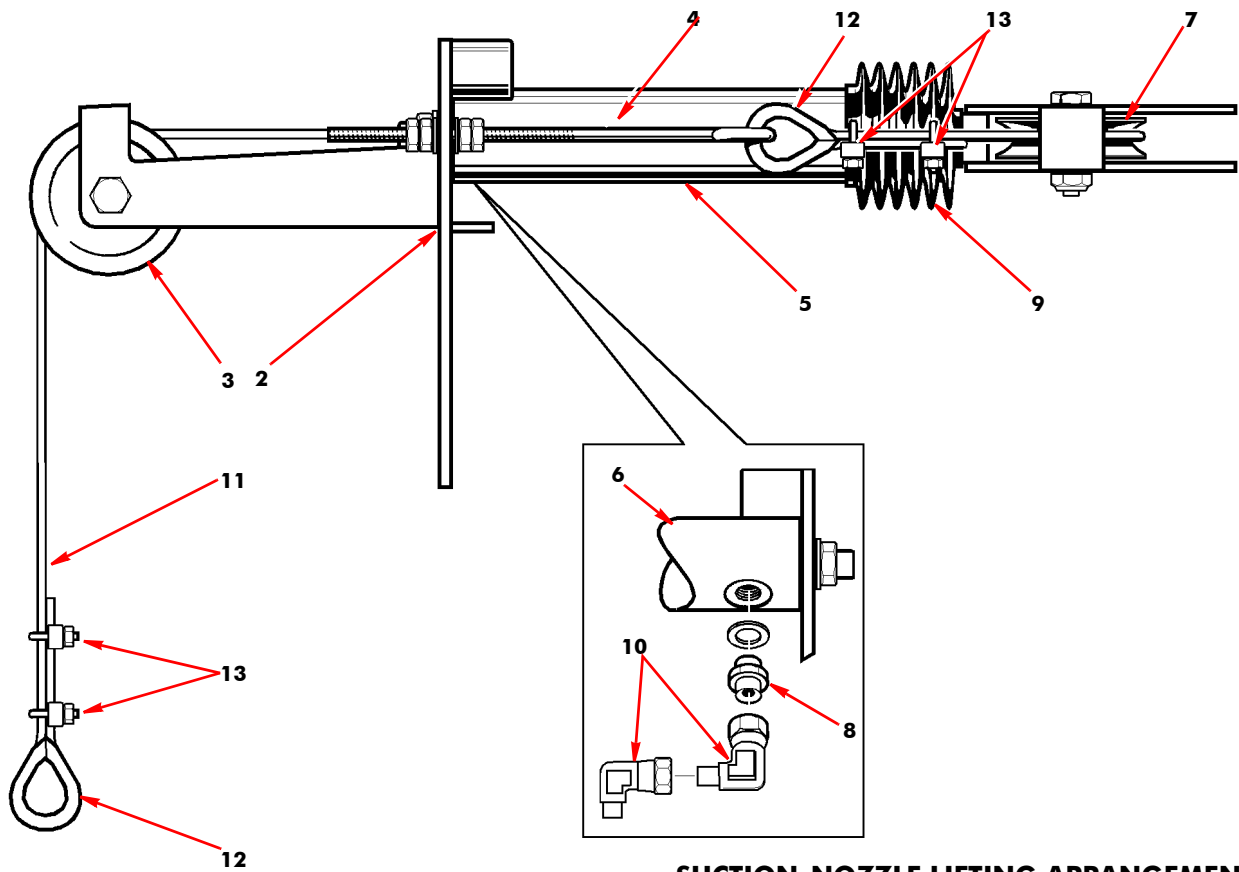
When ordering replacement parts, always give the machine's Serial Number and specify Part Number, Quantity & Description



Item	Part Number	Quantity	Description
	018203	--	SUCTION NOZZLE LIFTING ARRANGEMENT
1	013440	1	. Ram Assembly, Suction Lift, LH
NI	013440	1	. Ram Assembly, Suction Lift, RH
2	013904	1	.. Bracket, Pulley, LH
NI	014224	1	.. Bracket, Pulley, RH
NI	023844	1	.. Bracket, Pulley, LH (Dual Sweep M/cs Only)
	011011	4	... Bolt, Hex hd, M8 x 25 mm Long
	011073	4	... Nut, Hex, M8, Nyloc
3	010709	1	... Pulley (C/W Bush) 3" (76.2 mm) Ø
	011035	1 Bolt, Hex hd, M10 x 50 mm Long
	011075	1 Nut, Hex, M10, Nyloc
4	010248	1	... Tensioner (C/W Nuts & Washers)
5	027119	1	. Ram, Hydraulic
	011096	1	... Washer, Plain, 12 mm, Form C
	011077	1	... Nut, Hex, M12, Nyloc
6	011817	1	... Ram, Hydraulic, Single-Acting, 280/145
NI	011629	1	... Seal Kit, Ram
7	010709	1	... Pulley (C/W Bush) 3" (76.2 mm) Ø
	011035	1 Bolt, Hex hd, M10 x 50 mm Long
	011075	1 Nut, Hex, M10, Nyloc
8	011158	1 Adaptor, Straight, ¼" BSP
	011152	1 Seal, Dowty, ¼" BSP
9	014473	1 Bellows
10	011171	2	... Elbow, Swivel, ¼" BSP, F/M
11	031379	1	... Cable, one-piece, steel with fabric core, 6 mm Ø

Item	Part Number	Quantity	Description
			STANDARD WANDER-HOSE ASSEMBLY
1	012488	1	. Spigot (Mounts to Antiluce Fasteners on Door/Cat-Flaps))
2	013537	1	.. Gasket
3	010119	3 m	. Hose, Flexible
	010519	2	.. Clip, Hose, Jubilee
4	010587	1	. Pipe, Nozzle
5	010321	1	.. Handle, Wander Hose
	010509	2	... Clip, Toggle
	021841	2	... Hook, Toggle Clip
6	010245	4	... Hooks

When ordering replacement parts, always give the machine's Serial Number and specify Part Number, Quantity & Description



When ordering replacement parts, always give the machine's Serial Number and specify Part Number, Quantity & Description





THIS PAGE INTENTIONALLY LEFT BLANK

When ordering replacement parts, always give the machine's Serial Number and specify Part Number, Quantity & Description

ILLUSTRATED PARTS CATALOGUE

SCARAB VM MINOR - CANBUS 2

SECTION G HOPPER & RELATED COMPONENTS

TABLE OF CONTENTS


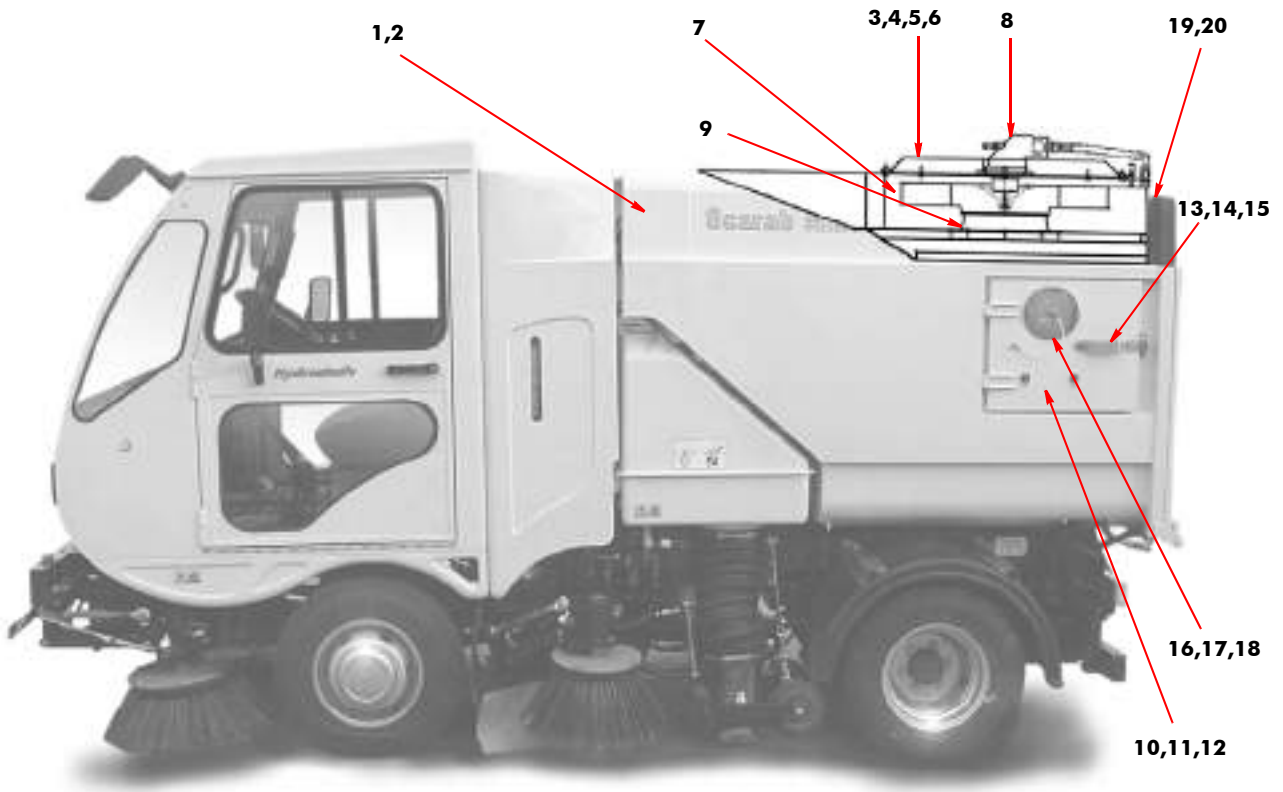
Assembly/Description	Page
Hopper General Arrangement (Includes Impellor)	1
Hopper Rear and Rear Door Arrangement.	3
Internal Hopper Components	5
Fan Assembly.	5
Auto Blanking Assembly.	7
Manual Blanking Assembly	7
Wander Hose Manual Blanking.	9
Standard Wander-hose Assembly	9
Hi-Tip Hopper assembly	11



<i>Item</i>	<i>Part Number</i>	<i>Quantity</i>	<i>Description</i>
HOPPER - GENERAL ARRANGEMENT (includes Impellor)			
1	025415	1	Hopper Complete Assembly
2	025960	1	. Extension Panel LH Shown for RH Order 025626
NI	027923	1	. COVER PLATE (HOPPER TOP)Page G3
3	025077	1	Fan Plate
4	011075	8	. Nut, Nyloc M10
5	011424	1	. Washer Large M10
6	025222	.9	. Titanfast DX78
7	025240	1	Impellor
8	025564	1	. ASSEMBLY MOTOR VOAC.....Page G5
9	024790	1	. Inlet Cone
10	021526	1	Cat Flap Door LH
11	021525	1	Cat Flap Door RH
12	013599	2	. Seal, side-loading door
13	021523	2	. Handle, side-loading door
14	031601	1	. Catch Bracket
15	013702	2	. . Antiluce Large
16	012486	2	. . Cap Plate
17	020711	2	. . Leash Cable
18	012253	8	. . Antiluce Medium (Cap Plate Locking Clamps 4 Per Door)
19	025436	1	Capping LH
20	025437	1	Capping RH
21	013594	1	Seal, Front Aperture
22	011877	1	Hopper Safety Prop
23	011787	1	. Prop Pocket
24	011577	1	Hopper Lift Ram (Standard)
NI	012203	1	. Seal Kit for Hopper Ram 011577
24	026720	1	Hopper Lift Ram (Hi Tip 1.3)
24	026719	2	Hopper Lift Ram (Hi Tip 1.6)
25	011640	1	Pin Hinge (Hopper Lift)
26	011013	2	. Bolt, M8 x 35 mm
27	011073	2	. Nut, Hex, M8
28	033210	1	Hopper Sensor Stop

NOTE: FOR REAR DOOR AND REAR COMPONENTS PLEASE SEE SECTION G3

When ordering replacement parts, always give the machine's Serial Number and specify Part Number, Quantity & Description



HOPPER GENERAL ARRANGEMENT


When ordering replacement parts, always give the machine's Serial Number and specify Part Number, Quantity & Description



<i>Item</i>	<i>Part Number</i>	<i>Quantity</i>	<i>Description</i>
HOPPER REAR & REAR DOOR ARRANGEMENT			
1	014736	1	Rear Door
2	025262	2	. Hinge
NI	010544	1	. . Seal, Rear Door
3	027923	2	Cover Plate
4	000248	4	. Plastic Hand Screw
NI	027924	1	. . Fan Protection Cover
NI	010502	1	. . Pull Handle for cover
NI	000248	2	. . Plastic Hand Screw
5	010245	4	Hook for Wander Hose
6	011017	8	. Hex Bolt, M8 x 60 mm
7	011073	8	. Nut M8
8	032181	2	. . Door Rib Protector
9	025436	1	Capping LH
10	025437	1	Capping RH
11	010304	1	Beacon
12	010297	1	. Bracket, Beacon
13	011011	2	. Bolt, Hex hd, M8 x 25 mm
14	011073	2	. Nut, M8
15	030668	1	Rear lamp LH
16	030669	1	Rear Lamp RH
17	030952	2	. Lens Cover (Spares)
18	?????	As Req	. Bulb (Spare) 12v 21w
19	014995	1	Handle Rear Door Locking
20	014997	1	. Plastic Handle Grip
21	014996	1	. Locking Bar
22	010077	4	. Locking Clamps
23	010232	1	. Pin & Chain
24	012427	5	. Roll Pin
25	012486	1	Blanking Plate Rear Door
26	012253	4	. Antiluce Clips
27	020711	1	. Cable
28	010955	1	Hose, Drain
29	012927	1	. Jubilee
30	028023	1	Cover, Hopper GRP
31	013952	4.50	. Seal (Goes Between Hopper Cover and Hopper Top)
32	025680	5	. Retaining Clip
33	010509	5	. Fastener with Hinge
34	020521	1	Gas Spring
35	024147	1	Rear Bumper
36	031244	1	Rubber Flap (Fuel filler Dual Sweep Machines)
37	020523	1	Prop, Rear Door

NOTE: For Wander Hose assembly 015033 please turn to Section G9

When ordering replacement parts, always give the machine's Serial Number and specify Part Number, Quantity & Description



HOPPER REAR & REAR DOOR ARRANGEMENT


When ordering replacement parts, always give the machine's Serial Number and specify Part Number, Quantity & Description



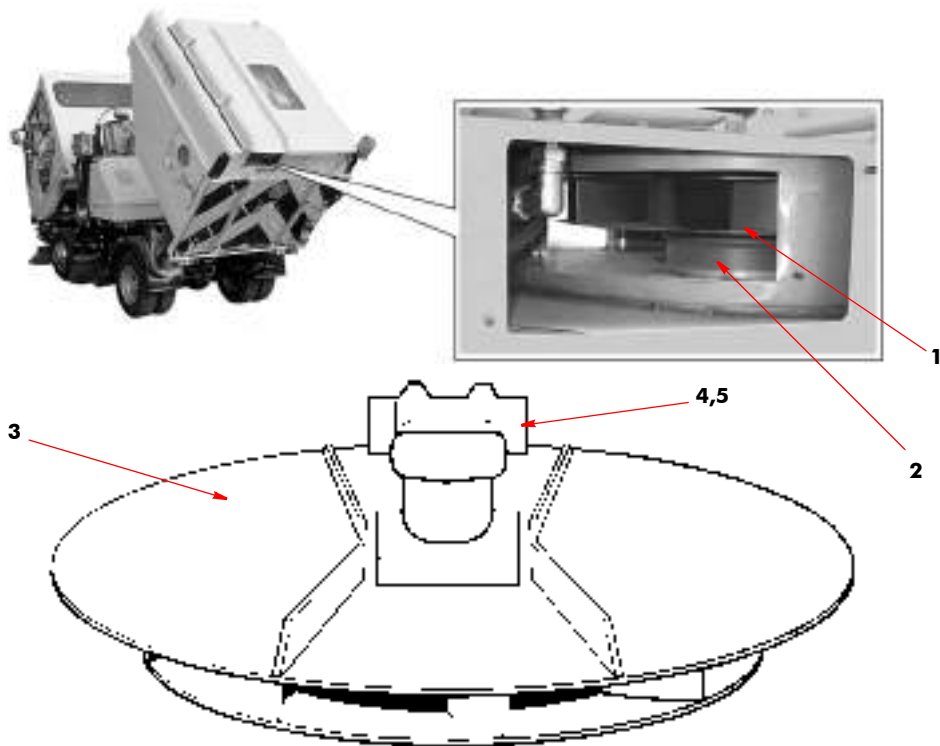
<i>Item</i>	<i>Part Number</i>	<i>Quantity</i>	<i>Description</i>
INTERNAL HOPPER COMPONENTS			
1	025261	1	Screen
1	025668	1	Screen, Fine Mesh Type (Dual Sweep Machines)
2	025245	3	. Gudgeon Pin
3	013506	3	. Pin
4	013507	3	. Linch Pin
NI	027744	1	. Handle, Screen Rear
5	025529	As Req	Inlet Tube
NI	028822	1	Deflector, LH (Single Sweep)
6	028823	1	Deflector, RH (Single Sweep)
NI	025533	1	Deflector, L.H (Dual Sweep)
6	025534	1	Deflector, R.H (Dual Sweep)
NI	020523	1	PROP, REAR DOOR.....Page G3

<i>Item</i>	<i>Part Number</i>	<i>Quantity</i>	<i>Description</i>
FAN ASSEMBLY			
1	025240	1	Impellor
2	024790	1	Inlet Cone
3	025077	1	Fan Plate
4	025564	1	Fan Motor Assembly
5	024641	1	. Motor, Fan
NI	027237	1	. Seal Kit, for 024641 Voac Fan Motor
NI	024791	1	. Washer, Voac motor
NI	011052	1	. Setscrew, Hex hd, M12 x 30 mm Long
NI	025390	1	. Valve Block, Voac Motor
NI	002101	1	. . O-Ring, (Base of Voac Motor)
NI	011156	1	. . Seal, Dowty (For Plug)
NI	000048	8	. Cap Screw, skt hd, M10 x 80 mm Long
NI	011095	8	. Washer, Spring, M10
NI	011155	2	. Seal, Dowty, $\frac{3}{4}$ " BSP
NI	011247	1	. Seal, Dowty, M18
NI	011248	1	. Adaptor, M18 x $\frac{3}{8}$ " BSP
NI	011172	1	. Elbow, Swivel, $\frac{3}{8}$ " BSP
NI	010921	1	. Hose Stem $\frac{3}{8}$ x $\frac{3}{8}$ " BSP
NI	010928	1	. Nut, Brass $\frac{3}{8}$ " BSP
NI	011161	2	. Adaptor, $\frac{3}{4}$ " BSP
NI	002076	1	. Plug M12 x 1"
NI	025184	1	Speed Sensor Lead
NI	004226	1	. Plug
NI	004227	1	. Seal
NI	004228	1	. Seal
NI	014157	1	Hose $\frac{5}{8}$ " x 4350 mm - Fan Return
NI	001070	1	Hose $\frac{5}{8}$ " x 2230 mm - Fan Feed
NI	013514	1	FAN SCRAPER.....Page E5

When ordering replacement parts, always give the machine's Serial Number and specify Part Number, Quantity & Description



INTERNAL HOPPER COMPONENTS



SUCTION FAN ASSEMBLY

When ordering replacement parts, always give the machine's Serial Number and specify Part Number, Quantity & Description

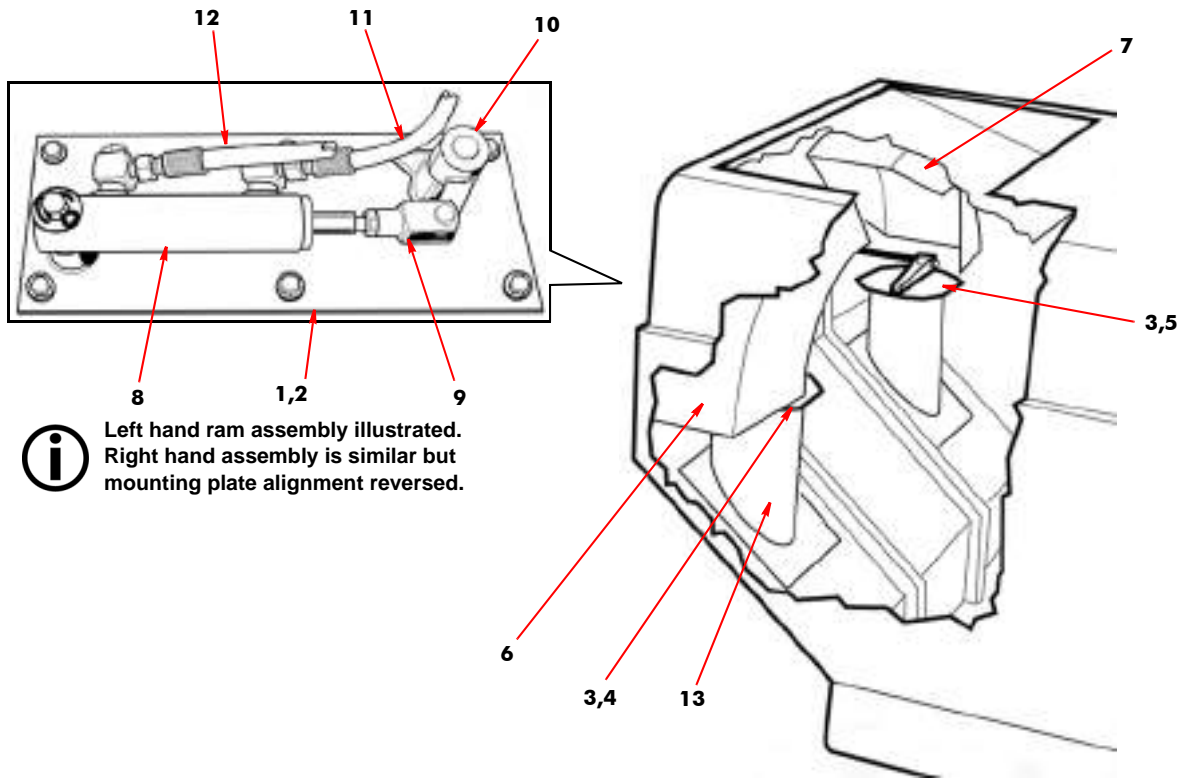


<i>Item</i>	<i>Part Number</i>	<i>Quantity</i>	<i>Description</i>
AUTO-BLANKING MAIN ASSEMBLY			
1	025531	1	. Mounting Plate, L.H
2	025532	1	. Mounting Plate, R.H
NI	011011	6	.. Screw, Hex hd, M8 x 25 mm Long
NI	011072	6	.. Nut, M8
NI	011092	24	.. Washer, M8
NI	010903	4	.. Grease Nipple 1/8" BSP
NI	013488	4	.. Bush
3	025530	2	. Flap
4	025526	1	.. Flap Arm, L.H
5	025527	1	.. Flap Arm, R.H
6	028822	1	. Deflector, L.H
7	028823	1	. Deflector, R.H
NI	011051	8	.. Screw, Hex hd, M12 x 25 mm Long
NI	011076	8	.. Nut, M12
NI	011096	16	.. Washer, M12
8	022350	2	. Ram
NI	011122	2	.. Split Pin
NI	011135	2	.. Washer, M16
9	014469	2	. Clevis M12
10	025528	2	. Lever
NI	000211	2	.. Nut M12 x 1.25
NI	011031	2	.. Screw, Hex hd, M10 x 25 mm Long
11	010991	2	. Hose, 1/4" x 550Lg
12	010981	2	. Hose, 1/4" x 711Lg
13	025529	2	. Inlet tube

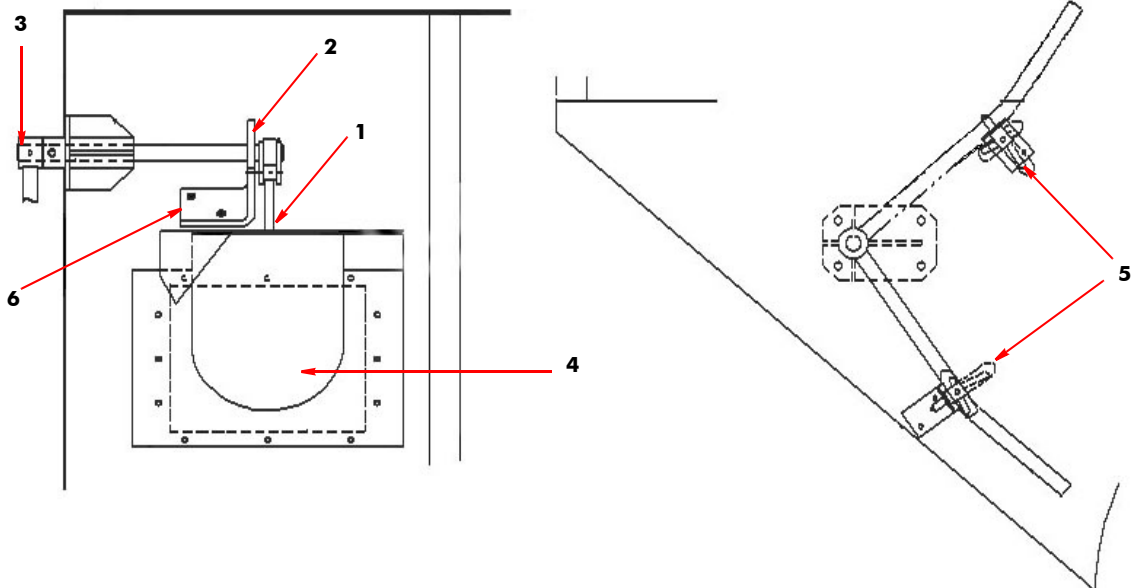
NOTE: FOR CONTROL VALVE ASSEMBLY PLEASE SEE Page L11

<i>Item</i>	<i>Part Number</i>	<i>Quantity</i>	<i>Description</i>
MANUAL BLANKING ASSEMBLY			
1	023430	1	. Flap
2	023439	1	.. Arm
3	013662	1	... Bush
4	023440	1	. Inlet Tube
5	013702	1	. Antiluce
6	023054	1	. Bearing

When ordering replacement parts, always give the machine's Serial Number and specify Part Number, Quantity & Description



AUTO BLANKING ASSEMBLY



MANUAL BLANKING ASSEMBLY

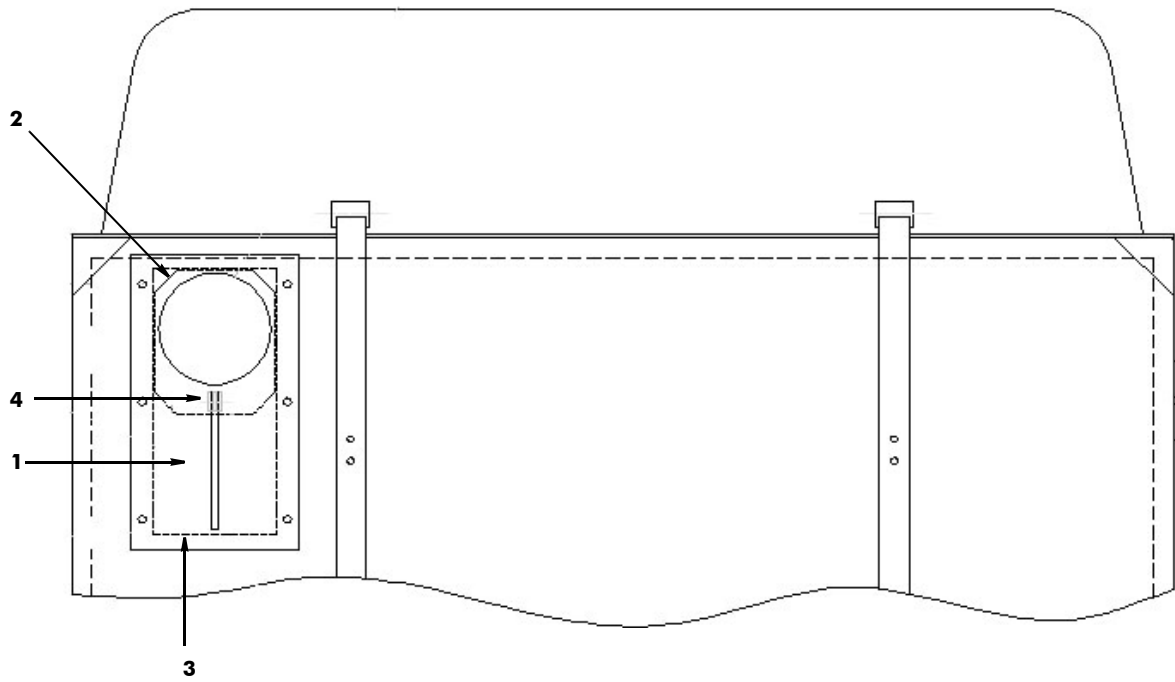
When ordering replacement parts, always give the machine's Serial Number and specify Part Number, Quantity & Description



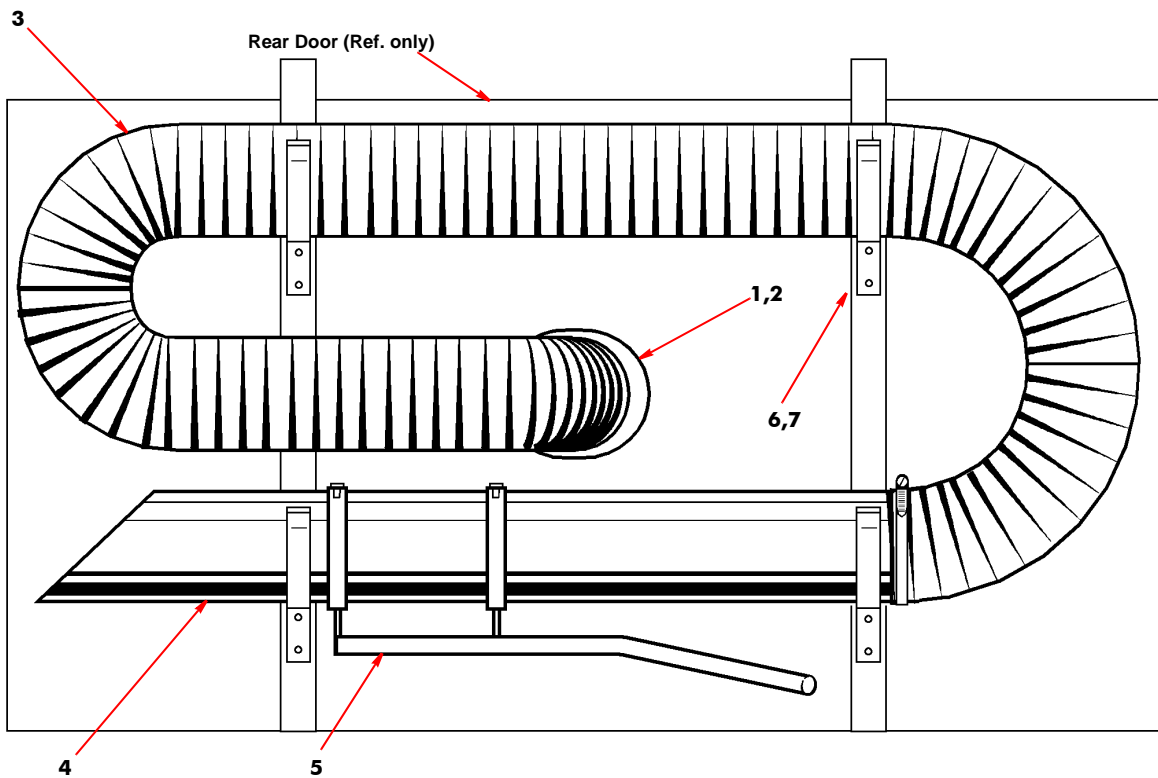
<i>Item</i>	<i>Part Number</i>	<i>Quantity</i>	<i>Description</i>
WANDER HOSE MANUAL BLANKING ASSEMBLY			
1	026819	1	Spigot, Wander Hose
2	026818	1	Blanking Flap
3	026817	2	Gasket Spacer Strip
4	013507	1	Pin & Chain

<i>Item</i>	<i>Part Number</i>	<i>Quantity</i>	<i>Description</i>
STANDARD WANDER-HOSE ASSEMBLY			
1	012488	1	. Spigot (Mounts to Antiluce Fasteners on Door/Cat-Flaps))
2	013537	1	. . Gasket
3	010119	3 m	. Hose, Flexible
	010519	2	. . Clip, Hose, Jubilee
4	010587	1	. Pipe, Nozzle
5	010321	1	. . Handle, Wander Hose
	010509	2	. . . Clip, Toggle
	021841	2	. . . Hook, Toggle Clip
6	010245	4	. . . Hooks
	011017	8	. Hex Bolt, M8 x 60 mm
7	032181	4 Door Rib Protector

When ordering replacement parts, always give the machine's Serial Number and specify Part Number, Quantity & Description



WANDER HOSE MANUAL BLANKING ASSEMBLY



STANDARD WANDER-HOSE ASSEMBLY




When ordering replacement parts, always give the machine's Serial Number and specify Part Number, Quantity & Description





<i>Item</i>	<i>Part Number</i>	<i>Quantity</i>	<i>Description</i>
HI-TIP HOPPER ASSEMBLY			
1	025643	1	Hopper
2	026720	2	Hopper Lift Ram (Hi-Tip 1.3)
2	026719	2	Hopper Lift Ram (Hi-Tip 1.6)
3	014709	1	Sub Frame (Hi-Tip 1.3)
3	020056	1	Sub Frame (Hi-Tip 1.6)
4	011952	1	Top Link (Hi-Tip 1.3)
4	020112	1	Top Link (Hi-Tip 1.6)
5	023495	2	Link (Hi-Tip 1.3)
5	020231	1	Link (Hi-Tip 1.6)
6	014722	2	Trunion Plate LH
7	014721	2	Trunion Plate RH
8	014723	1	Rear Support Brkt
9	020113	2	Outrigger (Hi-Tip 1.6)
10	011974	2	Outrigger Leg (Hi-Tip 1.6)
11	013138	2	Link Pin (Hi-Tip 1.6)
12	Contact Spares	2	Linch Pin & Chain
13	Contact Spares	2	Fixing Chain
14	034562	1	Rear Chute Assembly


When ordering replacement parts, always give the machine's Serial Number and specify Part Number, Quantity & Description



HI-TIP ASSEMBLY



OUTRIGGER



REAR CHUTE



When ordering replacement parts, always give the machine's Serial Number and specify Part Number, Quantity & Description



THIS PAGE INTENTIONALLY LEFT BLANK

When ordering replacement parts, always give the machine's Serial Number and specify Part Number, Quantity & Description

ILLUSTRATED PARTS CATALOGUE

SCARAB VM MINOR

SECTION H WASHING & DUST SUPPRESSION SYSTEM

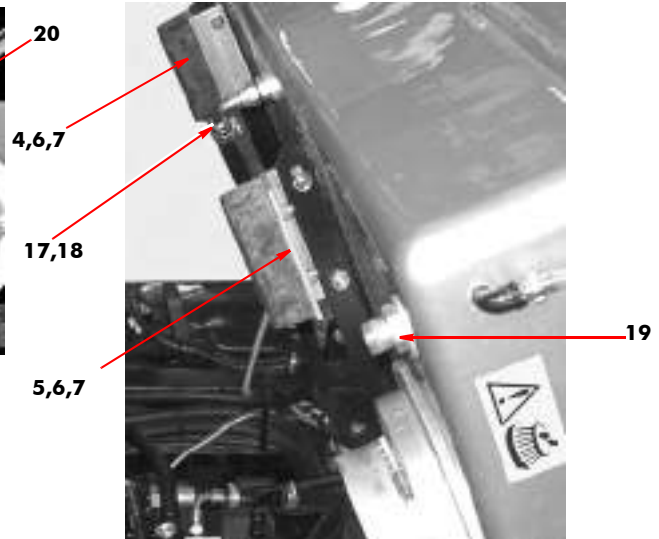


Table of Contents

Assembly/Description	Page
Water Tank Arrangement	1
Electric Water Pump Assembly (Low Pressure)	3
Water Valves	3
Water Filter Assembly (Low Pressure)	5
Low Pressure Spray Bar	5
Jets - Low Pressure Front/Side Brush	7
Jets - Fixed Low Pressure	7
High-pressure (21 litres/minute) Water Pump Components	9
High-pressure Water Pump Arrangement	11
Water Filter Assembly (high-pressure).	13
High-pressure Spray System	13
High-pressure Spray Bar Assembly	15
Adjustable Spray Bar Mount	15
Hose Reel Component Parts	17



<i>item</i>	<i>Part Number</i>	<i>Quantity</i>	<i>Description</i>
WATER TANK ARRANGEMENT			
1	014678	1	. Water Tank
2	014040	1	.. Hydrant Filler Assembly
	011001	4	... Bolt, Hex hd, M6 x 16 mm
	011090	4	... Washer 6 mm
3	013661	1	... Cap, Filler
NI	020896	1	.. Disc, Rubber (Located Centrally on Top Face of Tank)
	011115	4	... Screw, Posidrive hd, Self-Tapping, No. 10 x 1/2" Long
4	014278	1	. Bracket, Mounting, Base, LH
	011010	3	.. Bolt, Hex hd, M8 x 20 mm
	011073	3	.. Nut M8
	011092	3	.. Washer 8 mm
5	014279	1	. Bracket, Mounting, Base, RH
	011010	3	.. Bolt, Hex hd, M8 x 20 mm
	011073	3	.. Nut M8
	011092	3	.. Washer 8 mm
6	013462	2	. Bracket, Mounting, Rubber Buffer
	011051	4	.. Bolt, Hex hd, M12 x 25 mm
	011077	4	.. Nut M12
7	014693	2	. Buffer, Rubber
	011034	2	.. Bolt, Hex hd, M10 x 40 mm
	011075	2	.. Nut M10
	011094	2	.. Washer 10 mm
8	014303	1	. Suction Tube
	011032	8	.. Bolt, Hex hd, M10 x 30 mm Long
	011075	8	.. Nut M10
	011094	8	.. Washer 10 mm
9	023154	1	.. Suction Hose
	012932	2	... Jubilee Clip No. 7
10	010951	0.50 m	.. Hose, 3/8" Clear
	010964	2	... O-Clips 9/16"
11	010912	2	... Elbow, Galvanised, 1/4" BSP
12	010922	2	... Hose Tail, 1/4" BSP x 3/8"
13	030597	1	.. FILTER ASSEMBLY, WATER..... Page H5
NI	021223	1	... Gauze, Water Filter
NI	021222	1	... Cap, Water Filter
NI	021221	1	... O-Ring, Water Filter
14	011174	1	... Elbow, Swivel 3/4" BSP
15	010931	1	... Hose Tail, 3/4" BSP x 1"
16	010959	1.50 m	... Hose 1"
	012927	1	... Jubilee Clip No. 2
17	011234	1	.. Hose Elbow 1/2" BSP x 5/8"
18	011268	1	... Adaptor, Bulkhead 1/2" BSP
	011000	1	... Hose 5/8"
	010517	1	... Jubilee Clip No. 0X
NI	023134	1	.. Alarm, Low Level Water
NI	021804	1	... Switch, Float
	010934	1	.. Socket, Galvanised, 3/4" BSP
NI	011244	1	... Plug 3/4" BSP
NI	011241	1	.. Plug 1/4" BSP
NI	014272	2	Base Clamp
NI	014273	2	Nozzle Clamp
19	011195	2	Adaptor, Bulkhead 3/4" BSP
20	011766	1	Suction Cover

When ordering replacement parts, always give the machine's Serial Number and specify Part Number, Quantity & Description



WATER TANK ARRANGEMENT

When ordering replacement parts, always give the machine's Serial Number and specify Part Number, Quantity & Description




<i>Item</i>	<i>Part Number</i>	<i>Quantity</i>	<i>Description</i>
WATER PUMP, LOW PRESSURE, 12 Volt			
1	026866	1	Electric Water Pump 12 Volt
2	026723	1	Elbow, Delivery
3	026724	1	Elbow, Suction
4	028176	1	Flange, Blanking
NI	026867	1	Label
NI	027023	1	Electrical Connector, 2 Way (Male)
NI	026891	1	Diaphragm Kit
NI	026892	1	Valve Kit
5	031510	1	Plastic Tee Piece


<i>Item</i>	<i>Part Number</i>	<i>Quantity</i>	<i>Description</i>
WATER VALVES ARRANGEMENT			
1	031705	1	. Water Valve Assy 12 V (3 Way)
NI	031706	1	. Water Valve Assy 12 V (4 Way)
NI	031707	1	. Water Valve Assy 12 V (5 Way)
2	030741	1	.. Valve, Pressure Regulating
3	010914	1	... Reduction Bush $\frac{1}{2}$ " BSP x $\frac{3}{8}$ " BSP Galvanised
4	010943	1	... Nipple $\frac{3}{8}$ " BSP
5	010941	1	... Tee $\frac{3}{8}$ " BSP, Galvanised
6	011159	2	... Adapter $\frac{3}{8}$ " BSP
NI	011153	1	... Dowty Seal $\frac{3}{8}$ " BSP
7	011172	1	... Elbow F/F $\frac{3}{8}$ " BSP
8	026869	1	... Hosetail $\frac{3}{8}$ " BSP x $\frac{1}{2}$ "
9	025181	1	... Hosetail, $\frac{1}{2}$ " BSP x $\frac{3}{4}$ "
10	011242	1	.. Plug $\frac{3}{8}$ " BSP
NI	011153	1	... Dowty Seal $\frac{3}{8}$ " BSP
11	030739	As Req	.. Solenoid, Water Valve, 12 Volt
12	024646	As Req	.. Elbow, 6 mm x $\frac{1}{4}$ " BSP
13	030745	As Req	.. Banjo Bolt
NI	030873	As Req	... O-Ring Seal
14	030742	As Req	.. Coil 12 Volt
NI	030744	As Req	.. Repair Kit
15	030736	As Req	.. 3 Way Manifold
NI	030737	As Req	.. 4 Way Manifold
NI	030738	As Req	.. 5 Way Manifold

} Comprising Items 10 - 15 Inc.

When ordering replacement parts, always give the machine's Serial Number and specify Part Number, Quantity & Description



ELECTRIC LOW PRESSURE WATER PUMP



WATER SOLENOID VALVE ARRANGEMENT

3 Way shown

When ordering replacement parts, always give the machine's Serial Number and specify Part Number, Quantity & Description






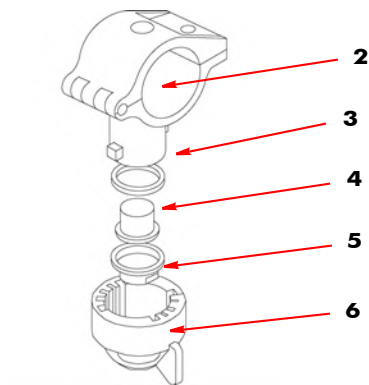
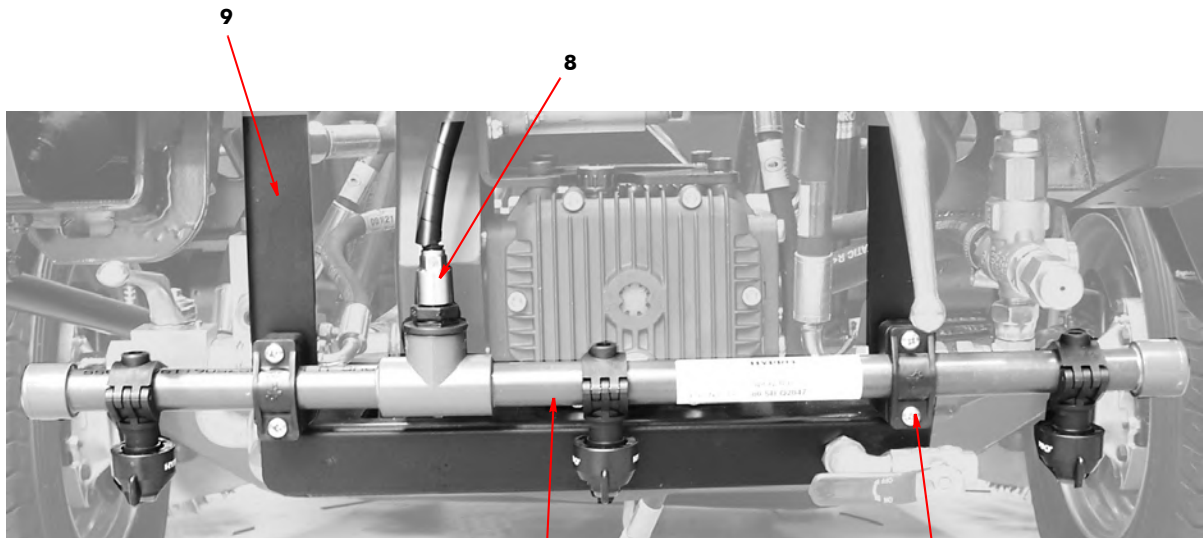
<i>Item</i>	<i>Part Number</i>	<i>Quantity</i>	<i>Description</i>
WATER FILTER ASSEMBLY - LOW PRESSURE			
NA	030597	1	Filter, complete
1	010121	1	Filter
2	025181	1	Hosetail, 1/2" BSP to 3/4" hose
3	010962	1	Reducing bush 3/4" to 1/2" BSP, M/F
4	011174	1	. Elbow, swivel, 3/4" BSP, M/F

<i>Item</i>	<i>Part Number</i>	<i>Quantity</i>	<i>Description</i>
LOW PRESSURE SPRAY BAR ASSEMBLY			
1	030203	1	Spray bar, plastic (complete)
2	030634	3	. Nozzle holder
3	030636	3	. Washer, rubber
4	030633	3	. Filter
5	030637	3	. Spray jet (red)
6	031418	3	. Nozzle cap
7	031417	2	. Clamp
8	031995	1	. Adaptor, 1/4" BSP female x 6 mm tube, push fit
NI	035773	As req	. Tube, plastic, 6 mm (blue)
9	028761	1	. CARRIER
	011031	4	. . Setscrew, hex head, M10 x 25 mm long
	011075	4	. . Nut, hex, M10 Nyloc

When ordering replacement parts, always give the machine's Serial Number and specify Part Number, Quantity & Description



WATER FILTER ASSEMBLY



LOW PRESSURE WATER SPRAY BAR ASSY



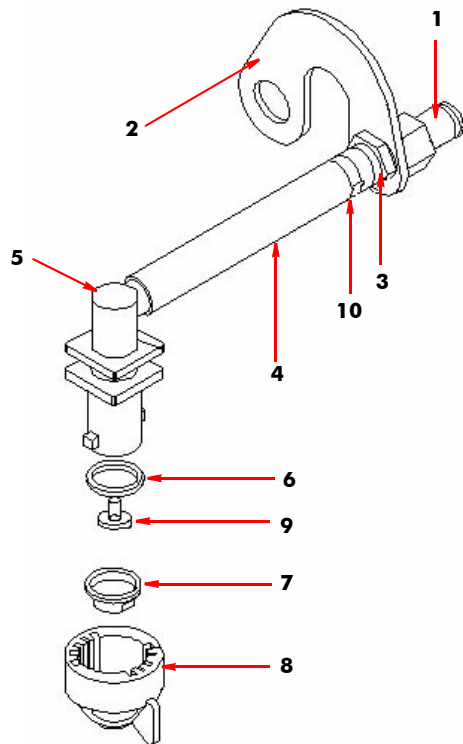
When ordering replacement parts, always give the machine's Serial Number and specify Part Number, Quantity & Description



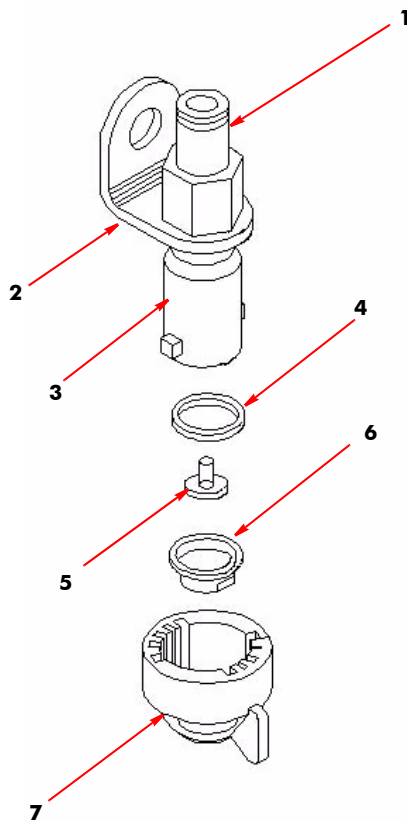
<i>Item</i>	<i>Part Number</i>	<i>Quantity</i>	<i>Description</i>
	030664/030665		WATER SPRAY JET, LOW PRESSURE - FRONT & SIDE BRUSH
1	031995	1	. Straight Female Adaptor 6 mm X 1"
2	030661	1	. Nozzle Mount - Side Brush Only
3	010922	1	. Hose Tail $\frac{1}{4}$ "BSP X $\frac{3}{8}$ "
4	030663	1	. Hose $\frac{3}{8}$ " X 120 mm LG
5	030747	1	. Elbow, Nozzle
6	030636	1	. Washer Rubber
7	030748	1	. Spray Jet
8	030746	1	. Nozzle Cap
9	030633	1	. Filter
10	031072	1	. O-Clip 15/18
NI	033433	1	. . Valve, Ball

<i>Item</i>	<i>Part Number</i>	<i>Quantity</i>	<i>Description</i>
	030770		WATER SPRAY JET, LOW PRESSURE - FIXED TYPE
1	031995	1	Straight Female Adaptor 6 mm X 1
2	030892	1	Bracket, Spray Nozzle (Fixed)
3	030769	1	Nozzle Body Straight
4	030636	1	Washer Rubber
5	030633	1	Filter
6	030748	1	Spray Jet
7	030746	1	Nozzle Cap

When ordering replacement parts, always give the machine's Serial Number and specify Part Number, Quantity & Description



FRONT / SIDE BRUSH SPRAY JET



WATER SPRAY JET - FIXED TYPE

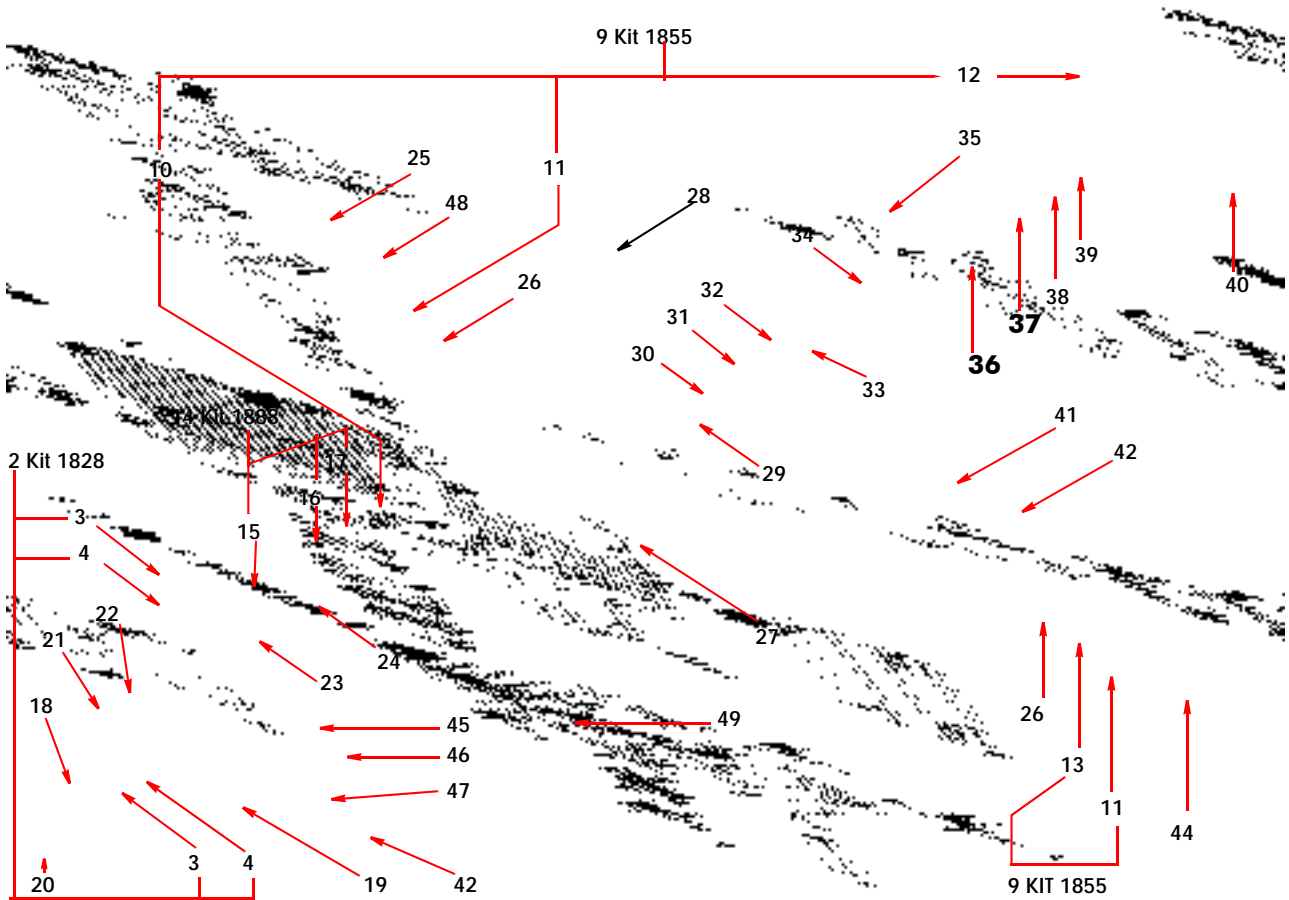


When ordering replacement parts, always give the machine's Serial Number and specify Part Number, Quantity & Description



Item	Part Number	Quantity	Description
HIGH-PRESSURE PUMP 21 LITRE - COMPONENTS			
1	014867	1	Pump 21 Litre H.P
1	014867SE	1	Pump 21 Lire H.P (Service Exchange Unit)
2	013554	1	Poppet Valve Kit 1828 (see List Below)
3	N/A	6	. . Valve (Complete), Kit 1828
4	N/A	6	. . O-Ring, Kit 1828
5	N/A	6	. Valve Seat, Kit 1828
6	N/A	6	. Valve, Kit 1828
7	N/A	6	. . Valve Spring, Kit 1828
8	N/A	6	. . Valve Cage, Kit 1828
9	014462	1	Water Valve Kit 1855 (see list below)
10	N/A	3	. . Oil Seal, Kit 1855
11	N/A	2	. . O-Ring, Kit 1855
12	N/A	1	. . Cap Seal, Kit 1855
13	N/A	1	. . Oil Seal, Kit 1855
14	021237	1	Water Seal Kit 1888 (see list below)
15	N/A	3	. . Piston Seal, Kit 1888
16	N/A	3	. . O-Ring, Kit 1888
17	N/A	3	. . Gasket, Kit 1888
18	021236	6	O-Ring
19	021238	1	Head
20	021268	6	Valve Plug
21	021239	2	Plug $\frac{1}{4}$ "
22	021240	2	O-Ring
23	021241	3	Bearing Gasket 22 dia
24	021242	3	Piston Guide Bush
25	021243	1	Closed Bearing Support
26	028705	2	Bearing (RK BODY TYPE) - (XR TYPE 021244)
27	021245	1	Pump Body (RK TYPE) C/W End Cap and O-Ring
28	021246	1	Oil Filler Plug
29	021247	3	Piston Seal Nut
30	021248	3	Washer
31	021249	3	Piston, 22 dia
32	021250	3	Separation Disc
33	021251	3	O-Ring
34	021252	3	Drive Piston
35	021253	3	Pin
36	021254	3	Connecting Rod (XR BODY TYPE)
37	021255	1	Circlip
38	021256	1	Oil Level Plug
39	021257	1	O-Ring
40	021258	1	Rear Cap
41	021259	1	Eccentric Shaft (XR BODY TYPE)
42	021260	1	Key
43	021261	1	Plug
44	021262	1	Open Bearing Support
45	021263	2	O-Ring
46	021264	1	Plug
47	021265	1	O-Ring
48	021266	1	Lining 0.1
48	021267	1	Lining 0.2
49	014448	2	Mounting Bracket

When ordering replacement parts, always give the machine's Serial Number and specify Part Number, Quantity & Description



21 LITRE HIGH-PRESSURE PUMP ('XR' STYLE SHOWN)

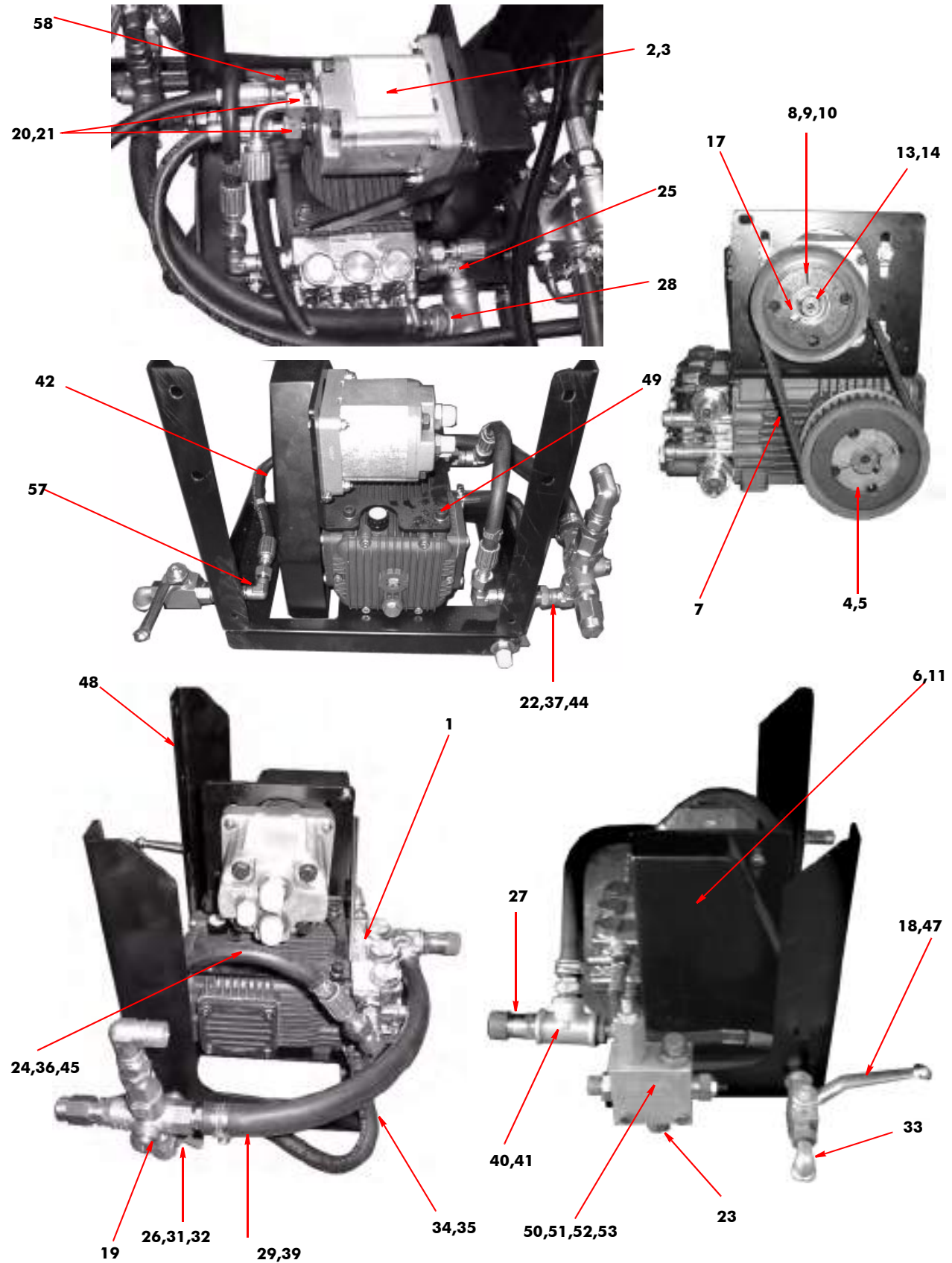
NOTE: 'XR' PUMP FITTED UP TO 1999, THEREAFTER 'RK' STYLE PUMPS
IT IS POSSIBLE TO FIT ALL 'XR' INTERNAL COMPONENTS INTO THE 'RK' BODY

When ordering replacement parts, always give the machine's Serial Number and specify Part Number, Quantity & Description



Item	Part Number	Quantity	Description
HIGH-PRESSURE PUMP ARRANGEMENT			
1	014867	1	Pump, High-pressure RK21.15HN
2	021315	1	Motor Hydraulic 15cc, 1MR015
3	014449	1	Bracket Motor
4	014703	1	Timing Pulley 40-8-20
5	014453	1	Bush 1610 x 24
6	014455	1	Guard High-pressure Pump
7	014454	1	Timing Belt
8	012529	1	Timing Pulley 32-8-20
9	014447	1	Sleeve
10	010575	1	Bush 1610 x 30
11	011071	6	Nyloc Nut M6
12	011090	4	Washer M6
13	000014	1	Nyloc Nut $\frac{7}{16}$ " UNF
14	000068	1	Washer $\frac{7}{16}$ "
15	011010	4	Setscrew M8 x 20
16	011092	4	Washer M8
17	011994	1	Key, Rect 8x6x25 Rounded End
18	011257	1	Ball Valve $\frac{1}{4}$ " BSP
19	010599	1	Unloader Valve
20	011167	2	Adapter $\frac{1}{2}$ " x $\frac{3}{8}$ " BSP
21	011154	4	Dowty Seal $\frac{1}{2}$ " BSP
22	011159	2	Adaptor $\frac{3}{8}$ " BSP
23	011160	1	Adaptor $\frac{1}{2}$ " BSP
24	010923	1	Hosetail, $\frac{3}{8}$ " BSP x $\frac{3}{8}$ "
25	011173	1	Swivel Elbow $\frac{1}{2}$ " BSP
26	011743	1	Ball Valve $\frac{1}{4}$ "
27	010931	1	Hosetail, $\frac{3}{4}$ " Male x 1"
28	010962	1	Reduction Bush $\frac{3}{4}$ " x $\frac{1}{2}$ " BSP
29	011000	0.30	Hose $\frac{5}{8}$ " SAE100R6
30	010517	2	Jubilee Clips No 0X
31	011165	1	Adapter $\frac{1}{2}$ " x $\frac{1}{4}$ " BSP
32	010922	1	Hosetail, $\frac{1}{4}$ " x $\frac{3}{8}$ "
33	010910	1	Elbow Galvanised M/F $\frac{1}{4}$ " BSP
34	010516	2	Jubilee Clip No M00
35	010958	0.20	Hose $\frac{3}{8}$ "
36	011172	2	Swivel Elbow $\frac{3}{8}$ " BSP
37	011153	1	Dowty Seal $\frac{3}{8}$ " BSP
38	011152	2	Dowty Seal $\frac{1}{4}$ " BSP
39	010930	2	Hosetail $\frac{3}{8}$ " BSP x $\frac{5}{8}$ "
40	010919	1	Tee Galvanised $\frac{3}{4}$ "
41	010946	1	Reduction Bush $\frac{3}{4}$ " x $\frac{3}{8}$ " BSP
42	001121	1	Hose $\frac{1}{4}$ " x 270 mm - Straight End
43	002008	1	Adapter Bulkhead $\frac{3}{8}$ " BSP
44	011205	1	Swivel Elbow $\frac{3}{8}$ " BSP F/F
45	011310	1	Hose $\frac{3}{8}$ " x 300 mm
47	011269	1	Adaptor Bulkhead $\frac{1}{4}$ " BSP
48	028761	1	Carrier
49	000123	4	Socket Cap Screw M8 x 12 mm
50	025599	1	Valve Regulator - Power Steering pump
51	011167	2	Adaptor $\frac{1}{2}$ " x $\frac{3}{8}$ " BSP
52	011154	3	Dowty Seal $\frac{1}{2}$ " BSP
53	011160	1	Adaptor $\frac{1}{2}$ " BSP
54	000009	2	Hex Bolt M8 x 55 mm
55	011092	2	Washer M8
56	011073	2	Nyloc Nut M8
57	011171	1	Elbow, Swivel $\frac{1}{4}$ " BSP
58	011158	1	Adaptor $\frac{1}{4}$ " BSP

When ordering replacement parts, always give the machine's Serial Number and specify Part Number, Quantity & Description



HIGH-PRESSURE PUMP ARRANGEMENT


When ordering replacement parts, always give the machine's Serial Number and specify Part Number, Quantity & Description



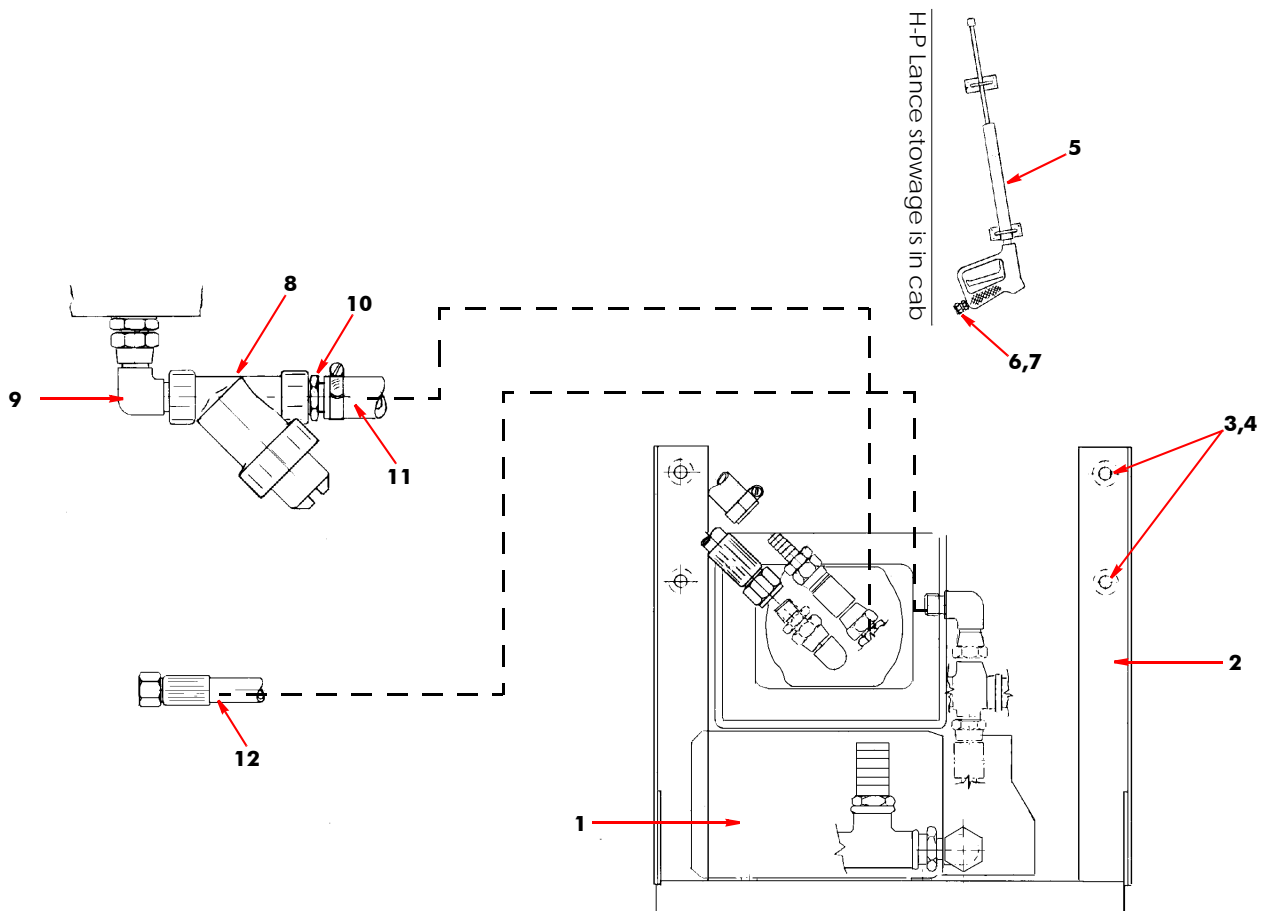
<i>Item</i>	<i>Part Number</i>	<i>Quantity</i>	<i>Description</i>
	030597		WATER FILTER - HIGH-PRESSURE SYSTEM
1	010121	1	Filter
2	011174	1	. Elbow
3	010931	1	. Hose Tail $\frac{3}{4}$ " x 1"

<i>Item</i>	<i>Part Number</i>	<i>Quantity</i>	<i>Description</i>
			HIGH-PRESSURE SPRAY SYSTEM - LAYOUT
1	015017	1	. High-Pressure Pump Assembly
2	028761	1	. . Carrier, High-Pressure Pump (Located Behind Front Spray Bar)
3	011711	2	. . Spacer
4	012981	2	. . Spacer
5	010748	1	. Lance (Mounted In Cab Under Seats)
NI	014666	1	. . Jet for Lance
6	011159	1	. . Adapter
7	024463	1	. . . Swivel Joint
8	025290	1	. Filter Assembly
9	011174	1	. . Elbow
10	010931	1	. . Hosetail $\frac{3}{4}$ " x 1" BSP
11	010959	1.4 m	. . Hose
	010518	2	. . . Jubilee Clip
12	011301	1	. . Hose Assembly
NI	020451	1	. HOSE REEL, AUTO RETRACTING Page H17

When ordering replacement parts, always give the machine's Serial Number and specify Part Number, Quantity & Description



WATER FILTER - HIGH-PRESSURE SYSTEM



HIGH-PRESSURE SPRAY SYSTEM LAYOUT

When ordering replacement parts, always give the machine's Serial Number and specify Part Number, Quantity & Description






<i>Item</i>	<i>Part Number</i>	<i>Quantity</i>	<i>Description</i>
HIGH-PRESSURE SPRAY BAR ASSEMBLY			
1	034073	1	Spray Bar
2	010112	5	Nozzle Body (Brass)
3	030951	5	Nozzle Cap (Brass)
4	012316	5	Spray Jet LF4-80
5	002169	2	Banjo Bolt, 1/2" BSP
6	011154	2	Seal, Dowty 1/2" BSP
7	023148	2	U Bolt
8	011257	1	Ball Valve, 1/4" BSP
9	010944	2	Nipple Hex 1/4" BSP
10	034308	1	Hose, Rubber
11	011152	2	Seal, Dowty 1/4" BSP
12	011169	2	Elbow, Swivel, 1/4" BSP F/F

<i>Item</i>	<i>Part Number</i>	<i>Quantity</i>	<i>Description</i>
ADJUSTABLE SPRAYBAR MOUNT			
034180			
1	034074	1	Centre Pivot, French Spraybar
2	028007	1	Clamp Plate
3	000248	2	M8 Grip Nut with Inset
4	011073	2	M8 Nyloc Nut
5	027982	4	Pipe Clamp Block 25 mm Single
6	027990	2	Pipe Clamp Top Plate
7	026173	1	Plastic Plug 25.4 (Black)
8	018253	NI	Assembly H.P.F.S.B Fit

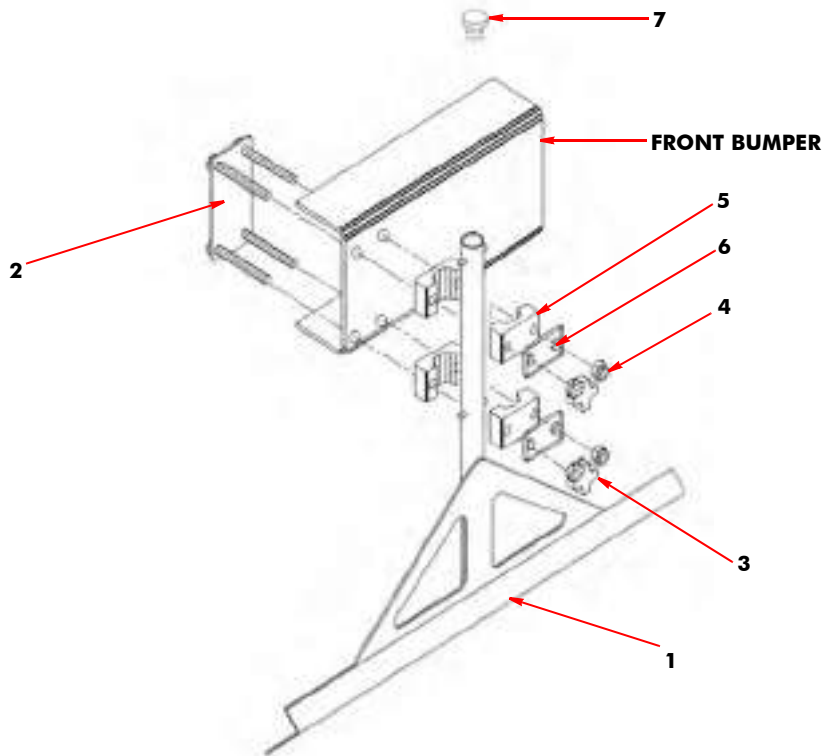
When ordering replacement parts, always give the machine's Serial Number and specify Part Number, Quantity & Description



1,2,3,4,5,6,7

8,9,10,11,12

HIGH-PRESSURE SPRAY BAR



ADJUSTABLE HIGH-PRESSURE SPRAYBAR MOUNT

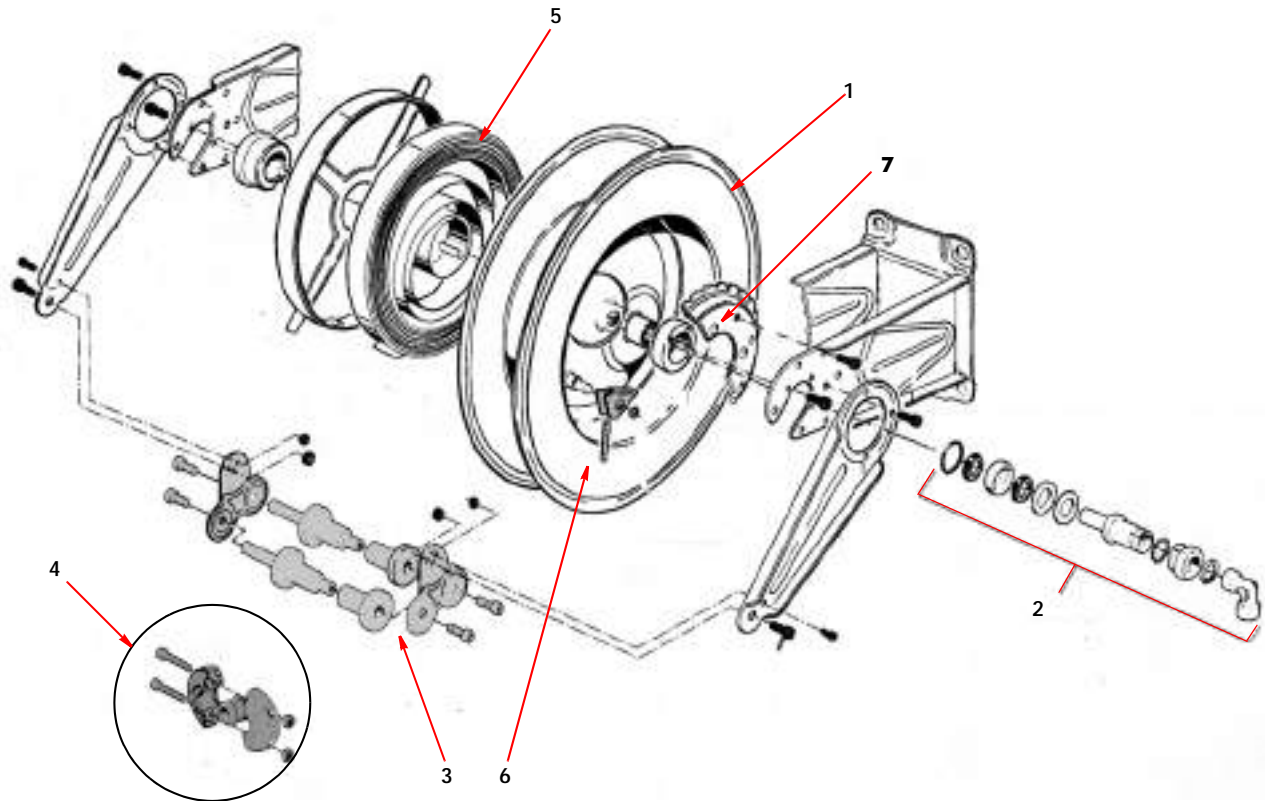


When ordering replacement parts, always give the machine's Serial Number and specify Part Number, Quantity & Description



<i>Item</i>	<i>Part no</i>	<i>Quantity</i>	<i>Description</i>
HOSE REEL - COMPONENT PARTS			
1	020451	1	. Automatic Hose Reel Complete Less Hose)
2	024230	1	.. Swivel Elbow Assembly
3	025238	1	.. Roller Assembly
4	026217	1	.. Clamp
5	026753	1	.. Spring, Coiled (Used on Stainless Steel Reels Only)
5	026752	1	.. Spring, Coiled (Used on Green / Blue Painted Reels Only)
6	026754	1	.. Spring, Tension
NI	010601	13 m	.. Hose, Reinforced
7	030570	1	.. Ratchet

When ordering replacement parts, always give the machine's Serial Number and specify Part Number, Quantity & Description



AUTOMATIC HOSE REEL



When ordering replacement parts, always give the machine's Serial Number and specify Part Number, Quantity & Description



THIS PAGE INTENTIONALLY LEFT BLANK

When ordering replacement parts, always give the machine's Serial Number and specify Part Number, Quantity & Description

ILLUSTRATED PARTS CATALOGUE

SCARAB VM MINOR - CANbus

SECTION J HYDRAULIC SYSTEM & RELATED COMPONENTS

TABLE OF CONTENTS




Assembly/Description	Page
Main Valve Block Assembly	1
Brush Valve Block Assembly	3
Front Brush 'STOP WHEN RAISED' Valve Components	3
Transmission Pump Assembly	5
Radiator Assembly	7
Oil Tank & Manifold Assembly	9
Steel Pipe Listing	11
Rubber Hose Listings	11
Rubber Hose Listings	12
Hopper Rams and Related parts	13
Hydraulic Brush Rams machines	13

**FOR DETAILS OF THE DRIVE MOTOR ASSEMBLY,
PLEASE REFER TO SECTION B OF THIS MANUAL**



<i>Item</i>	<i>Part Number</i>	<i>Quantity</i>	<i>Description</i>
	026787-9		MAIN VALVE BLOCK ASSEMBLY
1	025121	1	Main Valve Block
2	014663	10	. Solenoid (GS023300N)
3	014655	10	. . Coil, 14 Watt
4	025891	1	. Solenoid (GS041300N)
5	021753	1	. . Coil, 19 Watt
6	021744	1	. Solenoid (GS042100N)
7	021768	1	. . Coil, 28 Watt
8	020005	4	. Solenoid (GS05300)
9	004208	4	. . Coil, 18 Watt
10	033918	1	. Relief Valve, Brush Lift (AO2B2HZ1-120N)
11	033917	1	. Relief Valve, Main (AO4B2PT32-170N)
NI	032823	2	. . Relief Valve Cap
NI	004205	1	Check Valve (D04B2-21N)
NI	004295	1	. Pilot Piston (PP045P)

When ordering replacement parts, always give the machine's Serial Number and specify Part Number, Quantity & Description



J

**EURO 4 MAIN VALVE BLOCK ASSEMBLY
Dual Sweep Version Shown**

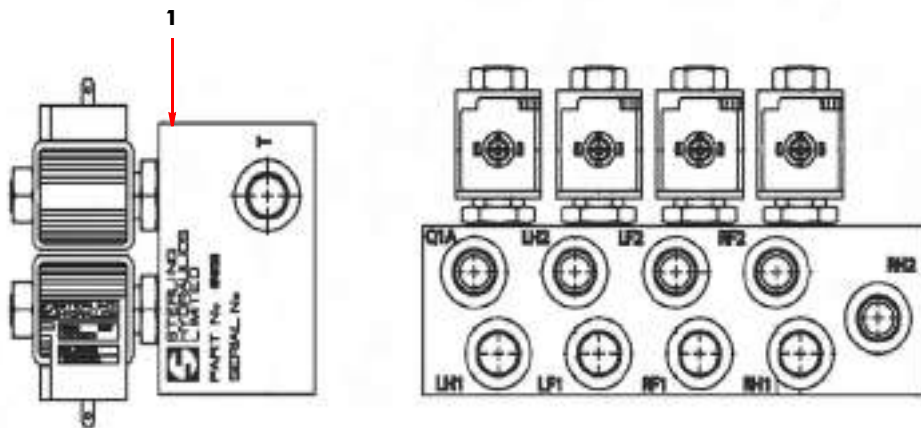
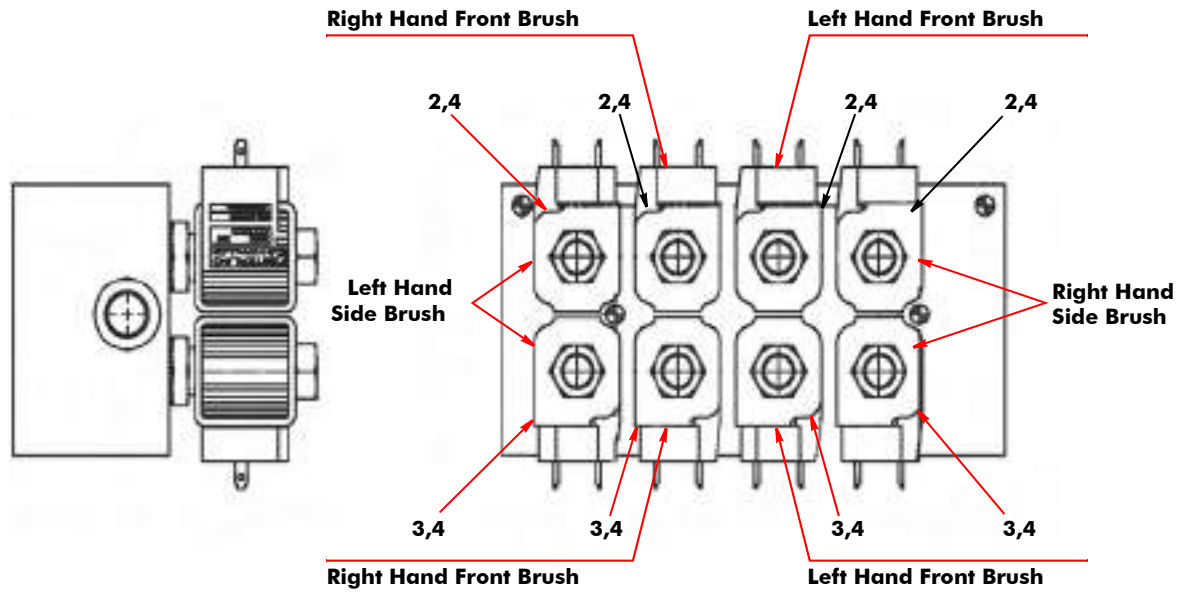
When ordering replacement parts, always give the machine's Serial Number and specify Part Number, Quantity & Description



<i>Item</i>	<i>Part Number</i>	<i>Quantity</i>	<i>Description</i>
	026790		BRUSH VALVE BLOCK
1	025119	1	Valve Block 4 Spool, Sterling BSK15696-B
2	014661	4	. Solenoid Valve GS041200N
3	025890	4	. Solenoid Valve GS040200N
4	021753	8	. Solenoid Coil, CCP 19 Watt, 12 Volt
NI	011153	11	. Seal, Dowty $\frac{3}{8}$ " BSP
NI	011159	3	. Adaptor $\frac{3}{8}$ " BSP
NI	020903	7	. Stud, Male, 12 x $\frac{3}{8}$ " BSP
NI	011242	1	. Plug, $\frac{3}{8}$ " BSP
NI	000141	2	. Cap Screw, Skt hd, M6 x 80 mm Long

<i>Item</i>	<i>Part Number</i>	<i>Quantity</i>	<i>Description</i>
	028074		FRONT BRUSH 'STOP WHEN RAISED' VALVE COMPONENTS
NI	025890	2	Valve - GS040200N
NI	014661	2	Valve - GS041200N]
NI	021753	4	Coil 12 Volt / 19 Watt
NI	028234	1	Wiring Loom - Front Brush Stop

When ordering replacement parts, always give the machine's Serial Number and specify Part Number, Quantity & Description



NOTE:

Left or Right side brush valve positions will be blanked off according to build configuration unless M/C is dual sweep.

For special build configurations not covered here, i.e. utilising either of the spare side brush positions, please refer to your Scarab agent or to the Scarab Parts Department, stating M/C Serial Number and details of any non-standard fittings.

BRUSH CONTROL VALVE BLOCK


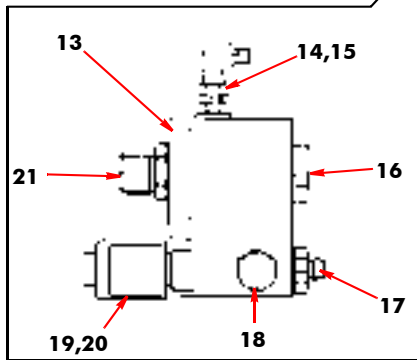
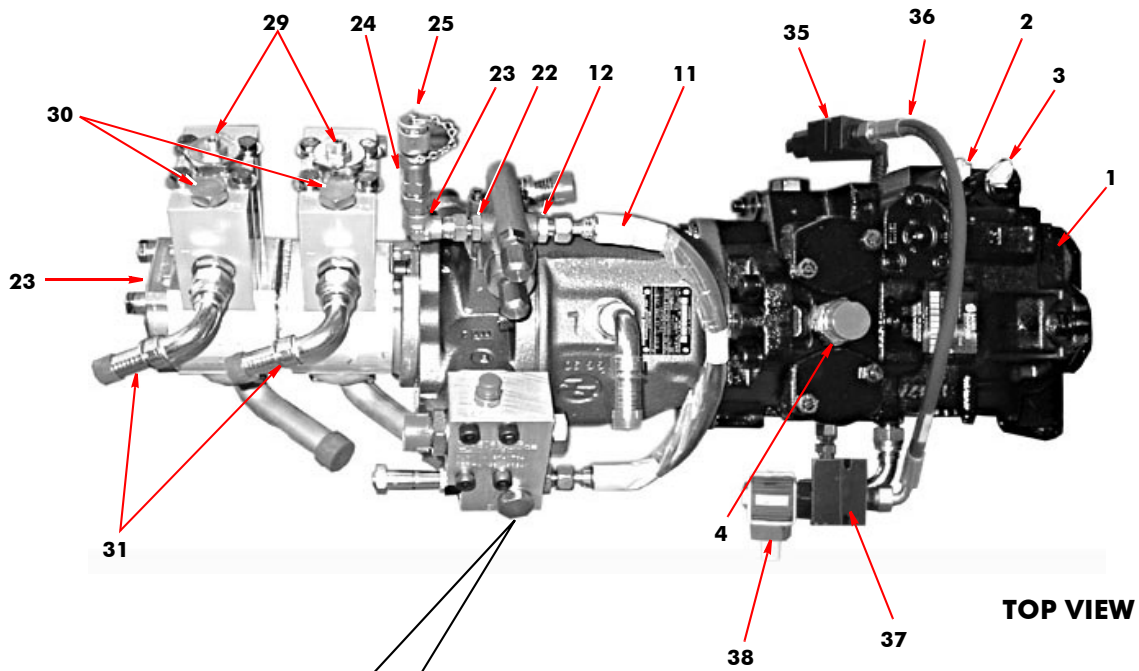
When ordering replacement parts, always give the machine's Serial Number and specify Part Number, Quantity & Description





Item	Part Number	Quantity	Description
	025815/026331		TRANSMISSION PUMP ASSEMBLY
1	024516	1	. Pump, transmission
2	026655	1	.. Coil, Reverse Drive
3	026655	1	.. Coil, Forward Drive
NI	026033	2	... Plug (Forward/Reverse Coils)
4	002084	1	.. Connector, Straight, $\frac{3}{4}$ " BSP x 1" BSP
5	011226	2	.. Adaptor $\frac{1}{64}$ " UNF x $\frac{1}{2}$ " BSP
6	011173	2	... Elbow, Swivel $\frac{1}{2}$ " BSP
7	011167	1	.. Adaptor, $\frac{1}{2}$ " BSP x $\frac{3}{8}$ " BSP
8	011234	1	... Elbow, Swept, $\frac{1}{2}$ " BSP x $\frac{5}{8}$ " Hosetail
9	028706	2	.. Pressure Relief Valve
10	023620	1	. Pump, Suction Fan
NI	025239	1	.. Seal, Main
11	011318	1	.. Hose Assembly, $\frac{1}{4}$ " BSP x 240 mm Long
12	011227	1	.. Adaptor $\frac{1}{16}$ " UNF x $\frac{1}{4}$ " BSP
13	013689	1	.. Valve Block
NI	012623	1	... Restrictor No. 8
NI	013518	1	... O-Ring
NI	013526	1	... O-Ring
NI	011151	1	... Seal, Dowty, $\frac{1}{8}$ " BSP
14	011163	1	... Adaptor, $\frac{1}{4}$ " BSP x $\frac{1}{8}$ " BSP
15	011171	1	... Elbow, Swivel, $\frac{1}{4}$ " BSP
NI	011155	1	... Seal, Dowty, $\frac{1}{4}$ " BSP
16	011244	1	... Plug, $\frac{3}{4}$ " BSP
NI	011153	1	... Seal, Dowty, $\frac{3}{8}$ " BSP
17	011199	1	... Adaptor, $\frac{3}{8}$ " BSP x $\frac{1}{4}$ " BSP
NI	011153	1	... Seal, Dowty, $\frac{3}{8}$ " BSP
18	011242	1	... Plug $\frac{3}{8}$ " BSP
19	014654	1	... Valve, Solenoid
20	014655	1	... Coil, 12 Volt
NI	011155	1	... Seal, Dowty, $\frac{3}{4}$ " BSP
21	011161	1	... Adaptor, $\frac{1}{4}$ " BSP
22	011227	1	... Adaptor $\frac{1}{16}$ " UNF x $\frac{1}{4}$ " BSP
23	011171	1	... Elbow, Swivel, $\frac{1}{4}$ " BSP
24	010911	1	... Socket, $\frac{1}{4}$ " BSP
25	013036	1	... Test Coupling, $\frac{1}{4}$ " BSP
26	012471	1	.. Elbow 1 $\frac{1}{4}$ " SAE
27	022675	1	... Flange Kit, Split, 1 $\frac{1}{4}$ " BSP
28	031971	1	.. Gear Pump, Single (From October 2005)
28	024593	1	.. Gear Pump, Single
NI	030628	1	.. Seal Kit, (Single Gear Pump 024593)
NI	031970	1	.. Gear Pump, Double (From October 2005)
28	024592	1	.. Gear pump, Double
NI	030629	1	... Seal Kit, (Double Gear Pump 024592)
29	024537	2	... Valve Flow Control
NI	002127	As Req	... O-Ring Kit (024537 Valve Flow Control or 024486)
NI	000227	4	... Bolt, Hex hd, M8 x 110 mm Long
NI	011153	1	... Seal, Dowty
30	011242	1	... Plug
31	002079	1	... Elbow, 90° Swept, $\frac{3}{4}$ " BSP, Hosetail
32	011167	1	... Adaptor $\frac{1}{2}$ " BSP x $\frac{3}{8}$ " BSP
33	011172	1	... Elbow, Swivel, $\frac{3}{8}$ " BSP
34	025037	2	... Elbow, Suction
35	013887	1	Valve, Relief, $\frac{1}{4}$ " BSP
36	011319	1	. Hose, Assembly, $\frac{1}{4}$ " BSP x 360 mm Long
37	013888	1	.. Valve, $\frac{1}{4}$ " BSP, Reverse
38	014655	1	.. Coil, 12v
NI	014687	1	... Soleniod, GS021100N (Aluminium Body)
NI	030631	1	... Soleniod, GS021300N (Steel Body)
NI	013518	4	. O-Ring
NI	011154	4	. Seal, Dowty, $\frac{1}{2}$ " BSP
NI	011160	2	. Adaptor, $\frac{1}{2}$ " BSP
NI	002000	1	... Flange Split, Kit, $\frac{3}{4}$ " SAE
NI	002000	1	... Flange Split, Kit, $\frac{3}{4}$ " SAE
NI	030529	1	. Hydro Braking Pressure Switch 220Bar Rising

When ordering replacement parts, always give the machine's Serial Number and specify Part Number, Quantity & Description



TRANSMISSION PUMP ASSEMBLY

When ordering replacement parts, always give the machine's Serial Number and specify Part Number, Quantity & Description

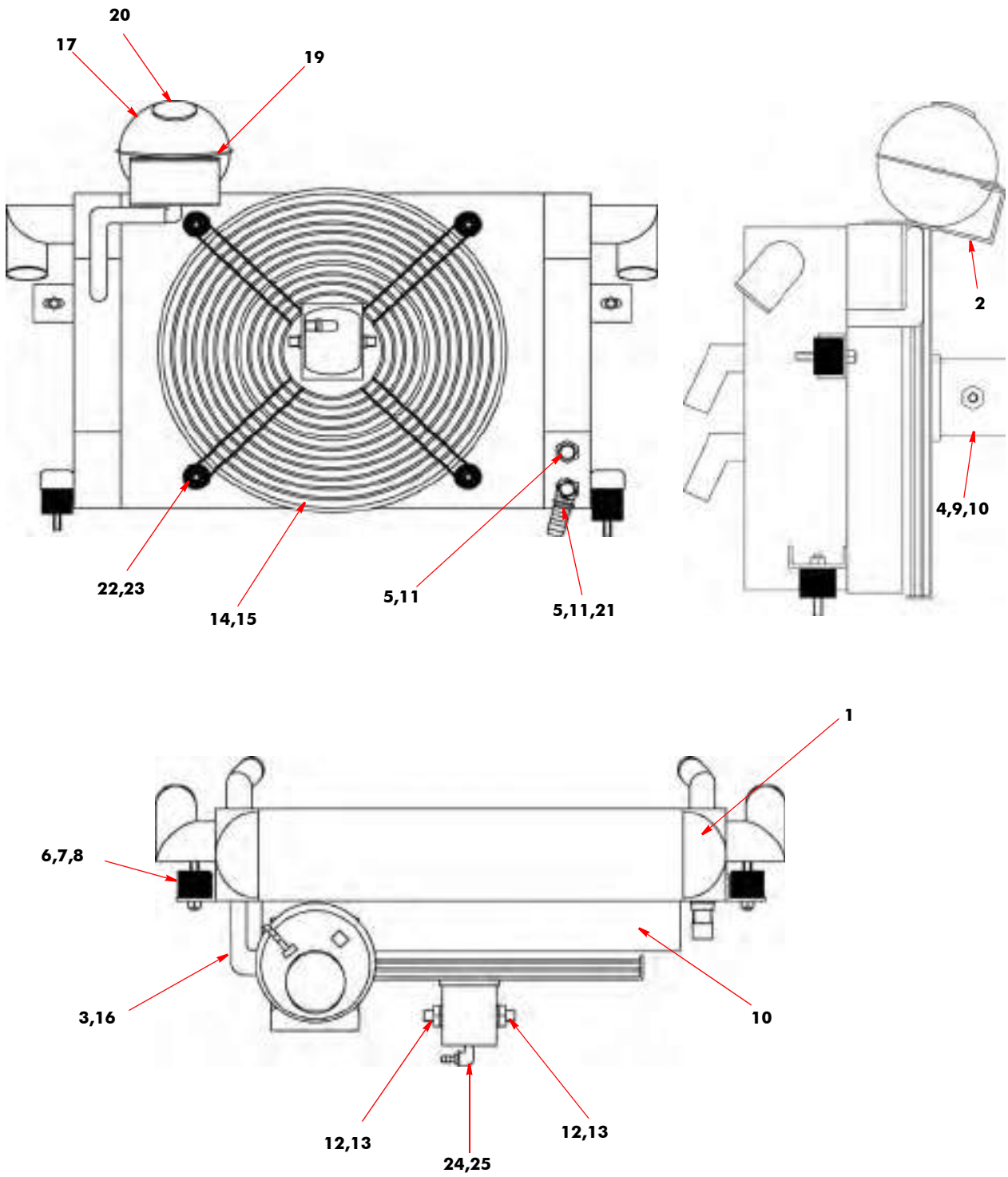




<i>Item</i>	<i>Part Number</i>	<i>Quantity</i>	<i>Description</i>
RADIATOR ASSEMBLY			
1	034130	1	Radiator/Cooler
2	032873	1	Header Tank Bracket
3	032956	1	Rubber Elbow 16/19
4	025372	1	Hydraulic Motor 14 cc
5	002082	2	Dowty Seal M26
6	013409	4	Rubber Mount
7	011075	4	Nut M10, Nyloc
8	011094	4	Plain Washer M10
9	011011	4	Bolt, Hex M8 x 25 mm
10	011073	12	Nyloc, Nut M8
11	002074	2	Adaptor M26 x $\frac{3}{4}$ " BSP
12	011154	2	Dowty Seal $\frac{1}{2}$ "
13	011167	2	Red Adaptor $\frac{1}{2}$ " x $\frac{3}{8}$ "
14	025900	1	Fan (SPARE)
15	025901	1	Grill
16	010517	2	Jubilee Clip
17	020517	1	Expansion Bottle
18	011067	4	Bolt, Hex M6 x 20 mm
19	011071	4	Nut M6
20	020518	1	Cap Expansion Bottle
21	011210	1	Elbow 1" to $\frac{3}{4}$ "
22	010313	4	Anti Vibration Mount
23	011012	4	Bolt, Hex M8 x 30 mm
24	010910	1	Elbow $\frac{1}{4}$ " x $\frac{1}{4}$ " M/F
25	010922	1	Hose Straight $\frac{1}{4}$ " to $\frac{3}{8}$ "

NOTE: For piping arrangement please go to Section A3

When ordering replacement parts, always give the machine's Serial Number and specify Part Number, Quantity & Description



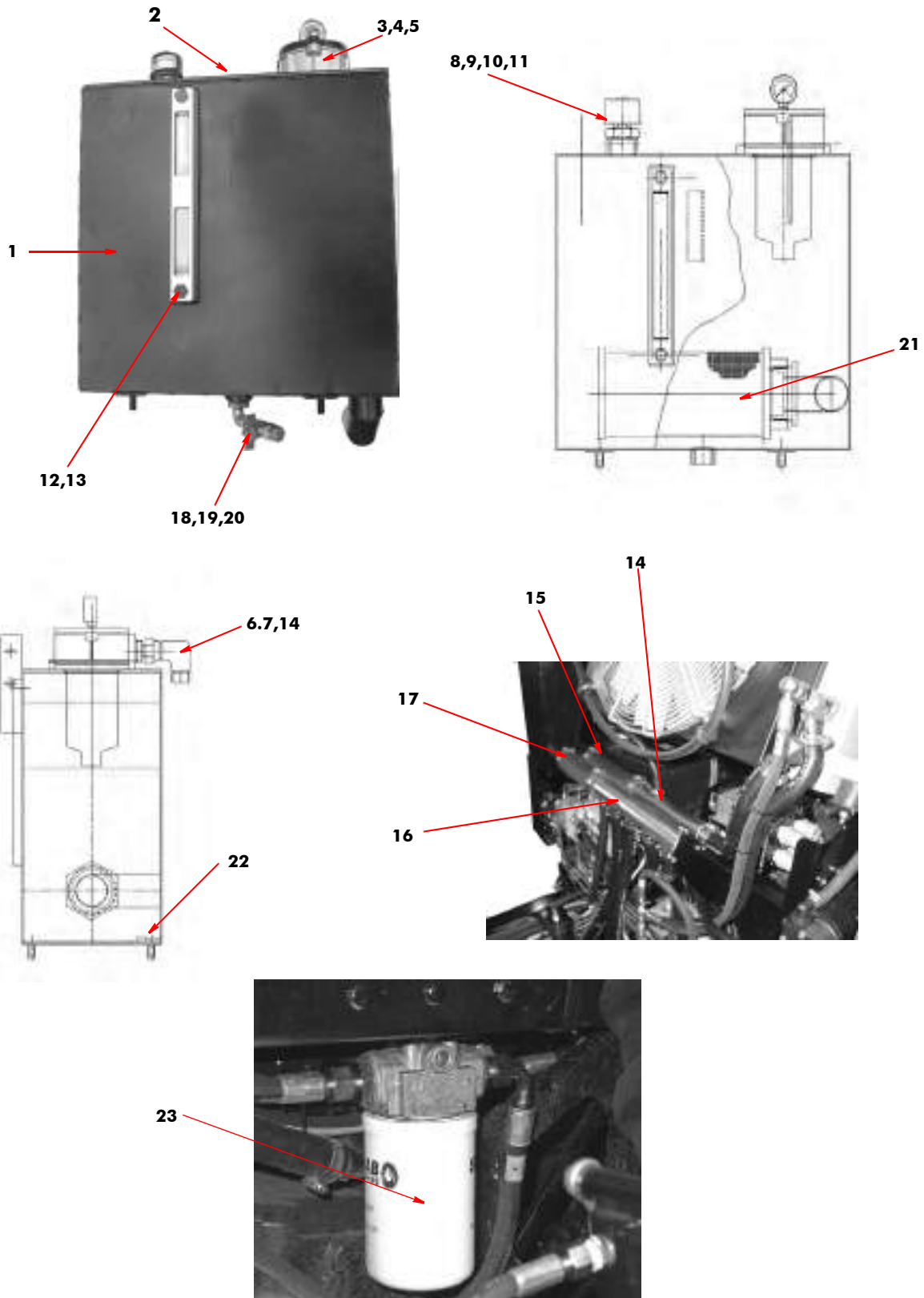
RADIATOR ASSEMBLY

When ordering replacement parts, always give the machine's Serial Number and specify Part Number, Quantity & Description



<i>Item</i>	<i>Part Number</i>	<i>Quantity</i>	<i>Description</i>
OIL TANK & MANIFOLD ASSEMBLY			
1	025142	1	Oil Tank
2	022781	1	. Lid, Oil Tank
NI	011111	24	. Screw, Taptite, 10-32 x 1/2"
NI	022782	1	. Gasket, Oil Tank
3	021719	1	Gauge, Filter Return
4	011723	1	Filter, Return (Complete)
5	011972	1	. . Filter, Return Element Only
NI	022163	1	. . O-Ring Kit (011723 Filter Return)
NI	030907	1	. . Spring (011723 Filter Return)
6	011174	1	. Elbow, Swivel, 3/4" BSP
7	011161	1	. Adaptor, 3/4" BSP
8	020688	1	Filter, Breather
9	020689	1	. Plug
10	011156	1	. Seal, Dowty 1" BSP
11	011152	1	. Seal, Dowty 1/4" BSP
12	023155	1	Gauge, Fluid Level
13	021979	2	. Rubber Seal
14	027742	1	Manifold Oil Tank Feed
15	022442	1	Hose 2" 280 mm Long
16	025148	1	Manifold Oil Return
17	021575	1	Hose 2" 230 mm Long
18	011743	1	Ball Valve 1/4" BSP
19	010917	1	Elbow, M/F, 3/4" BSP
20	010944	1	Nipple 1/4" BSP
NI	011241	1	Plug 1/4" BSP
21	020687	1	Filter, Suction
22	010305	1	. Magnet (Inside Tank)
NI	028760	1	Label - Oil Tank
23	021038	1	Oil Filter Assembly

When ordering replacement parts, always give the machine's Serial Number and specify Part Number, Quantity & Description



J

OIL TANK & MANIFOLD ASSEMBLY

When ordering replacement parts, always give the machine's Serial Number and specify Part Number, Quantity & Description



<i>Item</i>	<i>Part Number</i>	<i>Quantity</i>	<i>Description</i>
STEEL PIPE LISTING			
NI	033245	1	Hydraulic Pipe - LF1 - LH FRONT BRUSH
NI	033246	1	Hydraulic Pipe - LF2 -LH FRONT BRUSH
NI	033251	1	Hydraulic Pipe - C1- LH FRONT BRUSH LIFT
NI	033252	1	Hydraulic Pipe - C2 - LH FRONT BRUSH SWING
NI	027696	1	Hydraulic Pipe - VALVE BLOCK LH1 - LH SIDE BRUSH
NI	027697	1	Hydraulic Pipe - VALVE BLOCK LH2 - LH SIDE BRUSH
NI	026903	1	Hydraulic Pipe - BLOCK - LH SIDE BLOCK
NI	026904	1	Hydraulic Pipe - LH2 - LH SIDE BRUSH
NI	026922	1	Hydraulic Pipe - C7 - LH SIDE BRUSH LIFT
NI	026917	1	Hydraulic Pipe - C9 - LH NOZZLE
NI	033545	1	Hydraulic Pipe - C6 - LH/RH NOZZLE TILT
NI	033547	1	Hydraulic Pipe - C6 - LH NOZZLE TILT
NI	033548	1	Hydraulic Pipe - C6 - LH NOZZLE TILT (Dual Sweep)
NI	026899	1	Hydraulic Pipe - D - HIGH-PRESSURE PUMP
NI	026902	1	Hydraulic Pipe - HIGH-PRESSURE PUMP RETURN
NI	033247	1	Hydraulic Pipe - RF1 - RH FRONT BRUSH
NI	033248	1	Hydraulic Pipe - RF2 - RH FRONT BRUSH
NI	033249	1	Hydraulic Pipe - C4 - RH FRONT BRUSH LIFT
NI	026909	1	Hydraulic Pipe - C4 - RH FRONT BRUSH LIFT
NI	033250	1	Hydraulic Pipe - C5 - RH FRONT BRUSH SWING
NI	026910	1	Hydraulic Pipe - C5 - RH FRONT BRUSH SWING
NI	026906	1	Hydraulic Pipe - RH1 - RH SIDE BRUSH
NI	026907	1	Hydraulic Pipe - RH2 - RH SIDE BRUSH
NI	026911	1	Hydraulic Pipe - C3 RH SIDE BRUSH SWING
NI	026916	1	Hydraulic Pipe - C10 - RH NOZZLE
NI	033546	1	Hydraulic Pipe - C6 - RH NOZZLE TILT
NI	027694	1	Hydraulic Pipe - WIDESWEEP- MANIFOLD
NI	026908	1	Hydraulic Pipe - T - WIDESWEEP
NI	026905	1	Hydraulic Pipe - WIDESWEEP RETURN
NI	027695	1	Hydraulic Pipe - BLOCK - WIDESWEEP
NI	026923	1	Hydraulic Pipe - C8 - WIDE SWEEP LIFT
NI	026914	1	Hydraulic Pipe - A - HOPPER
NI	026915	1	Hydraulic Pipe - B - HOPPER
NI	026918	1	Hydraulic Pipe - FAN PUMP TO C
<i>Item</i>	<i>Part Number</i>	<i>Quantity</i>	<i>Description</i>
RUBBER HOSES COMMON ON, LH, RH, DUAL SWEEP M/Cs			
NI	001070	1	Hose $\frac{5}{8}$ " x 4350 (ST/90) - FAN RETURN
NI	001075	1	Hose $\frac{1}{2}$ " x 500 (ST/90) - SAUER PUMP - FILTER
NI	001076	1	Hose $\frac{1}{2}$ " x 600 (ST/90) - SAUER PUMP - FILTER
NI	001163	4	Hose $\frac{3}{8}$ " x 1030 (ST/90) - FRONT BRUSH MOTOR
NI	001085	1	Hose $\frac{3}{8}$ " x 4300 (ST/90) - H/P PUMP - HOSE REEL
NI	011342	1	Hose $\frac{3}{8}$ " x 2540(ST/90) - COOLER MOTOR - G/PUMP 2
NI	001167	1	Hose $\frac{3}{8}$ " x1200 (ST/ST) - COOLER MOTOR - RESTRICTOR
NI	001084	1	Hose $\frac{3}{8}$ " x 2330 (ST/90) - RESTRICTOR - AIR COM PUMP
NI	011342	1	Hose $\frac{3}{8}$ " x 2540 (ST/90) - AIR CON PUMP - TEE
NI	001088	1	Hose $\frac{3}{8}$ " x 580 (ST/90) - TEE - SWEEP WASH VALVE
NI	011342	1	Hose $\frac{3}{8}$ " x 2540(ST/90) - AIR CON PUMP - RESTRICTOR
NI	001100	2	Hose $\frac{1}{4}$ " x 460 (ST/90) - FRONT BRUSH SWING
NI	001101	2	Hose $\frac{1}{4}$ " x 1125 (ST/90) - FRONT BRUSH LIFT

When ordering replacement parts, always give the machine's Serial Number and specify Part Number, Quantity & Description



Item	Part Number	Item	Part Number	Quantity	Description
RUBBER HOSES COMMON ON LH, RH, DUAL SWEEP M/Cs					
NI	014157	1			Hose $\frac{5}{8}$ " x 2230 (ST/90) - FAN PUMP - HOPPER
NI	001104	2			Hose $\frac{1}{4}$ " x 900 (ST/90) - S/PIPE - HOPPER RAM
NI	001088	1			Hose $\frac{3}{8}$ " x 750 (ST/90) - S/PIPE - H/P PUMP (Return)
NI	001008	1			Hose $\frac{3}{8}$ " x 650 (ST/90) - S/PIPE - H/P PUMP (Feed)
NI	011309	1			Hose $\frac{3}{8}$ " x 432 (ST/90) - S/PIPE - TEE
NI	001220	1			Hose $\frac{3}{8}$ " x 410 (ST/90) - TEE - TEE
NI	001219	1			Hose $\frac{5}{8}$ " x 360 (ST/90) - TEE COOLER
NI	001230	1			Hose $\frac{3}{8}$ " x 1460 (90/90) - POWER STEERING PUMP- RESTRICTOR
NI	001103	1			Hose $\frac{1}{4}$ " x 265 (ST/90) - SIDE BRUSH SWING
NI	001105	1			Hose $\frac{1}{4}$ " x 400 (ST/90) - SIDE BRUSH LIFT
NI	010990	1			Hose $\frac{1}{4}$ " x 600 (90/90) - S/PIPE - NOZZLE TILT
NI	001101	2			Hose $\frac{1}{4}$ " x 1125 (ST/90) - S/PIPE - MANIFOLD (Hi-TIP)
NI	001105	2			Hose $\frac{1}{4}$ " x 400 (ST/90) - MANIFOLD -HOPPER RAM (1.3 Hi-Tip)
NI	001100	2			Hose $\frac{1}{4}$ " x 460 (ST/90) - MANIFOLD - HOPPER RAM (1.3 Hi-Tip)
NI	010990	2			Hose $\frac{1}{4}$ " x 600 (ST/90) - MANIFOLD - HOPPER RAM (1.6 Hi-Tip)
NI	010991	2			Hose $\frac{1}{4}$ " x 550 (ST/90) - MANIFOLD - HOPPER RAM (1.6 Hi-Tip)

Item	Part Number	Quantity	Description
RUBBER HOSES ON RH SWEEP M/Cs ONLY			
NI	001082	2	Hose $\frac{3}{8}$ " x 700 (90/90) - SIDE BRUSH
NI	001105	1	Hose $\frac{1}{4}$ " x 400 (ST/90) - WIDE SWEEP LIFT
NI	001108	1	Hose $\frac{1}{4}$ " x 750 (ST/90) - S/PIPE - FAN PUMP
NI	010980	1	Hose $\frac{1}{4}$ " x 432 (ST/90) - HOPPER VALVE - S/PIPE
NI	001024	1	Hose $\frac{1}{4}$ " x 770 (ST/90) - HOPPER RAM - S/PIPE
NI	011340	1	Hose $\frac{1}{4}$ " x 3000 (ST/90) - STREETWASH VALVE - FRONT SPRAY BAR
NI	001090	1	Hose $\frac{3}{8}$ " x 880 (ST/90) - SWEEP/WASH VALVE - G/PUMP
NI	001226	1	Hose $\frac{3}{8}$ " x 530 (ST/90) - RESTRICTOR - STEERING BOX
NI	001226	1	Hose $\frac{3}{8}$ " x 530 (ST/90) - BOX - RETURN MANIFOLD

Item	Part Number	Quantity	Description
RUBBER HOSES ON LH SWEEP M/Cs ONLY			
NI	001081	2	Hose $\frac{3}{8}$ " x 650 (90/90) - SIDE BRUSH
NI	001130	1	Hose $\frac{1}{4}$ " x 265 (ST/90) - WIDE SWEEP LIFT
NI	001105	1	Hose $\frac{1}{4}$ " x 400 (ST/90) - S/PIPE - NOZZLE TILT
NI	001105	1	Hose $\frac{1}{4}$ " x 400 (ST/90) - NOZZEL LIFT
NI	001108	1	Hose $\frac{1}{4}$ " x 750 (ST/90) - BLOCK - FAN PUMP
NI	001120	1	Hose $\frac{3}{8}$ " x 432 (ST/90) - S/PIPE - TEE
NI	001088	2	Hose $\frac{3}{8}$ " x 580 (ST/90) - S/PIPE - WIDE SWEEP
NI	001227	1	Hose $\frac{3}{8}$ " x 680 (ST/90) - RESTRICTOR - STEERING BOX
NI	001227	1	Hose $\frac{3}{8}$ " x 680 (ST/90) - BOX - RETURN MANIFOLD

Item	Part Number	Quantity	Description
RUBBER HOSES LH DRIVE DUAL SWEEP M/Cs ONLY			
NI	001019	2	Hose $\frac{3}{8}$ " x 820 (ST/90) S/PIPE - WIDE SWEEP
NI	001105	1	Hose $\frac{3}{8}$ " x 400 (ST/90) S/PIPE - WIDE SWEEP LIFT

If in doubt contact the Parts Department quoting your Machine Serial number.

When ordering replacement parts, always give the machine's Serial Number and specify Part Number, Quantity & Description





THIS PAGE INTENTIONALLY LEFT BLANK

When ordering replacement parts, always give the machine's Serial Number and specify Part Number, Quantity & Description

ILLUSTRATED PARTS CATALOGUE

SCARAB VM MINOR - CANbus

SECTION K ELECTRICAL SYSTEM & RELATED EQUIPMENT



TABLE OF CONTENTS

Assembly/Description	Page
Fuse Panel Assembly & Relays.	1
Wiring Looms Euro 3 CANbus.	3
CANbus Components	3
Cab Internal Electrical Components	3
Head Lamps - Rear Lamps & Side Markers	4
Work Lamps - Beacons & Bulbs	4
Electrical Components - Gantry	4



<i>Item</i>	<i>Part Number</i>	<i>Quantity</i>	<i>Description</i>
FUSE PANEL ASSEMBLY - ASSOCIATED PARTS			
1	031658	1	Fuse Panel Frame
2	014286	17	5 amp Fuse Blade
3	014288	5	10 amp Fuse Blade
4	014289	5	15 amp Fuse Blade
5	014290	3	20 amp Fuse Blade
6	014292	3	30 amp Fuse Blade
7	031668	1	Intermittent Wash/Wipe Control Unit
8	011768	11	Cross over Relay
9	100125	1	Indicator Relay
10	031996	1	6 Way Fuse Holder
11	032427	1	ZG-Hydrive-B Node
12	033483	1	LABEL - FUSE & RELAY INFORMATION
NI	025750	1	Fuse box Door Cover
NI	021326	2	Dsuz Fastener Receptacle
NI	021327	2	Dsuz Fastener Stud
NI	021328	2	Dsuz Fastener Retainer

When ordering replacement parts, always give the machine's Serial Number and specify Part Number, Quantity & Description



FUSE PANEL ASSEMBLY

When ordering replacement parts, always give the machine's Serial Number and specify Part Number, Quantity & Description





<i>Item</i>	<i>Part Number</i>	<i>Quantity</i>	<i>Description</i>
WIRING LOOMS			
NI	031403	1	Wiring Loom Streetwash
NI	031402	1	Wiring loom Towbar
NI	031401	1	Wiring Loom HP Pump D/Pump
NI	031400	1	Wiring loom RH Valeo Lights
NI	031399	1	Wiring Loom LH Valeo Lights
NI	031398	1	Wiring Loom Chassis Rear Lights
NI	032646	1	Wiring Loom B DDD Spec
NI	032645	1	Wiring Loom B no Brush Stops
NI	032643	1	Wiring Loom A Hydraulics....
NI	032642	1	Wiring Loom Drive
NI	032845	1	Wiring Loom Earth Point to Battery (Negative)
NI	032851	1	Wiring Loom Battery to Cab (Positive)
NI	032852	1	Wiring Loom Earth Point to Cab (Negative)
NI	032640	1	Wiring Loom CAB
NI	032007	1	Wiring Loom Teal Hand Wash
NI	031885	1	Wiring Sub Loom 2 Speed Wiper
NI	032641	1	Wiring Loom K ECU
NI	034037	1	Wiring Loom Rear Door & Ext Buttons
NI	033218	1	Wiring Loom Handbrake/Brake Lights

<i>Item</i>	<i>Part Number</i>	<i>Quantity</i>	<i>Description</i>
CANbus ELECTRICAL COMPONENTS			
NI	032539	2	NODE Z GA CANODE-HC-B (2 PCB)Page C5
NI	031228	1	. Support - Node
NI	033089	1	Door Pod 6 Button Controller
NI	033088	1	Main Control 23 Button controller & display
NI	032427	1	Node, Hydrostatic Drive

<i>Item</i>	<i>Part Number</i>	<i>Quantity</i>	<i>Description</i>
ELECTRICAL COMPONENTS - In-Cab			
NI	031599	1	Radio/CD Player
NI	031745	1	Speakers Flush type
NI	013749	1	Interior light
NI	028108	1	Mobile phone charger plug
NI	013239	4	Pilot lamps (Dash board)
NI	031740	1	Wiper Motor 2 Speed LHD
NI	031741	1	Wiper Motor 2 Speed RHD

<i>Item</i>	<i>Part Number</i>	<i>Quantity</i>	<i>Description</i>
ELECTRICAL COMPONENTS - Switches			
NI	032910	2	Handbrake/Brake Light Switch
NI	032627	1	Hopper Raise sensor

When ordering replacement parts, always give the machine's Serial Number and specify Part Number, Quantity & Description



<i>Item</i>	<i>Part Number</i>	<i>Quantity</i>	<i>Description</i>
ELECTRICAL COMPONENTS - Head/Rear Lamps & Marker Lights			
NI	025506	1	Headlamp left hand - Left hand DIP. U.K
NI	025504	1	Headlamp left hand - Right hand DIP. Europe
NI	025507	1	Headlamp right hand - Left hand DIP. U.K
NI	025505	1	Headlamp right hand - Right hand DIP. Europe
NI	011498	As Req	. Headlamp Main, Spare bulb 12v 55w
NI	011499	As Req	. Headlamp Dip, Spare bulb 12v 55w
NI	011500	As Req	. Headlamp Sidelight, Spare bulb 12v 4w
NI	028191	1	Bulb Kit (France only)
NI	030669	1	Rear Lamp RH
NI	030952	1	. Lens, rear lamp
NI	014677	1	. . Socket, connector
NI	030668	1	Rear Lamp LH
NI	030952	1	. Lens, rear lamp
NI	014677	1	. . Socket, connector
NI	034187	1	. Guard assembly, rear light (Optional)
NI	013748	2	Indicator, Side marker lamp

<i>Item</i>	<i>Part Number</i>	<i>Quantity</i>	<i>Description</i>
ELECTRICAL COMPONENTS - Work Lamps, Beacons & Light bars			
NI	028599	As Req	Work Lamp 55 W
NI	004232	As Req	. Bulb
NI	004231	As Req	. . Plug & terminals
NI	004055	As Req	. . Rubber boot
NI	010304	1	Beacon 12 Volt
NI	011496	As Req	. Bulb, spare, LLB 448
NI	022097	As Req	. Lens, spare
NI	010297	1	. Bracket, beacon 010304
NI	024173	1	Beacon bar 33"
NI	028552	1	Light bar 20"

<i>Item</i>	<i>Part Number</i>	<i>Quantity</i>	<i>Description</i>
ELECTRICAL COMPONENTS - Gantry			
NI	032985	1	Battery 12 v 100Ah UK019

When ordering replacement parts, always give the machine's Serial Number and specify Part Number, Quantity & Description



THIS PAGE INTENTIONALLY LEFT BLANK

When ordering replacement parts, always give the machine's Serial Number and specify Part Number, Quantity & Description

ILLUSTRATED PARTS CATALOGUE

SCARAB VM MINOR

SECTION L OPTIONAL EQUIPMENT

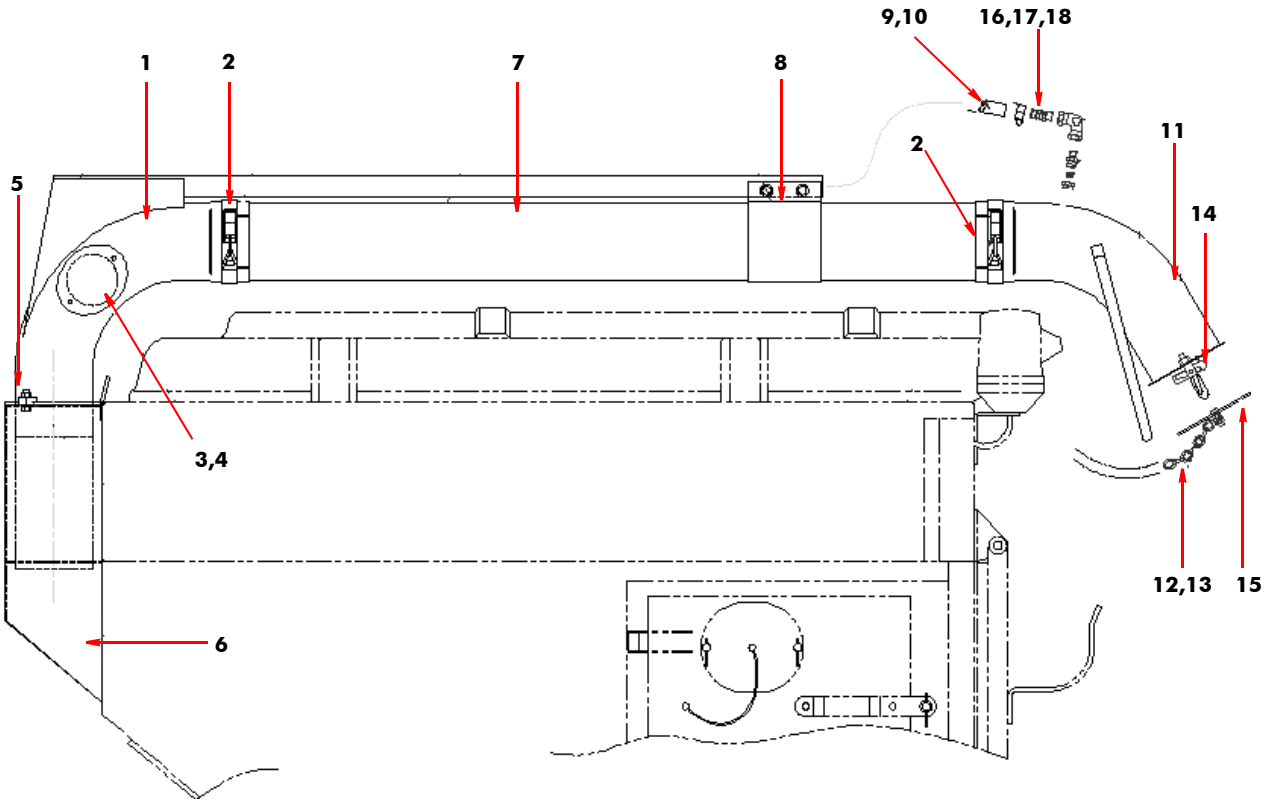
TABLE OF CONTENTS

Assembly/Description	Page
Overhead Suction Boom Assembly	1
Spare Wheel & Carrier Assembly	3
Fan Wash-assist Jet Arrangement	5
Streetwash Spray Bar Assembly	7
Streetwash Control Valve Assembly	9
Streetwash Diverter Valve Assembly	11
Dual Sweep - Auto Flap Control Valve Assembly	11
Standard & Hi-Tip Water Bag Assemblies	13
Hydrant Kit & Mounting	15
Air Conditioning Compressor Arrangement	17
Hydraulically assisted Cab-tilt Assembly	19
Hose Reel with Detergent Injection	21
Detergent Bottle Stowage - Dual Sweep	21
Water Boom Arrangement	23
Hydraulic Rear Door	25
Remote Switch Box - Hopper & Rear Door	27
Assembly Basic Load Sensor	27



<i>Item</i>	<i>Part Number</i>	<i>Quantity</i>	<i>Description</i>
OVERHEAD SUCTION BOOM ARRANGEMENT			
1	026089	1	Support Elbow
2	011808	1	. Clip
3	010746	1	Cover, Elbow
4	011079	2	. Wing Nut
5	011697	2	Clamp
6	026090	1	Housing
7	020284	1	Aluminium suction Tube 1560mm Long
8	023493	1	. Strap, Suction Tube
9	010950	1	Hose $\frac{3}{8}$ " Black
10	010516	2	. Jubilee Clip
11	026088	1	Elbow
12	010526	1	Chain
13	013577	1	. Spring Clip
14	012253	2	Antiluce Small
15	012486	1	Cap Plate
16	010112	1	Nozzle
17	012926	1	. Spray Jet
18	010922	1	. Hose tail $\frac{1}{4}$ " x $\frac{3}{8}$ " BSP
I	010928	1	. Brass Nut $\frac{3}{8}$ "
NI	010526	0.50	Chain Link Small

When ordering replacement parts, always give the machine's Serial Number and specify Part Number, Quantity & Description



OVERHEAD BOOM ARRANGEMENT



When ordering replacement parts, always give the machine's Serial Number and specify Part Number, Quantity & Description

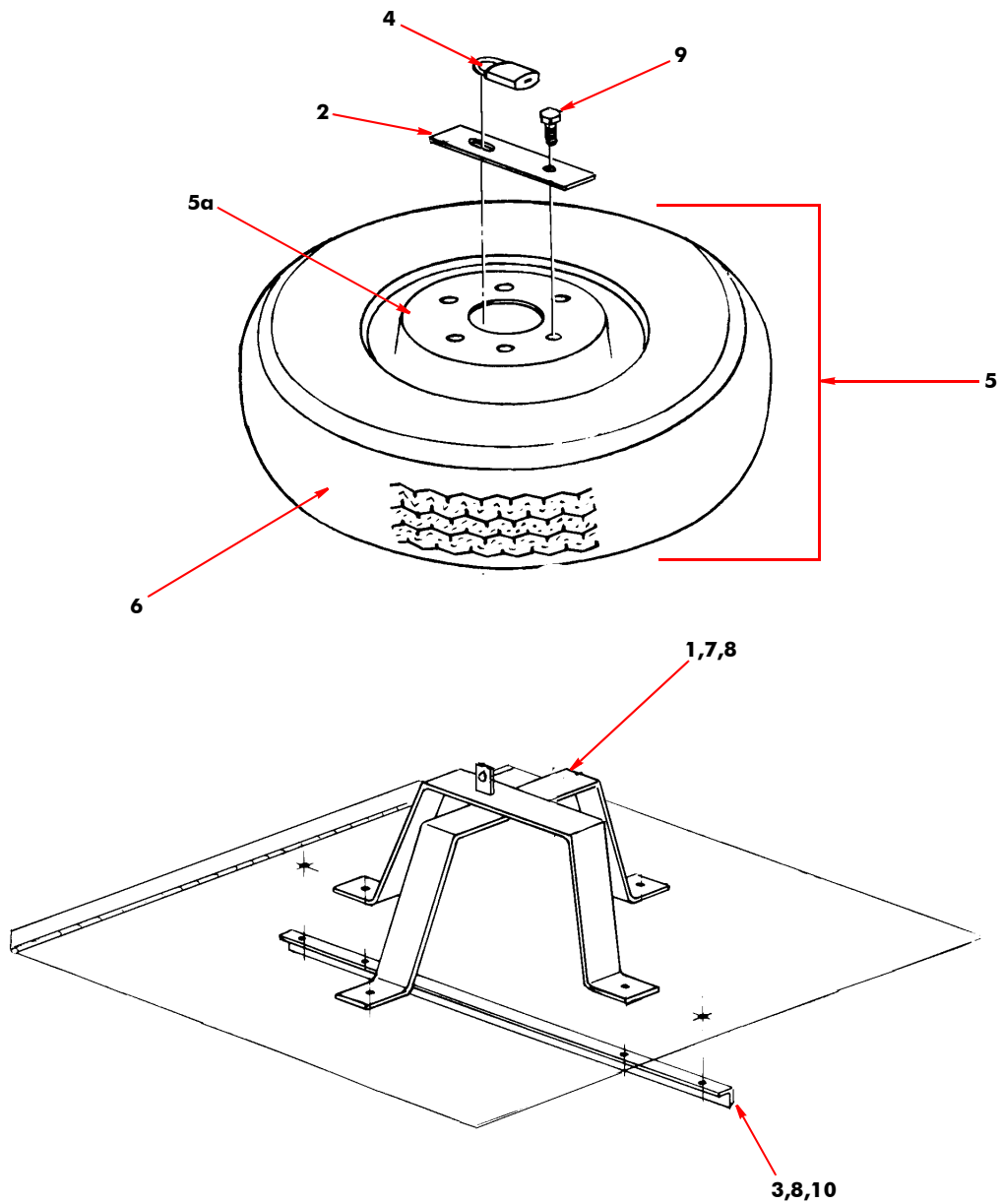


<i>Item</i>	<i>Part Number</i>	<i>Quantity</i>	<i>Description</i>
			SPARE WHEEL & CARRIER ARRANGEMENT
1	014733	1	Spare Wheel Carrier
NI	021874	1	Spare Wheel Carrier (Boom)
2	014734	1	Lock Strap
3	014735	1	Stiffener
4	014746	1	Padlock 50mm
5	018280	1	Wheel assembly
5a	014609	1	. Wheel Rim
6	013463	1	. Tyre 195R 14C
7	011031	4	Bolt, Hex, M10 x 25 mm Long
8	011075	6	Nut M10
9	000024	1	Bolt, Hex, M12 x 50 mm Long
10	011030	6	Bolt, Hex, M10 x 20 mm Long

NOTE:

Please ensure that only item 5a is ordered if just the wheel rim is required.
Only order item 5 if a rim complete with pre-fitted tyre are required.

When ordering replacement parts, always give the machine's Serial Number and specify Part Number, Quantity & Description



SPARE WHEEL & CARRIER ARRANGEMENT

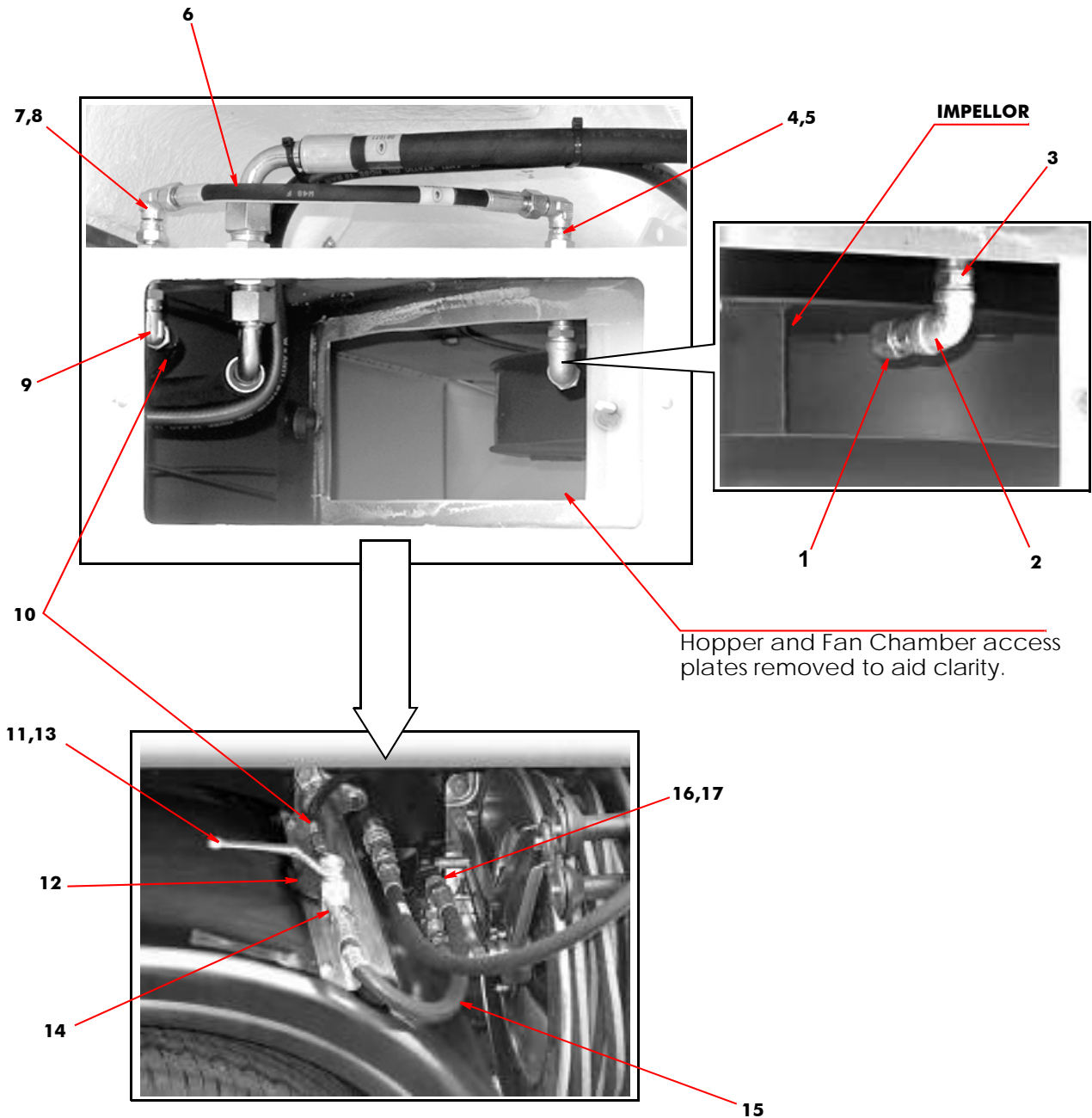


When ordering replacement parts, always give the machine's Serial Number and specify Part Number, Quantity & Description



<i>Item</i>	<i>Part Number</i>	<i>Quantity</i>	<i>Description</i>
	028299		FAN WASH-ASSIST JET ARRANGEMENT
1	030507	1	. Spray jet assembly
2	010912	1	.. Elbow, galvanised, $\frac{1}{4}$ " BSP, F/F
3	002012	1	... Adaptor, swivel, $\frac{1}{4}$ " BSP, M/F
4	011269	1 Adaptor, bulkhead, $\frac{1}{4}$ " BSP
5	011171	1	.. Elbow, swivel, $\frac{1}{4}$ " BSP, M/F
6	011317	1	... Hose assembly, $\frac{1}{4}$ " BSP x 295 mm long
7	011171	1 Elbow, swivel, $\frac{1}{4}$ " BSP, M/F
8	011269	1 Adaptor, bulkhead, $\frac{1}{4}$ " BSP
9	011171	1 Elbow, swivel, $\frac{1}{4}$ " BSP, M/F
10	011326	1	.. Hose assembly, $\frac{1}{4}$ " BSP x 2440 mm long
11	011257	1	.. Valve, ball type, $\frac{1}{4}$ " BSP
12	012548	1	... Bracket, valve mounting
13	011269	1	... Adaptor, bulkhead, $\frac{1}{4}$ " BSP
14	011158	1	... Adaptor, straight, $\frac{1}{4}$ " BSP
15	011309	1	.. Hose assembly, $\frac{3}{8}$ " BSP x 432 mm long
16	011172	1	... Elbow, swivel, $\frac{3}{8}$ " BSP
17	011223	1 Tee, $\frac{3}{8}$ " BSP, nut on run

When ordering replacement parts, always give the machine's Serial Number and specify Part Number, Quantity & Description



FAN WASH-ASSIST JET ARRANGEMENT

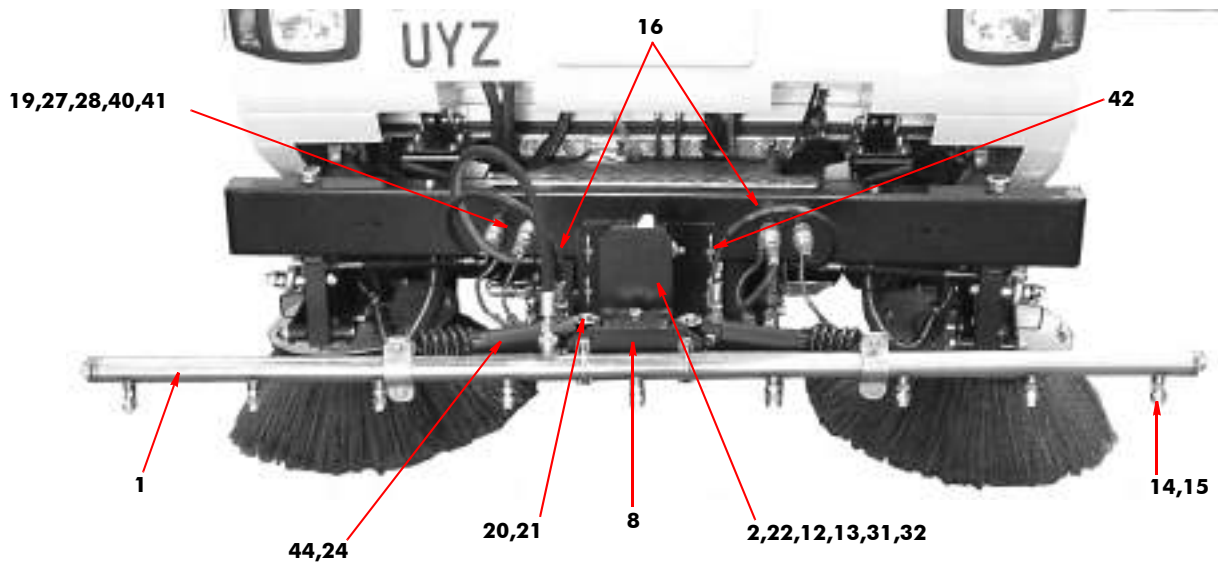
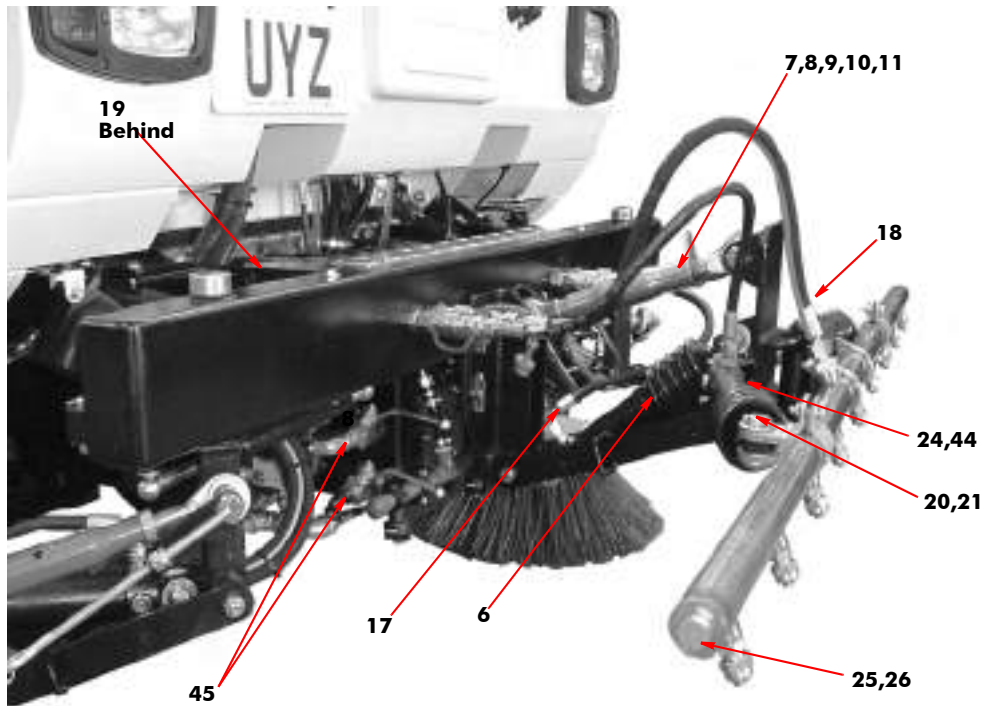
When ordering replacement parts, always give the machine's Serial Number and specify Part Number, Quantity & Description



<i>Item</i>	<i>Part Number</i>	<i>Quantity</i>	<i>Description</i>
	026689		STREETWASHER SPRAY BAR ARRANGEMENT
1	014977	1	Spraybar
2	014978	1	Swivel Bracket
3	014979	1	Mounting Plate
4	014981	2	Ram Pivot
5	014982	2	Clamp
6	014983	2	U clamp, 1 1/2"
7	012973	1	Ram, Hydraulic, No 1
8	014984	1	Pivot Bracket
9	013495	1	Link, Lower
10	013011	1	Top Link
11	014988	1	Coupling Bracket
12	013491	3	Sleeve
13	013488	6	Bush
14	010112	9	Spray Nozzle
15	020027	9	Spray Jet
16	010990	2	Hose 1/4" x 600 mm Long
17	001100	1	Hose 1/4" x 460 mm Long
18	001023	1	Hose 3/8" x 710 mm Long
19	001220	1	Hose 3/8" x 410 mm Long
20	010067	6	Pin 20 x 50
21	011122	12	Split Pin, 3/16" x 1 1/2"
22	010901	3	Grease Nipple
23	011171	3	Swivel Elbow 1/4" BSP M/F
24	012539	3	Restrictor No5
25	011241	2	Plug 1/4" BSP
26	011152	5	Seal, Dowty, 1/4" BSP
27	012983	4	Coupling, Quick Release 3/8" BSP
28	002008	4	Bulkhead Adaptor, 3/8" BSP
29	011140	2	Bolt, Hex, M18 x 90 mm Long
30	011139	2	Nut, M18
31	011259	3	Bolt, Hex, M12 x 130 mm Long
32	011077	3	Nut, M12
33	011031	4	Bolt, Hex, M10 x 25 mm Long
34	011075	4	Nut, M10
35	011010	6	Bolt, Hex, M8 x 20 mm Long
36	011073	2	Nut, M8
37	011093	4	Washer, Spring, M8
38	011199	8	Adaptor, 1/4" x 3/8" BSP
39	011153	8	Seal, Dowty, 3/8" BSP
40	014998	4	Blanking Cap
41	014999	4	Blanking Plug
42	012253	4	Antiluce, Small
43	011159	1	Adapter, 3/8" BSP Equal
44	012974	2	Ram No2
45	011257	1	Ball valve 1/4" BSP

NOTE: CONTROL VALVE FOR STREETWASH SPRAY BAR SEE L9

When ordering replacement parts, always give the machine's Serial Number and specify Part Number, Quantity & Description



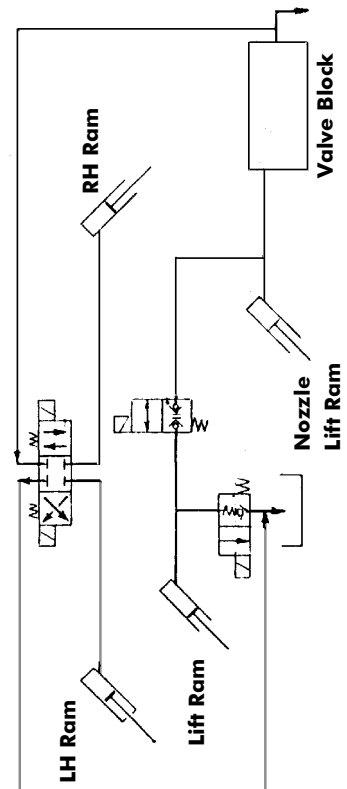
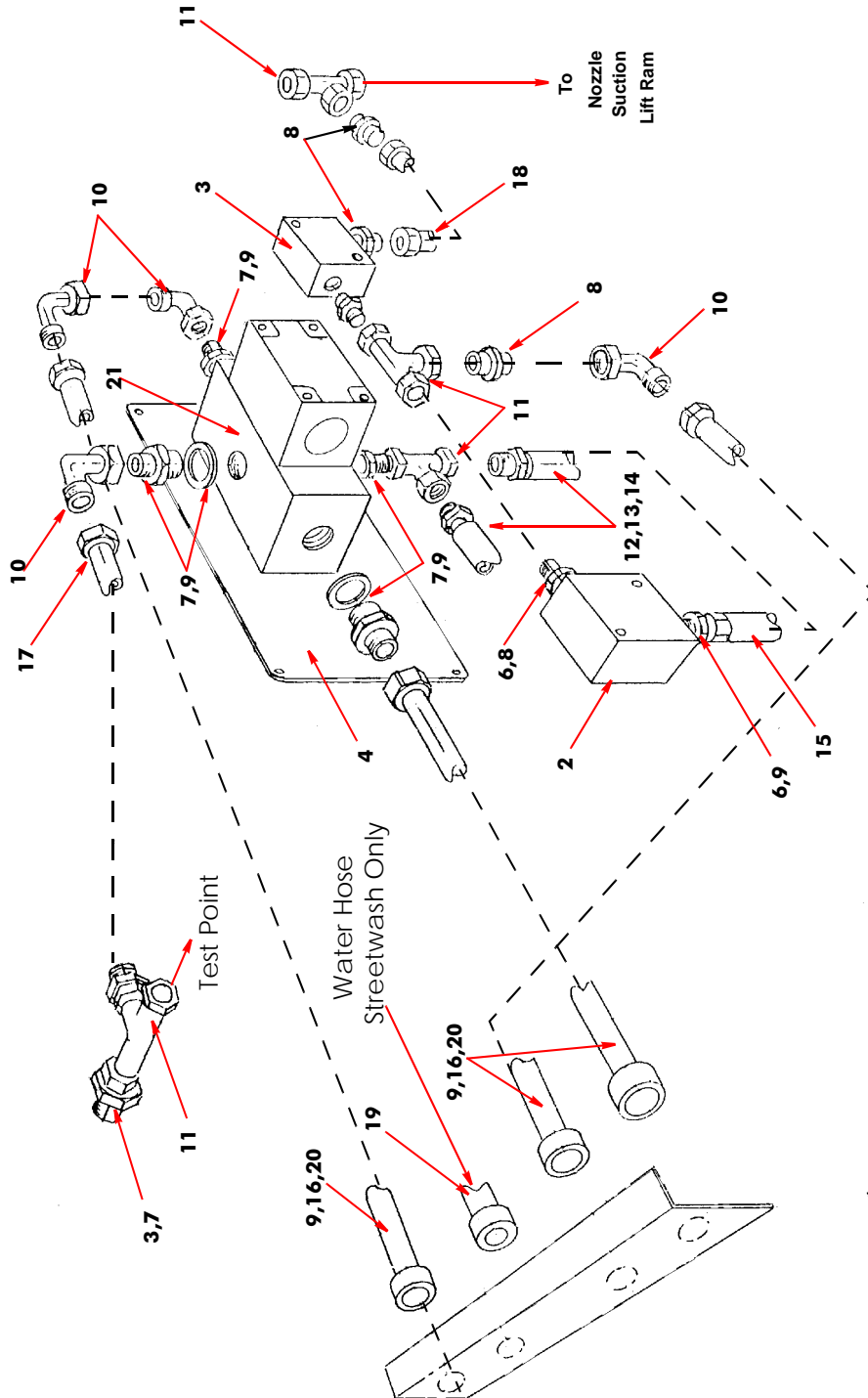
STREETWASH SPRAY BAR ARRANGEMENT

When ordering replacement parts, always give the machine's Serial Number and specify Part Number, Quantity & Description



Item	Part Number	Quantity	Description
CONTROL VALVE ASSEMBLY - STREET WASH KIT			
1	020380	1	Front Mount Hydraulics Assembly (LD Drive)
1	020381	1	Front Mount Hydraulics Assembly (RH Drive)
2	012582	2	. Valve Solenoid, 12 Volt
3	012874	1	. Valve Solenoid, 12 Volt
4	020116	1	. Mounting Plate
	011006	4	. . Cap Screw, M6 x 70 mm Long
	011070	8	. . Nut, Hex, M6
	011014	4	. . Bolt, Hex hd, M8 x 40 mm Long
	011072	4	. . Nut, Hex, M8
	011003	4	. . Bolt, Hex hd, M6 x 50 mm
	000028	3	. . Screw, rd hd, 2BA x 1/2" long
	011078	3	. . Nut, Hex, 2BA
5	014025	12	. . Spacer
6	011152	2	. Seal, Dowty 1/4" BSP
7	011153	7	. Seal, Dowty 3/8" BSP
8	011158	2	. Adaptor, Equal, 1/4" BSP
9	011199	8	. Adaptor, 1/4" x 3/8" BSP
10	011171	4	. Elbow, Swivel, M/F, 1/4" BSP
11	002005	4	. Tee, 1/4" BSP, N/N/N
12	010958	2.0 m	. Hose Fuel 3/8" I/D
13	010516	4	. . Jubilee Clip
14	010922	2	. Hose tail, 1/4" BSP x 3/8"
15	010921	1	. Hosetail, 3/8" BSP x 3/8"
16	010984	3	. Hose Assembly, 1/4" BSP x 2972 mm
17	011317	1	. Hose Assembly, 1/4" BSP x 295 mm
18	010982	1	. Hose Assembly, 1/4" BSP x 1168 mm
19	001220	1	. Hose 3/8" x 410 mm Long
20	011214	3	. Adaptor, F/F 3/8" BSP
21	023810	1	. Valve Assembly 'E' Spool
NI	023569	1	. . Contol Valve 'E' Spool
NI	021505	1	. . Cetop Subplate
NI	010112	1	. Nozzle, Brass

When ordering replacement parts, always give the machine's Serial Number and specify Part Number, Quantity & Description



CONTROL VALVE ASSEMBLY
Mounted on side of chassis.

When ordering replacement parts, always give the machine's Serial Number and specify Part Number, Quantity & Description






Item	Part Number	Quantity	Description
	031369		SWEEP/ WASH DIVERTER VALVE ASSEMBLY
1	020875	1	Sweep & Wash Valve Assembly
2	021810	1	. Bracket Mounting
3	011167	1	. Adaptor $\frac{1}{2}$ " X $\frac{3}{8}$ " BSP
4	021505	1	. Cetop Subplate
5	023567	1	. Control Valve, JA Spool-One S
6	000137	4	. Capscrew, skt hd, M5 x 50 mm Long
7	011159	2	. Adaptor, $\frac{3}{8}$ " BSP
8	011172	2	. Elbow, Swivel, $\frac{3}{8}$ " BSP
9	011153	4	. Seal, Dowty $\frac{3}{8}$ " BSP
10	011242	1	. Plug $\frac{3}{8}$ " BSP
11	011234	1	. Hose Elbow $\frac{1}{2}$ " BSP to $\frac{5}{8}$ "
12	011071	4	. Nut, M6, Nyloc
13	000137	4	. Capscrew, skt hd, M5 x 50 mm Long
14	001090	1	. Hose $\frac{3}{8}$ " X 880 mm long, 90° x 90° (Rotated 180°)

Item	Part Number	Quantity	Description
	024561		AUTO-BLANKING VALVE ARRANGEMENT - DUAL SWEEP
1	023820	2	. Valve assembly, 12 Volt
2	023578	1	. . Control Valve D Spool 12 Volt
3	021505	1	. . Cetop Subplate
	000137	4	. . . Capscrew, skt M5 x 50 mm Long
4	001106	1	. . Hose assembly, Feed to front valve, $\frac{1}{4}$ " BSP x 1820 mm, 90° x Str.
5	011206	1	. . . Tee, $\frac{1}{4}$ " BSP, M/M/Nut on run
6	011171	1 Swivel Elbow $\frac{1}{4}$ " BSP, M/F
7	011199	1 Adaptor, straight, $\frac{3}{8}$ " BSP x $\frac{1}{4}$ " BSP
NI	011153	1 Seal, Dowty $\frac{3}{8}$ " BSP
8	001147*	1	. . Hose assembly, Feed to rear valve, $\frac{1}{4}$ " BSP x 500 mm, 90° ends
NI	011171*	1 Swivel Elbow $\frac{1}{4}$ " BSP, M/F
NI	011199*	1 Adaptor, straight, $\frac{3}{8}$ " BSP x $\frac{1}{4}$ " BSP
NI	011153*	1 Seal, Dowty $\frac{3}{8}$ " BSP
9	001148*	1	. . Hose assy, Inter-valve Return, $\frac{3}{8}$ " BSP x 400 mm, 90° ends (R180°)
NI	011159*	1	. . . Adaptor, straight, $\frac{3}{8}$ " BSP
NI	011153*	1 Seal, Dowty $\frac{3}{8}$ " BSP } on rear valve (LH Blanking Flap)
NI	011159	1	. . . Adaptor, straight, $\frac{3}{8}$ " BSP
NI	011153	1 Seal, Dowty $\frac{3}{8}$ " BSP
10	011172	1	. . . Swivel Elbow $\frac{3}{8}$ " BSP } on front valve (RH Blanking Flap)
11	011223	1 Tee, $\frac{3}{8}$ " BSP, M/M/Nut on run
12	002048	1 Elbow, hose, $\frac{3}{8}$ " BSP x $\frac{3}{8}$ "
13	001101	2	. . Hose assembly, $\frac{1}{4}$ " BSP x 1125 mm, 90° x Str. (to Hopper RH side)
14	011199	1 Adaptor, straight, $\frac{3}{8}$ " BSP x $\frac{1}{4}$ " BSP
NI	011153	1 Dowty Seal $\frac{3}{8}$ " BSP
15	001107	2	. . Hose assembly, $\frac{1}{4}$ " BSP x 1300 mm, 90° x Str. (to Hopper LH side)
16	011199	1	. . . Adaptor, straight, $\frac{3}{8}$ " BSP x $\frac{1}{4}$ " BSP
NI	011153	1 Dowty Seal $\frac{3}{8}$ " BSP
17	021810	1	. . Bracket, sub-plate mounting
	000037	4	. . . Socket Cap Screw M6 x 40 mm Long
	011071	4	. . . Nut, Nyloc M6


NOTE:

On single sweep vehicles the appropriate valve assembly and hoses together with items marked * are omitted.

When ordering replacement parts, always give the machine's Serial Number and specify Part Number, Quantity & Description



SWEEP WASH VALVE ASSEMBLY
Mounted near trunnion ram (Lo-Tip)



CONTROL VALVE - AIR FLAPS (AUTOBLANKING)

When ordering replacement parts, always give the machine's Serial Number and specify Part Number, Quantity & Description

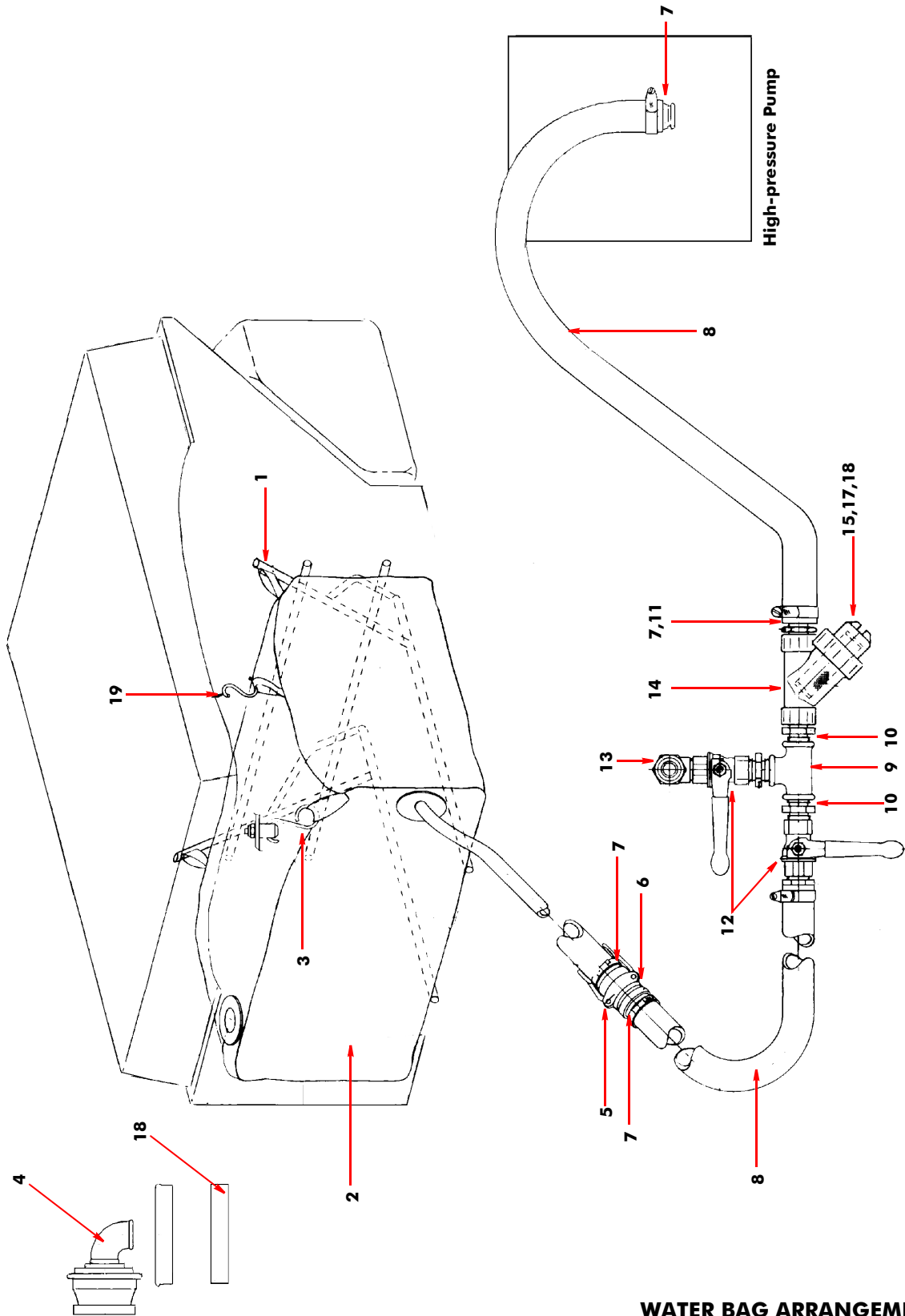




<i>Item</i>	<i>Part Number</i>	<i>Quantity</i>	<i>Description</i>
WATER BAG - LOW TIP ARRANGEMENT			
1	014859	1	Frame, Low Tip
2	014865	1	Water Bag
3	014864	4	Hook
4	013820	1	HYDRANT FILLER Page L15
5	014749	1	Hose Coupling, Female
6	014789	1	Hose Coupling, Male
7	010518	5	Jubilee Clip No1x (40)
8	010959	3.00 m	Hose 1"
9	010919	1	Tee Piece, $\frac{3}{4}$ " BSP
10	011161	3	Adapter, $\frac{3}{4}$ " BSP
11	010931	2	Hose Tail, $\frac{3}{4}$ " x 1" BSP
12	013757	2	Valve, Ball, $\frac{3}{4}$ " BSP
13	011174	1	Elbow, Swivel, $\frac{3}{4}$ " BSP
14	025290	1	Filter Assembly, Water, $\frac{3}{4}$ " BSP
15	021223	1	. Strainer, water filter
16	013661	1	Filler Cap
17	021222	1	Cap for Water Filter
18	021221	1	O-Ring for Water Filter
19	020313	2	Hook

<i>Item</i>	<i>Part Number</i>	<i>Quantity</i>	<i>Description</i>
WATER BAG - HIGH TIP ARRANGEMENT			
1	014444	1	Frame, High Tip
2	014865	1	Water Bag
3	014417	2	Hook
4	013820	1	Hydrant Filler
5	014749	1	Hose Coupling, Female
6	014789	1	Hose Coupling, Male
7	010518	5	Jubilee Clip No1x (40)
8	010959	3.00 m	Hose 1"
9	010919	1	Tee Piece, $\frac{3}{4}$ " BSP
10	011161	3	Adapter, $\frac{3}{4}$ " BSP
11	010931	2	Hose Tail, $\frac{3}{4}$ " x 1" BSP
12	013757	2	Valve, Ball, $\frac{3}{4}$ " BSP
13	011174	1	Elbow, Swivel, $\frac{3}{4}$ " BSP
14	025290	1	Filter Assembly, Water, $\frac{3}{4}$ " BSP
15	021223	1	. Strainer, Water Filter
16	013661	1	Filler Cap
17	021222	1	Cap, Water Filter
18	021221	1	O-Ring, Water Filter
19	020313	2	Hook

When ordering replacement parts, always give the machine's Serial Number and specify Part Number, Quantity & Description



WATER BAG ARRANGEMENT

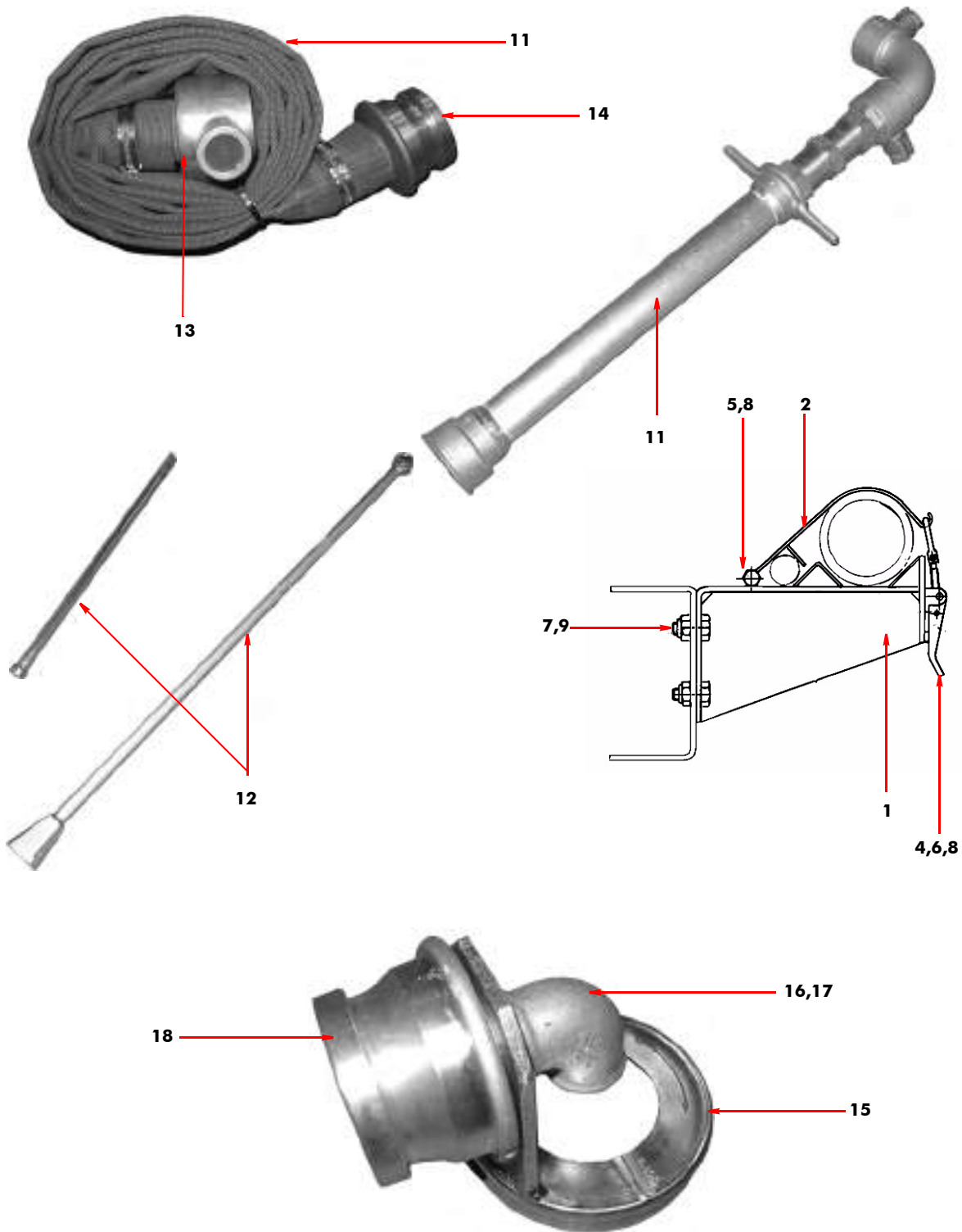
When ordering replacement parts, always give the machine's Serial Number and specify Part Number, Quantity & Description





<i>Item</i>	<i>Part Number</i>	<i>Quantity</i>	<i>Description</i>
HYDRANT FILLER KIT & MOUNTING ITEMS			
1	020484	2	Bracket, Standpipe Mounting
2	020483	2	Strap, Standpipe Mounting
3	013506	1	Pin
4	010509	2	Catch
5	000021	2	Bolt, Hex, M6 x 40 mm Long
6	011002	4	Screw M6 x 16 mm Long
7	011010	4	Bolt, Hex, M8 x 20 mm Long
8	011071	6	Nut, Hex, M6
9	011073	5	Nut, Hex, M8
10	014547	1	Hydrant Hose
11	014544	1	Hydrant Standpipe
12	014545	1	Hydrant Key & Bar
13	013171	1	Hydrant Hosetail
14	014546	1	Hydrant Male Insert
15	013840	1	Filler Cap Assembly
16	010918	1	Elbow, $\frac{3}{4}$ "
17	011104	1	Washer, Plain, 1"
18	013169	1	Hydrant Thread Adaptor

When ordering replacement parts, always give the machine's Serial Number and specify Part Number, Quantity & Description



HYDRANT MOUNTING PARTS & MOUNTING ITEMS



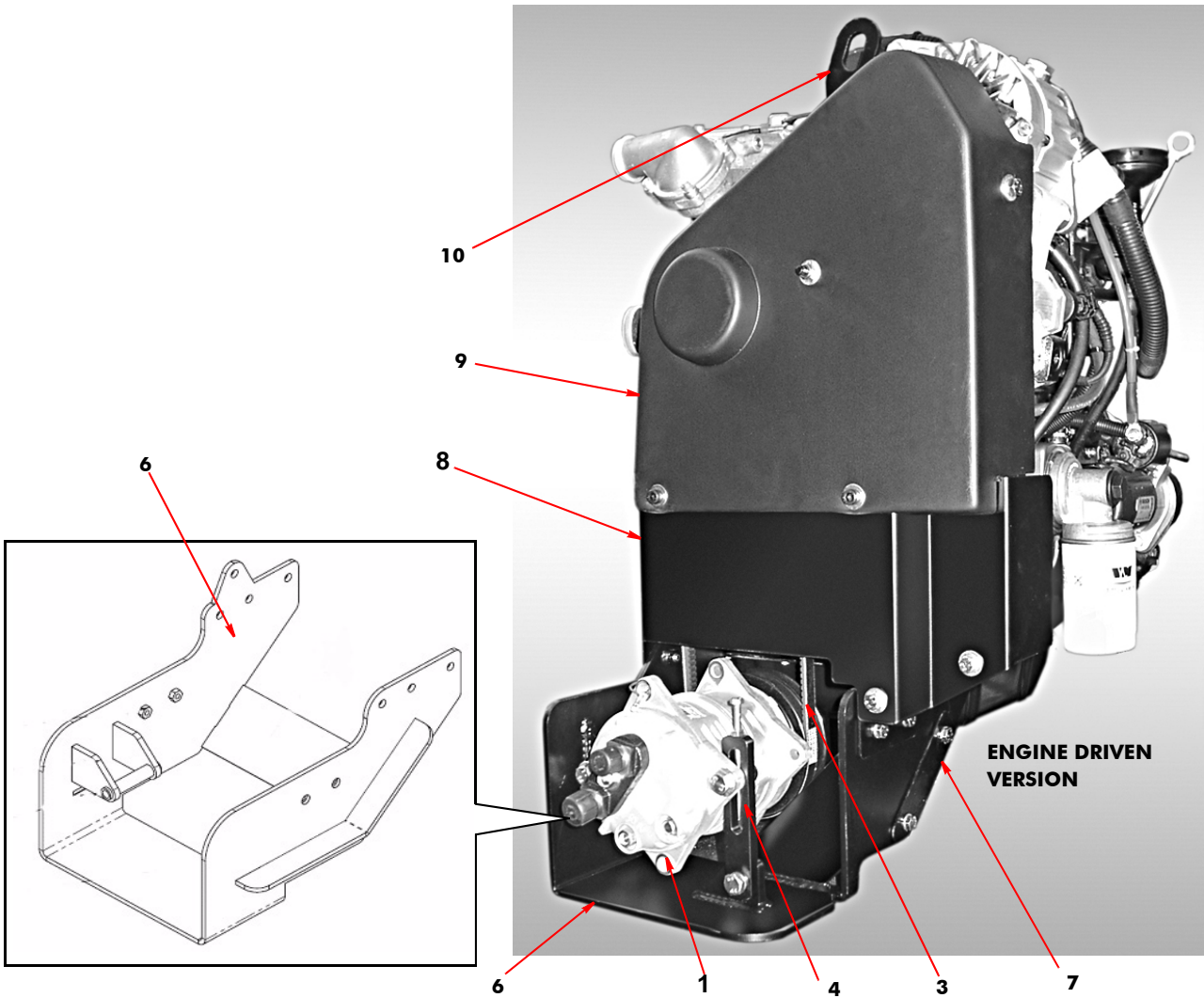
When ordering replacement parts, always give the machine's Serial Number and specify Part Number, Quantity & Description





<i>Item</i>	<i>Part Number</i>	<i>Quantity</i>	<i>Description</i>
			• AIR CONDITIONING COMPRESSOR ARRANGEMENT (Hydraulic Drive)
			• AIR CONDITIONING COMPRESSOR ARRANGEMENT (Engine Driven)
1	027715	1 1	. Compressor unit
2	025372	1 -	. Motor, hydraulic, 14 cc
NI	032704	1 -	.. Pulley
3	025587	1 1	.. V Belt, A29
NI	033893	- 1	. Pulley (VM Engine)
NI	020314	1 -	... Adjuster, drive belt tension
4	033901	- 1	... Adjuster, drive belt tension
	011409	1 1 Setscrew, adjusting, hex hd, M6 x 100 mm long
	011070	1 1 Nut, hex, M6
5	032722	1 -	.. Cover
6	034781	- 1	. Carrier, compressor unit
7	033730	- 1	.. Guard, rear
8	034782	- 1	.. Guard
9	033905	- 1	.. Cover, timing belt (this version only used on air-con installations)
NI	033544	- 1	... Bracket, support, timing belt cover
10	033894	- 1	... Hook, air-con timing belt cover
11	028977	1 1	. Condenser/Radiator (Mounted on Cooler)
NI	026241	1 1	.. Bracket/Support Condenser
NI	028976	1 1	. Receiver Drier / Black Can (Mounted on Gantry)
NI	031633	1 1	. CONTROL PANEL (CAB)Page E5
NI	033482	1 -	.. Wiring Loom, hydraulically driven Euro 4 version
NI	033993	- 1	.. Wiring loom, engine driven Euro 4 version

When ordering replacement parts, always give the machine's Serial Number and specify Part Number, Quantity & Description



AIR CONDITIONING OPTION



When ordering replacement parts, always give the machine's Serial Number and specify Part Number, Quantity & Description






Item	Part Number	Quantity	Description
	032856		HYDRAULICALLY ASSISTED CAB-TILT ARRANGEMENT
1	032810	2	. Ram, double-acting, cab-tilt
NI	011158	1	. . . Adaptor, 1/4" BSP
NI	011152	1 Seal, Dowty, 1/4" BSP
NI	011169	1 Elbow, Swivel, F/F, 1/4" BSP
2	032469	1	. . . Valve, hose-break, 1/4" BSP
NI	001062	1 Hose assembly, 1/4" BSP x 850 mm long
NI	011180	1 Adaptor, Tee, M/M/M, 1/4" BSP
NI	010985	1 Hose assembly, 1/4" BSP x 2150 mm long (port P on pump)
NI	011171	1	. . Elbow, swivel, 1/4" BSP
NI	011152	1	. . . Seal, Dowty, 1/4" BSP
NI	011269	1	. . . Adaptor, bulkhead, 1/4" BSP
NI	010981	1	. . . Hose assembly, 1/4" BSP x 711 mm long
NI	002009	1 Adaptor, Tee, nut-on-branch, 1/4" BSP
NI	003010	1 Adaptor, hose-tail, 1/4" BSP x 3/8"
NI	010958	As Req Hose, 3/8" (tank return via manifold)
NI	010516	2 Hose clip, worm drive (Jubilee MOO 11-16)
3	032829	1	. . Bracket, upper ram-mounting
	011031	2	. . . Setscrew, hex hd, M10 x 25 mm long
	011075	2	. . . Nut, hex, T, M10 Nyloc
	000084	1	. . . Pin, split, 3/32" x 1" long
4	032830	1	. . Step, modified (Left Hand Drive Vehicles)
NI	032831	1	. . Step, modified (Right Hand Drive Vehicles)
5	032474	1	. . Pin, pivot 12 mm Ø x 47.5 mm long (ram lower mounting)
	000084	2 Pin, split, 3/32" x 1" long
6	028307	1	. Hand Pump, cab-tilt
NI	011003	2	. . Setscrew, Hex hd, M6 x 50 mm long
NI	011071	2	. . . Nut, hex, M6, Nyloc
7	033261	1	. . Bracket, hand pump mounting
	011011	4	. . . Setscrew, Hex hd, M8 x 25 mm long
	011073	4	. . . Nut, hex, M8, Nyloc
NI	033994	1	. . . Plate, hand pump spacer
NI	011158	1	. . . Adaptor, 1/4" BSP
NI	011152	1 Seal, Dowty, 1/4" BSP
NI	011206	1 Adaptor, Tee, nut-on-run, 1/4" BSP
8	011257	1	. . Valve, ball, H-P, 1/4" BSP
9	012548	1	. . . Bracket, angle
10	001105	1	. . . Hose assy, 1/4" BSP x 400 mm long (ball valve / port P on pump)
NI	011158	1 Adaptor, 1/4" BSP
NI	011152	1 Seal, Dowty, 1/4" BSP
NI	011269	1 Adaptor, bulkhead, 1/4" BSP
11	011324	1	. . . Hose assy, 1/4" BSP x 360 mm long (ball valve / port T on pump)
NI	011171	1	. . . Elbow, swivel, 1/4" BSP
NI	027188	1	. . . Restrictor, 0.6 mm, 1/4" BSP
NI	011152	1 Seal, Dowty, 1/4" BSP
NI	011158	1	. . Adaptor, 1/4" BSP
NI	011152	1	. . . Seal, Dowty, 1/4" BSP
NI	011171	1	. . Elbow, swivel, 1/4" BSP
NI	003010	2	. . . Adaptor, hose-tail, 1/4" BSP x 3/8"
NI	002005	1	. . . Adaptor, Tee, nuts-on-run & branch, 1/4" BSP
NI	010958	As Req Hose, 3/8" (tank return via tank drain valve)
NI	010516	2 Hose clip, worm drive (Jubilee MOO 11-16)
NI	010909	1	. . . Adaptor, Tee, 1/4" BSP, galvanised (tank drain valve)
NI	011158	1	. . . Adaptor, 1/4" BSP

When ordering replacement parts, always give the machine's Serial Number and specify Part Number, Quantity & Description



SIMILAR ARRANGEMENT ON OPPOSITE SIDE OF CAB
Mudguard moulding removed to aid clarity



LEFT HAND DRIVE POSITION SHOWN
RIGHT HAND DRIVE OPPOSITE

HYDRAULICALLY ASSISTED CAB-TILT ARRANGEMENT

When ordering replacement parts, always give the machine's Serial Number and specify Part Number, Quantity & Description

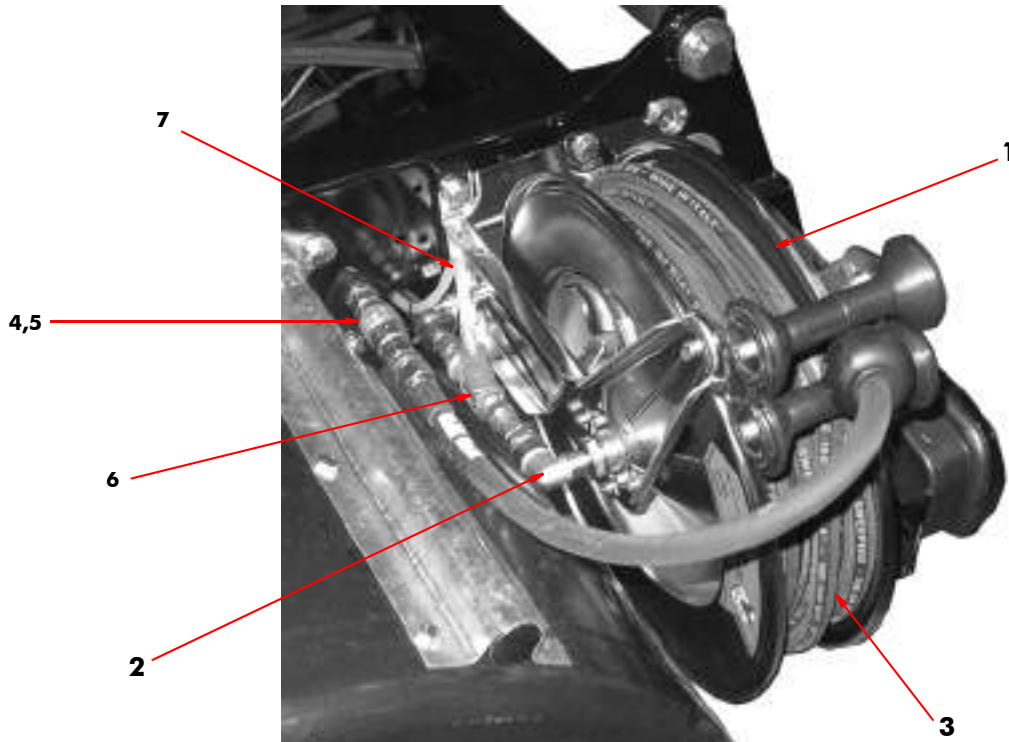




<i>Item</i>	<i>Part no</i>	<i>Quantity</i>	<i>Description</i>
HOSE REEL ARRANGEMENT - WITH DETERGENT INJECTION			
1	020451	1	. Automatic Hose Reel Complete (Less Hose)
2	024230	1	Swivel Elbow Assembly
3	010601	1	Hose $\frac{3}{8}$ " I/D x 13 Metre Length
4	023359	1	Male $\frac{3}{8}$ " Quick Release Coupling
5	023360	1	Female $\frac{3}{8}$ " Quick Release Coupling
6	013573	1	Nozzle injector (Detergent System)
NI	013574	1	Nozzle(Detergent System)
NI	013553	1	Bottle, Clear (Detergent System)
NI	022179	1	. Tray Detergent Bottle
NI	010393	1	. Bracket for Detergent Bottle
NI	013602	2	. Octopus Strap for Bottle
7	013575	As Req	Silicon Tubing (Detergent system)
NI	010748	1	Hand Lance (Located In Cab)

DETERGENT BOTTLE STOWAGE - DUAL SWEEP			
1	010393	1	. Stowage bracket, detergent bottle
2	022451	4	. . Spacer
	011018	4	. . Bolt, hex hd, M8 x 70 mm long
	011073	4	. . Nut, hex M8, Nyloc
	011011	2	. . Bolt, hex hd, M8 x 25 mm long
	011073	2	. . Nut, hex M8, Nyloc
3	010943	1	. Bungee strap


When ordering replacement parts, always give the machine's Serial Number and specify Part Number, Quantity & Description



HOSE REEL ARRANGEMENT

On single sweep vehicles the detergent bottle is located in the unused suction tube void in the water tank (i.e. on the non-sweeping side of the vehicle).

On dual sweep vehicles, the detergent bottle is mounted behind the rear wheel (attached to the forward face of the rear lamp assembly on the opposite side to the hose-reel). If an overhead-mounted hose reel is fitted, the bottle is mounted on the same side as its water-supply hose and connections.



**DETERGENT BOTTLE STOWAGE
DUAL SWEEP**

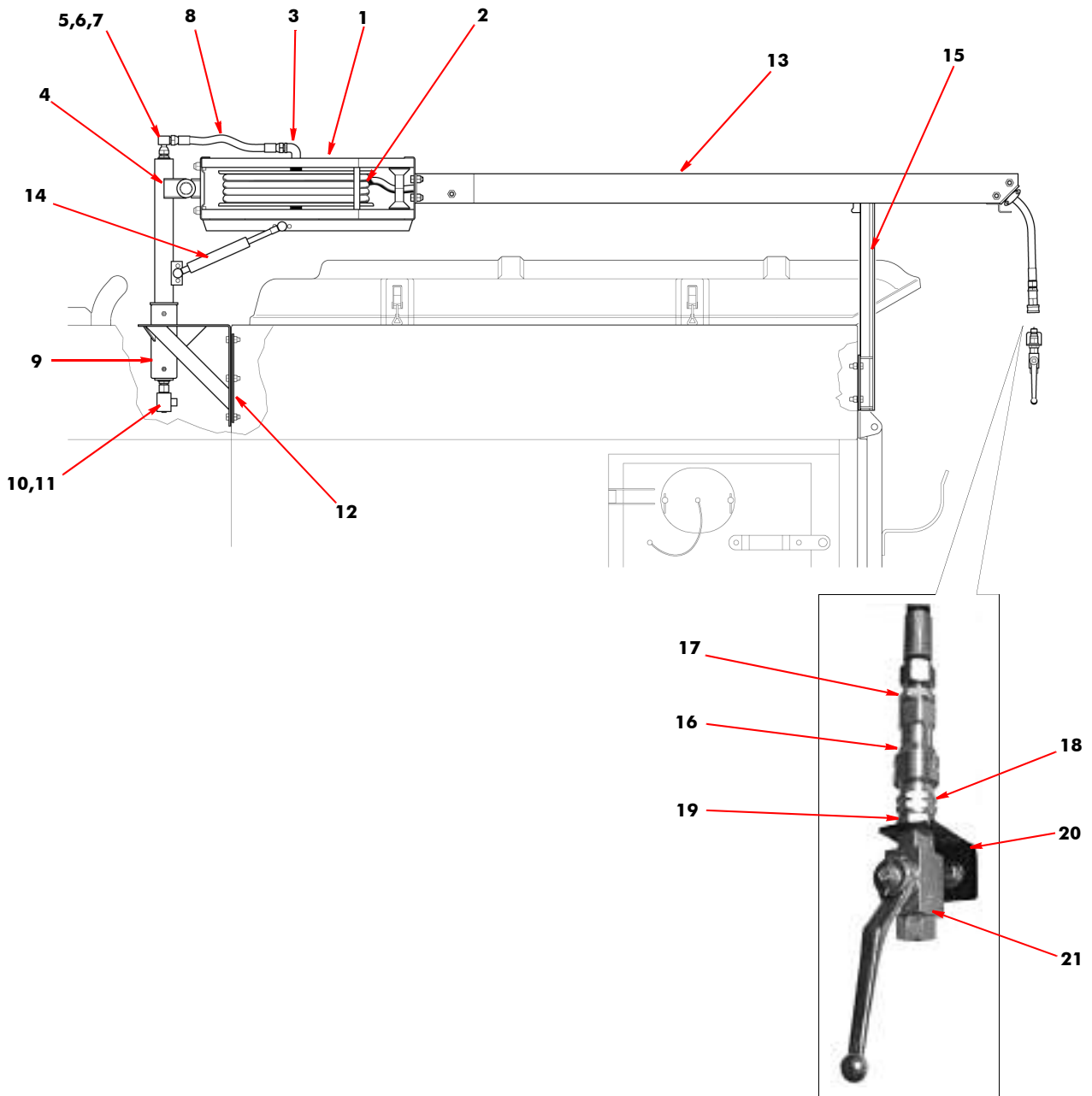
When ordering replacement parts, always give the machine's Serial Number and specify Part Number, Quantity & Description





Item	Part no	Quantity	Description
	027951	1	WATER BOOM ARRANGEMENT
1	027952	1	. Carrier, hose reel
	014796	1	.. Bolt, pivot
	011060	1	.. Nut, hex, M16, Nyloc
	011135	1	.. Washer, Form C, 16 mm
NI	013012	2	.. Bush
NI	014799	2	.. Spacer sleeve
2	023538	1	.. Hose reel, retracting
	000205	4	... Bolt, hex hd, M14 x 25 mm long
	011127	4	... Nut, hex, M14 Nyloc
3	011160	1	... Adaptor, 1/2" BSP
4	027945	1	.. Main Support Post (universal joint)
5	010903	2	... Nipple, straight, 1/8" BSP, grease
6	011173	1	... Elbow, swivel, 1/2" BSP
NI	011154	1	... Seal, Dowty, 1/2" BSP
7	011160	1	... Adaptor, 1/2" BSP
8	010970	1	... Hose Assembly, 1/2" x 460 mm long (1/2" BSP end fittings)
9	027947	1	.. Bracket, water boom support
10	010422	1	... Joint, rotating, 1/2" BSP
11	011160	1	... Adaptor, 1/2" BSP
NI	011154	1	... Seal, Dowty, 1/2" BSP
12	027950	1	... Plate, reinforcing
	011032	6	... Setscrew, M10 x 30 mm long
	011075	6	... Nut, hex, M10 Nyloc
13	027949	1	.. Support bar, hose
NI	011724	9	... Spacer, 20 mm x 12.5 mm x 11 mm
	011055	3	... Bolt, hex hd, M12 x 65 mm long
	011051	4	... Setscrew, hex hd, M12 x 25 mm long
	011077	7	... Nut, hex, M12 Nyloc
14	013486	2	.. Gas strut
	011075	4	... Nut, hex, M10 Nyloc
15	027948	1	.. Hook, stowage, water boom
	011032	4	... Setscrew, M10 x 30 mm long
	011075	4	... Nut, hex, M10 Nyloc
16	023360	1	.. Coupling, quick-release, female, 3/8" BSP
17	011159	1	... Adaptor, straight, 3/8" BSP
NI	011153	1	... Seal, Dowty 3/8" BSP
18	023359	1	.. Coupling, quick-release, male, 3/8" BSP
NI	011153	1	... Seal, Dowty 3/8" BSP
19	011199	1	... Adaptor, straight, 3/8" BSP x 1/4" BSP
20	028155	1	... Bracket, hose retainer
21	011257	1	... Valve, ball, high-pressure 1/4" BSP
NI	011152	1	... Seal, Dowty 1/4" BSP

When ordering replacement parts, always give the machine's Serial Number and specify Part Number, Quantity & Description



HIGH-PRESSURE WATER BOOM ARRANGEMENT

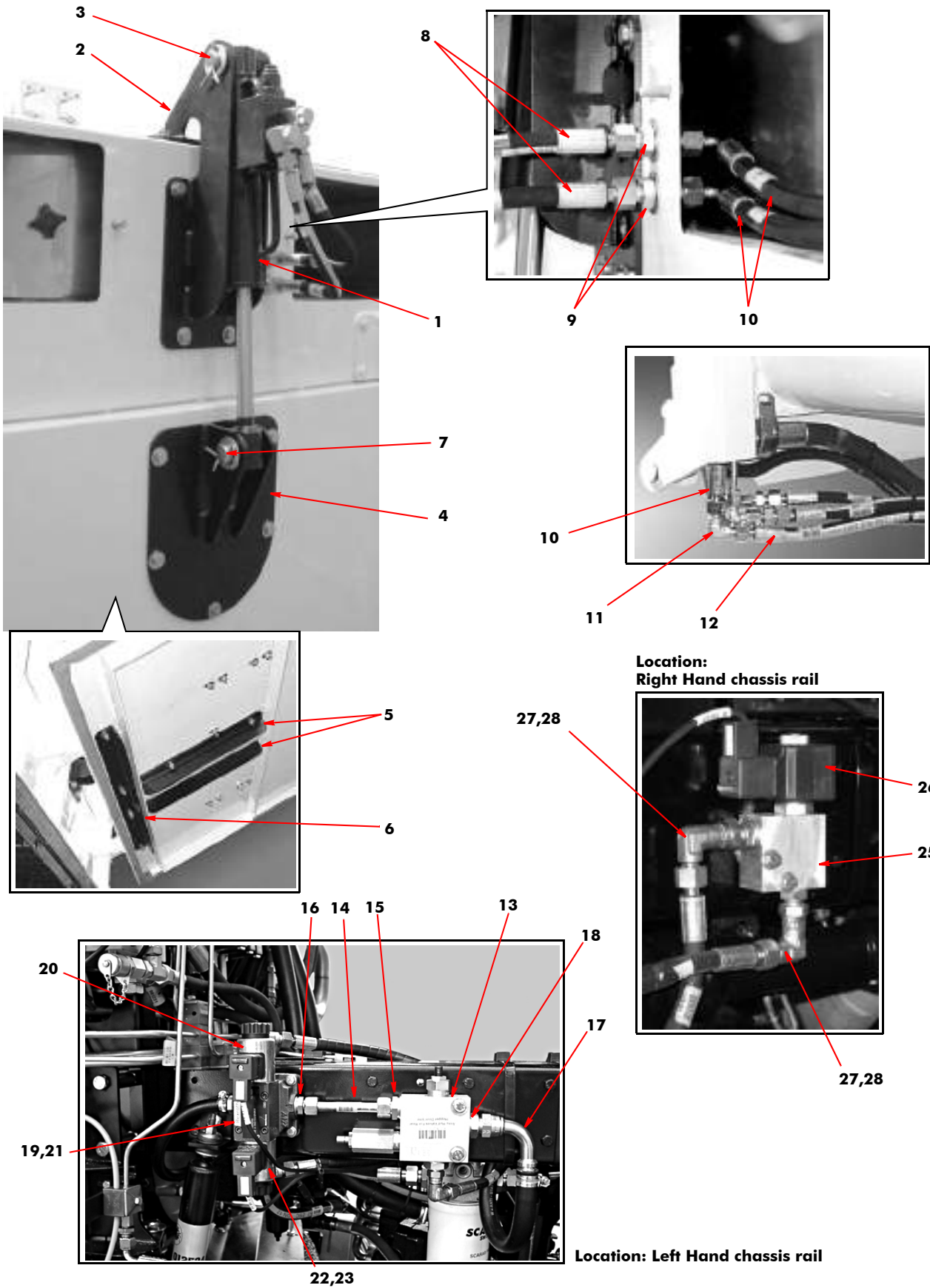


When ordering replacement parts, always give the machine's Serial Number and specify Part Number, Quantity & Description



Item	Part Number	Quantity	Description
	030543		HYDRAULICALLY OPERATED REAR DOOR ARRANGEMENT
1	022511	1	. Ram, hydraulic
2	030539	1	.. Support, ram
NI	033273	1	.. Support, ram (Low Height Variants only)
		6	... Bolt, hex hd, M8 x 25 mm long
	011073	6	... Nut, hex M8, Nyloc
3	014038	1	... Pin, swivel, 20 mm x 70 mm long
	011122	2	... Pin, split $\frac{3}{16}$ " x $1\frac{1}{2}$ " long
4	030540	1	.. Plate, ram
5	030544	2	... Stiffener, vertical
6	030545	1	... Stiffener, horizontal
		5	... Bolt, hex hd, M8 x 25 mm long
	011073	5	... Nut, hex M8, Nyloc
7	010512	1	... Pin, swivel, 20 mm x 90 mm long
	011122	2	... Pin, split $\frac{3}{16}$ " x $1\frac{1}{2}$ " long
8	011317	2	.. Hose assembly, $\frac{1}{4}$ " BSP x 295 mm long (straight ends)
9	011269	2	... Adaptor, bulkhead, $\frac{1}{4}$ " BSP
10	001106	2	.. Hose assembly, $\frac{1}{4}$ " BSP x 1820 mm long (str. end x swept 90° end)
11	011187	1	... Elbow, $\frac{1}{4}$ " BSP, M/M
12	001037	2	.. Hose assembly, $\frac{1}{4}$ " BSP x 2650 mm long
13	025599	1	. Valve, flow & pressure control
14	032503	1	.. Pipe Assembly
15	011167	1	... Adaptor, straight, $\frac{1}{2}$ " BSP x $\frac{3}{8}$ " BSP
16	011159	1	... Adaptor, straight, $\frac{3}{8}$ " BSP x $\frac{3}{8}$ " BSP
17	011234	1	.. Hose Elbow, 90°, $\frac{1}{2}$ " BSP x $\frac{5}{8}$ " tail
18	011160	1	... Adaptor, straight, $\frac{1}{2}$ " BSP x $\frac{1}{2}$ " BSP
19	023569	1	. Control Valve 'E' Spool, 12 Volt
20	026046	2	.. Coil, Solenoid, 12 Volt x 30 Watt (2.5 Amp)
21	021505	1	.. Cetop Subplate
22	011159	2	... Adaptor, straight, $\frac{3}{8}$ " BSP x $\frac{3}{8}$ " BSP
23	011205	2	... Elbow, swivel, $\frac{3}{8}$ " BSP x $\frac{3}{8}$ " BSP, F/F
24	010923	1	... Hose tail, $\frac{3}{8}$ " BSP x $\frac{3}{8}$ " Hose
25	012582	1	. Check Valve, solenoid (Normally Closed)
26	022483	1	.. Coil, Solenoid, 12 Volt x 14 Watt
NI	022548	1	.. Seal kit
27	011205	2	.. Elbow, swivel, $\frac{3}{8}$ " BSP x $\frac{3}{8}$ " BSP, F/F
28	011199	2	.. Adaptor, straight, $\frac{1}{4}$ " BSP x $\frac{3}{8}$ " BSP

When ordering replacement parts, always give the machine's Serial Number and specify Part Number, Quantity & Description



HYDRAULICALLY OPERATED REAR DOOR ARRANGEMENT

When ordering replacement parts, always give the machine's Serial Number and specify Part Number, Quantity & Description

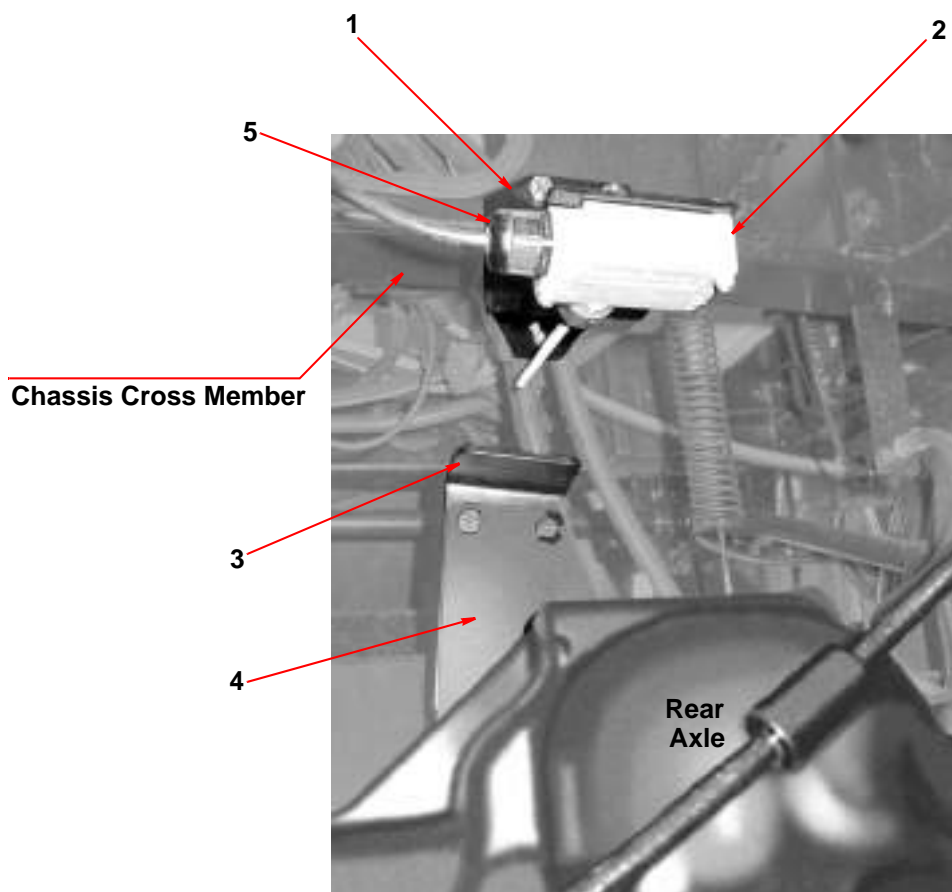



<i>Item</i>	<i>Part Number</i>	<i>Quantity</i>	<i>Description</i>
1	025440	1	REMOTE SWITCH BOX (4-WAY) FOR HOPPER & REAR DOOR
2	030546	1	. Bracket, switch support, VM Minor

<i>Item</i>	<i>Part Number</i>	<i>Quantity</i>	<i>Description</i>
	031374		LOAD SENSOR
1	024064	1	Load Sensor Bracket
2	024065	1	. Load Sensor
3	024066	1	. Adjuster Bracket
4	033275	1	. Bracket Load Sensor
	000155	2	. Nut, Hex Hd, M5
	000171	2	. Cap Head, M5 x 35 Long
	011011	2	. Bolt, Hex Hd, M8 x 25 Long
	011092	2	. Washer, M8
	011073	2	. Nut, Hex, M8
5	024065	1	. Cable Gland
NI	031649	1	Wiring Loom, Load Indicator

For retro-fit kits, please refer to the Scarab Service Department.
 It should be noted that in this event it will be necessary to effect the appropriate CANbus download.

When ordering replacement parts, always give the machine's Serial Number and specify Part Number, Quantity & Description



LOAD SENSOR



When ordering replacement parts, always give the machine's Serial Number and specify Part Number, Quantity & Description



THIS PAGE INTENTIONALLY LEFT BLANK

When ordering replacement parts, always give the machine's Serial Number and specify Part Number, Quantity & Description

ILLUSTRATED PARTS CATALOGUE

SCARAB VM MINOR - CANbus

**MULTILINGUAL GLOSSARY
of
DESCRIPTIONS & TERMINOLOGY
used in this
PARTS CATALOGUE**



ENGLISH	FRANCAIS	ITALIANO
A		
Access	Accès	Accesso
Accessories	Accessoires	Accessori
Accelerator	Accélérateur	Acceleratore
Actuator	Servomoteur	Attuatore
Adaptor (adapt)	Adaptateur (adapter)	Adattatore
Adaptor Flange	Adaptateur à bride	Flangia adattatore
Adaptor Plate	Adaptateur, à plaque	Piastra adattatore
Adaptor Straight	Adaptateur, droit	Adattatore in linea
Adjuster	Régulateur	Dispositivo di regolazione
Adjuster Kit	Régulateur, kit	Corredo dispositivo di regolazione
Adjuster Valve	Vanne de régulation	Valvola dispositivo di regolazione
Adjustable	Ajustable	Regolabile
Aerial	Antenne	Antenna
Air	Air	Aria
Air Cleaner	Filtre à air	Filtro aria
Air Conditioner	Climatiseur	Condizionatore aria
Air Cylinder	Cylindre d'air	Cilindro aria
Air Filter	Filtre à air	Filtro aria
Air Manifold	Collecteur d'air	Collettore aria
Air Mass Meter	Compteur d'air-massique	Flussometro di massa
Air Feed	Injecteur d'air	Alimentazione aria
Air Chute	Goulotte pneumatique	Lobo aria
Air Outlet	Sortie d'air	Bocca di uscita aria
Air Muffler	Amortisseur d'air	Solemnization aria
Air Pressure Regulator	Régulateur de pression d'air	Regolatore pressione aria
Air Ram	Vérin pneumatique	Pistone aria
Air Valve	Soupape d'air	Valvola di sfiato
Air Vent Pipe	Tuyau de refoulement d'air	Tubo di sfiato
Alternator	Alternateur	Alternatore
Alternator Interface	Alternateur, interface	Interfaccia alternatore
Aluminium (Alum)	Aluminium (alum)	Alluminio (Allum.)
Anchor	Ancre, dispositif d'ancrage	Ancora
Angle	Angle	Angolo
Antiluce Fastener	Fixation « Antiluce »	Dispositivo di fissaggio Antiluce

When ordering replacement parts, always give the machine's Serial Number and specify Part Number, Quantity & Description



Amendment (Amdt.)	Modification (modif.)	Rettifica (rett.)
Amplifier	Amplificateur	Amplificatore
Arrangement	Disposition	Disposizione
Ashtray	Cendrier	Posacenere
Assembly (Assy)	Ensemble	Gruppo
Auto Blanking	Fermeture automatique	Autochiusura
Automatic	Automatique	Automatico
Auxiliary	Auxiliaire	Ausiliario
Axle	Essieu	Asse
Axle Beam	Essieu, fusée d'	Asta asse
Axle Bolt	Essieu, boulon d'	Bullone asse
Axle Breather	Essieu, reniflard d'	Sfiatatoio asse
Axle Carrier & Tube	Essieu, porte-essieu et tube	Supporto e tubo asse
Axle Front	Essieu, avant	Frontale asse
Axle Rear	Essieu, arrière	Retro asse
Axle Washer	Essieu, rondelle d'	Rondella asse
B		
Back Plate	Socle	Piastra di supporto
Bag	Sac	Borsa
Ball	Bille	Sfera
Ball End	Rotule	Estremità arrotondata
Ball Joint	Joint sphérique	Giunto sferico
Ball Valve	Vanne à boisseau	Valvola a sfera
Bar	Barre	Barra
Basin	Cuvette	Bacino
Battery	Batterie	Batteria
Battery Housing	Batterie, logement de	Sede batteria
Battery Terminals	Batterie, bornes	Terminali batteria
Battery Lead	Batterie, câble	Cavo batteria
Battery Tray	Batterie, plateau	Vassoio portabatteria
Beacon	Gyrophare	Segnale luminoso
Beacon Bar	Barre de gyrophare	Barra segnale luminoso
Beam	Phare	Fascio
Bearing	Roulement, palier	Cuscinetto
Bell Housing	Logement évasé	Sede campanello
Bellows	Soufflet	Soffietto
Belt	Courroie	Cinghia
Black	Noir	Nero
Blanking	Obturation	Tappaggio

When ordering replacement parts, always give the machine's Serial Number and specify Part Number, Quantity & Description



Beeper	Signal	Emettitore di segnali acustici
Blind Rivet	Rivet aveugle	Ribattino con spina inserita
Block	Bloc	Blocco
Blue	Bleu	Blu
Board	Carton	Piastra
Body	Corps	Corpo
Bolt	Boulon	Bullone
hex hd (hexagonal head)	Boulon à tête 6 pans	testa esagonale
skt hd (socket head)	Boulon à tête creuse	brugola
csk hd (counter-sunk head)	Boulon à tête fraisée	svasato
Boom	Flèche	Braccio
Boost	Suralimenter	Spinta
Bore	Alésage	Camera cilindrica
Boss	Moyeu, bossage	Mozzo
Bottom	Fond	Fondo
Bottle	Bouteille	Flacone
Box	Boîte	Scatola
Brace	Tirant	Braccio
Bracket (Brkt)	Support	Staffa
Brake	Frein	Freno
Brass Wing Nut	Ecrou à oreilles, en laiton	Galletto di ottone
Breather	Reniflard	Sfiatatoio
Broom	Balai	Scopa
Brown	Marron	Marrone
Brush	Brosse	Spazzola
Base	Base	Base
Buffer	Tampon	Respingente
Build	Construire, modèle	Costruzione
Bulb	Ampoule	Lampadina
Bulkhead	Cloison	Paratia
Bumper	Pare-chocs	Paraurti
Bump Stop	Butoir	Respingente
Bungee Cord	Corde « Bungee »	Cavo elastico
Bush	Manchon / Bague	Boccola
Buzzer	Vibreur	Cicalino
Button	Bouton	Pulsante
C		
Cab	Cabine	Cabina
Cable	Câble	Cavo

When ordering replacement parts, always give the machine's Serial Number and specify Part Number, Quantity & Description



Caliper	Calibre	Pinza
Cam Shaft	Arbre à cames	Albero a camme
Camera	Caméra	Camera
Canopy	Auvent / Capot	Tettuccio
Cap	Capuchon	Cappuccio
Capping	Chapeau	Cornice
Carabiner	Carabine	Carabiner
Carrier	Porte, support	Portante
Case	Boîtier	Scatola
Casing	Boîtier	Involucro
Catalogue	Catalogue	Catalogo
Catch	Cliquet, disp. d'arrêt	Fermo
Caution	Notice « attention »	Attenzione
Centre	Centre	Centro
Chain	Chaîne	Catena
Chassis	Châssis	Chassis
Check	Contrôle	Controllo
Check Valve	Soupape d'arrêt / Clapet	Valvola di ritegno
Chute	Goulotte	Scivolo
Circlip	Circlip	Anello elastico
Circuit	Circuit	Circuito
Clamp	Collier	Morsetto
Cleaner	Nettoyage, dispositif de	Detergente
Clevis	Chape	Maniglione
Clip	Pince	Clip
Clutch	Embrayage	Frizione
Coach	Carrosserie	Carrozzeria
Coil	Bobine	Bobina
Collar	Bague de serrage	Piattello
Complete	Complet (complète)	Completo
Components	Composants	Componenti
Compressor	Compresseur	Compressore
Cone	Cône	Cono
Connector	Connecteur	Connettore
Connecting	Connectant	Connessione in corso
Connection	Connexion	Connessione
Con Rod (Connecting Rod)	Bielle	Biella
Continued (Cont.)	Suite	Continuazione (cont.)
Control (Cntrl)	Contrôle	Controllo (Cntrl)

When ordering replacement parts, always give the machine's Serial Number and specify Part Number, Quantity & Description



Controller	Contrôleur	Unità di controllo
Conventional	Conventionnel	Convenzionale
Conversion (Conv)	Conversion	Conversione (Conv)
Cooler	Refroidisseur	Refrigerante
Cooling	Refroidissement	Raffreddamento
Copper	Cuivre	Rame
Core	Ame	Nucleo
Cotter	Goupille	Chiavetta trasversale
Coupling	Raccord / Accouplement	Accoppiamento
Cover	Couvercle	Coperchio
Cowling	Capotage	Cappottatura
Crank-case	Carter-moteur	Basamento
Cranked	Contre-coudé	Gambo piegato
Cross Member	Traverse	Traversa
Crown Wheel	Couronne d'entraînement	Corona dentata
Curb	Bord, bordure	Bordo
Cylinder	Cylindre	Cilindro

D

Damper	Amortisseur	Smorzatore
Deflector	Défecteur	Deflettore
Description	Description	Descrizione
Details	Informations	Dettagli
Detergent	Detergent	Detergente
Diagram	Diagramme	Diagramma
Dial	Cadran	Quadrante
Diaphragm	Diaphragme	Diaframma
Diode	Diode	Diodo
Dipped Beam	Feu de croisement	Anabbagliante
Dipstick	Jauge	Asta di livello
Dipstick guide	Jauge, guide de	Guida asta di livello
Dipstick tube	Jauge, tube de	Tube asta di livello
Directional	Directionnel	Direzionale
Dirt	Impureté	Sporco
Disc / Disk	Disque	Disco
Display	Écran d'affichage	Visualizzatore
Distributor	Distributeur	Distributore
Diverter	Diviseur	Diverter
Door	Porte	Sportello
Double	Double	Doppio

When ordering replacement parts, always give the machine's Serial Number and specify Part Number, Quantity & Description



Dowel	Cheville	Perno di riferimento
Down	Bas	Giù
Dowty Seal	Joint « Dowty »	Chiusura ermetica Dowty
Drag Link Tube	Tube de tige directrice	Tirante longitudinale comando sterzo
Drain Plug	Bouchon de vidange	Tappo di scarico
Drive	Entraînement	Trasmissione
Drive Core	Entraînement, âme d'	Nucleo trasmissione
Drive Coupling	Entraînement, raccord d'	Accoppiamento trasmissione
Drive Dog	Entraînement, crabot d'	Innesco trasmissione
Drive Flange	Entraînement, bride d'	Flangia trasmissione
Drive Motor	Entraînement, moteur d'	Motore principale
Drive Pump	Entraînement, pompe d'	Pompa trasmissione
Drive Shaft	Entraînement, arbre d'	Albero comando
Drive Tube	Entraînement, tube d'	Tubo trasmissione
Dual Sweep	Double balayage	Curvatura doppia
Dump Valve	Soupape de décharge	Valvola di scarico rapido
Dust	Poussière	Polvere
E		
Earth, electrical (Ground)	Terre / Masse	Massa
Eccentric	Excentrique	Eccentrico
Elbow	Coude	Gomito
Electric	Electrique	Elettrico
Electrical	Electrique	Elettrico
Element	Elément	Elemento
Enclosure	Enceinte	Alloggiamento
End	Extrémité	Estremità
End Plate	Extrémité, plaque d'	Piastra estremità
End Cap	Extrémité, chapeau d'	Cappuccio estremità
Engine	Moteur	Motore
Exchange	Echange	Scambio
Exhaust	Echappement	Scarico
Exhaust Gas Recirculation (EGR)	Recyclage de gaz d'échappement	Ricircolo gas di scarico
Expansion	Dilatation	Espansione
Extended	Dilaté	Esteso
Extension	Extension	Estensione
Extinguisher	Extincteur	Estintore

When ordering replacement parts, always give the machine's Serial Number and specify Part Number, Quantity & Description



F		
Fan	Ventilateur	Ventola
Fastener	Fixation	Dispositivo di fissaggio
Feed	Alimentation	Alimentazione
Female	Femelle	Femmina
Filler	Remplisseur	Bocchettone di riempimento
Filter	Filtre	Filtro
Finisher	Finisseur	Finitore
Fire	Feu	Combustione
First	Premier	Primo
Fishtail	Queue de poisson / Cône	Coda di pesce
Fit	Emboiter / Monter	Montaggio
Fitting	Raccord	Montaggio
Fixing	Fixation	Rettifica
Flange	Bride	Flangia
Flap	Volet	Alettone
Flash	Flash	Flash
Flexible (Flexi)	Flexible	Flessibile (flexi)
Floor	Plancher	Pavimento
Floorplate	Plaque de sol	Base pavimento
Flow	Débit	Flusso
Fluid	Fluide	Fluidico
Flywheel	Volant	Volano
Foam	Mousse	Schiuma
Fog	Brouillard	Nebbia
Foot	Pied	Piede
Forward	Avant	Avanti
Frame	Bâti	Telaio
Front	Avant	Anteriore
Fuel	Carburant	Combustibile
Function	Fonction	Funzione
Fuse	Fusible	Fusibile
G		
Gain	Gain	Guadagno
Galvanised	Galvanisé	Zincato
Gantry	Portique	Cavalletto
Gas	Gaz	Gas
Gas Strut	Jambe à gaz	Puntone gas
Gasket	Garniture d'étanchéité	Guarnizione
When ordering replacement parts, always give the machine's Serial Number and specify Part Number, Quantity & Description		



Gauge	Manomètre	Calibro
Gauze	Gaze	Garza
Gear	Engrenage	Ingranaggio
Geared	A engrenages	Ingranato
Gearbox	Boîte de vitesses	Scatola del cambio
General	Général(e)	Generale
Glass	Verre	Vetro
Glow Plug	Bougie de préchauffage	Spina a incandescenza
Gobbler (Nozzle Tilt)	Gobbler (Inclinaison d' Embout)	Gobbler (Ugello Inclinazione)
Grab	Grappin	1. Estrattore a pinza (n)
Grease	Graisse	Grasso
Greaser	Graisseur	Ingrassatore
Green	vert	Verde
Grey	gris	Grigio
Grill	gril	Griglia
Grip	manche	1. Presa (n)
Grub Screw	vis sans tête	Vite di riferimento
Grommet	virole	Anello di tenuta
Guard	Carter de protection	Riparo
Guide	Guide	Guida
H		
Handbrake	Frein à main	Freno a mano
Hand	Côté	Mano
Hand Primer	Pompe à main, dispositif de	Pompetta di adescamento a mano
Hand Wash	Lavage à main	Lavaggio a mano
Handle	Poignée	Maniglia
Hanger	Suspension	Supporto pendente
Harness	Harnais	Cablaggio
Head	Tête	Testa
Headlamp	Phare	Faro
Heat	Chaleur	Calore
Heatshield	Bouclier thermique	Scudo termico
Heater	Chauffage	Riscaldatore
High-pressure	Haute pression	Alta pressione
Hi Tip	Bennage en hauteur	Punta alta
Hinge	Charnière	Cerniera
Hinged	Charnière, à	Incernierato
Holder	Porte-outil	Staffa di supporto
When ordering replacement parts, always give the machine's Serial Number and specify Part Number, Quantity & Description		



Hooks	Crochets	Ganci
Hopper	Trémie	Serbatoio con scarico sul fondo
Horn	Avertisseur sonore	Avvisatore acustico
Hose	Tuyau flexible	Tubo flessibile
Hose Tail	Tuyau flexible, bout de	Raccordo tubo flessibile
Hot	Chaud	Caldo
Hour Meter	Compteur horaire	Contaore
Housing	Logement	Alloggiamento
Hub	Manchon	Mozzo
Hydraulic	Hydraulique	Idraulico
Hydrant	Bouche d'incendie	Idrante
Hydrant Filler	Bouche d'incendie, disp. de remplissage	Filtro idrante
Hydrant Hose	Bouche d'incendie, tuyau souple	Tubo idrante
Hydrostatic	Hydrostatique	Idrostatico
I		
Identification	Identification	Identificazione
Idle	Inactif / Ralenti	Inattivo
Ignition (Ign)	Contact	Accensione (Acc)
Illuminated	Eclairé	Illuminato
Illustrated	Illustré	Illustrato
Illustration	Illustration	Illustrazione
Impellor	Rotor / Turbine	Girante
Inclusive	Compris	Inclusivo
Information (Info)	Informations	Informazioni (Info)
In	Entré	Dentro
Inlet	Entrée	Ammissione
Inlet Cone	Entrée, cône d'	Cono di ammissione
Inlet Pipe	Entrée, tuyau d'	Tubo di ammissione
Injection Pump	Pompe d'injection	Pompa d'iniezione
Injector	Injecteur	Iniettore
Injector Pipe	Tuyau d'injection	Tubo iniettore
Input	Entrée	Ingresso
Inseal Strip	Bande d'étanchéité	Guarnizione sigillante
Insert	Insert	Inserito
Insertion	Insertion	Inserimento
Installation	Installation	Installazione
Instrument	Instrument	Strumento

When ordering replacement parts, always give the machine's Serial Number and specify Part Number, Quantity & Description



Insulator	Isolateur	Isolante
Inter Cooler	Refroidisseur intermédiaire	Refrigeratore intermedio
Interior	Intérieur	Interno
Interim	Intérimaire	Interim
Internal	Interne	Interno
Item	Article	Articolo
J		
Jet	Jet	Getto
Joint	Joint	Giunto
Joystick	Joystick	Joystick
Jubilee Clip	Pince crocodile	Fermaglio Jubilee
Junction	Jonction	Incrocio
K		
Key	Clé	Chiave
Key Switch	Interrupteur à clé	Interruttore a chiavetta
Kerb	Bordure	Bordo (as in pavement)
King Pin	Axe-pivot	Perno di sterzaggio
King Post	Poinçon de faite	Puntone di sostegno
Kit	Kit	Corredo
Knob	Bouton	Manopola
L		
Label	Etiquette	
Lamp	Lampe	Lampada etichetta
Work Lamp	Lampe de travail	Lampada da lavoro
Head Lamp	Projecteur	Faro
Side Lamp	Lampe latérale	Luce di posizione
Lance	Lance	Lancia
Lap Joint	Joint à recouvrement	Giunto a sovrapposizione
Large	Grand	Grande
Latch	Verrou	Serratura
Lead	Fil	Cavo
L.E.D. (Light Emitting Diode)	Diode électroluminescente	LED (Diodo a emissione luminosa)
Leash	Laisse	Maglia
Left	Gauche	Sinistra
Left Hand Drive (LHD)	Conduite à gauche	Guida a sinistra (LHD)
Leg	Jambe	Gamba
Length	Longueur	Lunghezza
Lens	Objectif	Lente

When ordering replacement parts, always give the machine's Serial Number and specify Part Number, Quantity & Description



Level	Niveau	Livello
Lever	Levier	Leva
Lid	Couvercle	Coperchio
Lift	Ascenseur	Sollevare
Lifting	Levage	Sollevamento
Light	Feux	Luce
Side Light	Feux latéraux	Luce di posizione
Head Light	Phare	Faro
Rear Light	Feu arrière	Fanale di coda
Brake Light	Feux stop	Luce freno
Interior Light	Eclairage intérieur	Luce abitacolo
Fog Light	Feu antibrouillard	Faro antinebbia
Linch Pin	Axe d'essieu	Acciarino
Lining	Revêtement	Rivestimento interno
Link	Maillon	Articolazione
Linkage	Tringlerie	Sistema di leve
Litre	Litre	Litro
List	Liste	Lista
Load	Charge	Carico
Located	Situé	Posizionato
Lock	Verrou	Fermo
Locknut	Ecrou de blocage	Controdado
Locker	Armoire	Armadietto
Locking	Verrouillage	Serraggio
Long	Long	Lungo
Loom	Métier	Cablaggio
Loop	Boucle	Circuito elettrico ad anello
Low Pressure	Basse pression	Bassa pressione
Lower	Baisser	Inferiore
Lubricant	Lubrifiant	Lubrificante
Lubrication	Lubrification	Lubrificazione

M

Machine	Machine	Macchina
Magnet	Aimant	Magnete
Magnetic	Magnétique	Magnetico
Main	Principal(e)	Principale
Male	Mâle	Maschio
Management	Gestion	Gestione
Manifold	Collecteur	Collettore

When ordering replacement parts, always give the machine's Serial Number and specify Part Number, Quantity & Description



Manual	Manuel	Manuale
Manufactured	Fabriqué	Fabbricato
Marker Lamp	Lampe signal	Lampada di segnalazione
Master	Maitre	Principale
Master Cylinder	Maitre-cylindre	Cilindro principale
Maximum (Max)	Maximum (maxi)	Massimo (max.)
Mesh	Tamis	Maglia
Metal	Métal	Metallo
Meter	Mètre	Calibro
Micro Switch	Micro-contact	Microinterruttore
Minimum (Min)	Minimum (mini)	Minimo (min.)
Mirror	Miroir	Specchio
Miscellaneous	Divers	Miscellanea
Modified	Modifié	Modificato
Module	Module	Modulo
Monitor	Moniteur	Monitor
Motor	Moteur	Motore
Mount	Monture	Montaggio
Mounted	Monté	Montato
Mounting	Châssis / Support	Montaggio
Mud Flaps	Bavettes de garde-boue	Paraspruzzi
Mud Guard	Garde-boue	Parafango
Muffler	Amortisseur	Marmitta
Multi Function	Multifonctions	Multifunzionale

N

N/A (Not Applicable)	S/O (sans objet)	N/D (Non disponibile)
Narrow	Etroit	Stretto
Near side	Côté trottoir	Lato guida
Negative	Négatif	Negativo
Neutral	Neutre	Neutro
New	Nouveau (nouvelle)	Nuovo
Nipple	Manchon	Raccordo filettato
No	Non	N. (Numero)
Non Return	Anti-retour	Non ritorno
Normal	Normal	Normale
Note	Note	Nota
Nozzle	Embout / Buse	Ugello
Number	Numéro	Numero
Numerical	Numérique	Numerico

When ordering replacement parts, always give the machine's Serial Number and specify Part Number, Quantity & Description



Nut	Ecrou	Dado
Nyloc Nut	Ecrou « Nyloc »	Dado Nyloc
Hex Nut	Ecrou hexagonal	Dado a testa esagonale
Plain Nut	Ecrou normal	Dado liscio
Self Locking Nut	Ecrou autobloquant	Dado autobloccante
Thin Nut	Ecrou mince	Dado sottile
Nylon Tube	Tube de nylon / Nylon, tube de	Tube di nylon

O

Obsolete	Périmé	Obsoleto
Off	Arrêt	1. Spento 2. Inattivo
Off Side	Côté route	Lato passeggero
Oil	Huile	Olio
Olive	Olive	Oliva
On	Marche	1. Acceso 2. Attivo
Open	Ouvrir	Aprire
Opened	Ouvert(e)	Aperto
Opening	Ouverture	Apertura
Operating	Fonctionnement, de	Operativo
Option	Option	Opzione
Optional	Optionnel(le)	Opzionale
Orange	Orange	Arancione
Original	Original	Originale
O-Ring	Joint torique	Anello di tenuta toroidale
Out	Sorti(e)	1. Fuori 2. Esterno
Outer	Extérieur(e)	Esterno
Outlet	Sortie	Sbocco
Output	Production	Uscita
Overhead	Surélevé	in testa
Overload	Surcharge	Sovraccarico

P

Packer	Garniture d'étanchéité	Imballatore
Panel	Panneau	Pannello
Part	Pièce	Ricambio
Pedal	Pédale	Pedale
Pick-up	Prendre / en lever	Ripresa
Pilot (pressure)	Pilote	Pilota
Pin	Cheville	Perno
Pinion	Pignon	Pignone
Pink	Rose	Rosa

When ordering replacement parts, always give the machine's Serial Number and specify Part Number, Quantity & Description



Pipe	Tuyau	Tubo
Piping	Tuyauterie	Tubazione
Piston	Piston	Pistone
Pivot	Pivot	Perno di testa
Plastic	Plastique, matière	Plastica
Plate	Plaque	Piastra
Plinth	Plinthe	Base
Plug	Bouchon / Prise électrique	Spina
Point	Point	Punto
Poppet Valve	Soupape / Clapet	Valvola supporto verticale
Ports	Orifices	Porte
Position	Position	Posizione
Positioned	Positionné(e)	Posizionato
Post	Montant	Montante
Potentiometer	Potentiomètre	Potenziometro
Power	Puissance	Potenza
Pneumatic (See Also Air)	Pneumatique	Pneumatico (vedi anche Aria)
Pressure	Pression	Pressione
Primer	Amorce / Apprêt	Innesco
Production	Production	Produzione
Prop	Support	Puntello
Propshaft	Arbre de transmission	Albero puntello
Pull	Tirer	Tirare
Pulley	Poulie	Puleggia
Pulsation	Pulsation	Pulsazione
Pulse	Impulsion	Polso
Pump	Pompe	Pompa
Purple	Violet	Porpora
Push	Pousser	Spingere
Q		
Quick Release	Rapide, raccord	Disinnesco rapido
R		
Radiator (Rad)	Radiateur	Radiatore (rad)
Raise	Soulever	Sollevare
Raised	Soulevé(e)	Sollevato
Ram	Vérin	Pistone
Ratio	Rapport	Rapporto
Rear	Arrière	Retro
Red	Rouge	Rosso
When ordering replacement parts, always give the machine's Serial Number and specify Part Number, Quantity & Description		



Reducer	Réducteur	Riduttore
Reducing	Réduction, de	Riduzione
Reduction	Roue / Enrouleur	Riduzione
Reel	Bobine	Bobina
Refer	Voir	Riferimento
Refill	Remplir	Rabbocco
Regulator	Régulateur	Regolatore
Related	Relatif	Correlato
Relay	Relais	Relè
Release	Dégagement	Disinnesco
Relief Valve	Soupape de sûreté	Valvola di sfogo
Remote	A distance / Distance, à	Remoto
Repair	Réparation	Riparazione
Replacement	Remplacement	Sostituzione
Resister	Résistance	Resistore
Restrictor	Restriction	Limitatore
Retainer	Retenue, dispositif de	Fermo
Retaining	Retenue, de	Sostegno
Return	Retour	Ritorno
Reverse	Inverse	Retromarcia
Reversing	Recul	Inversione di marcia
Right	Droite	Destra
Right Hand Drive (RHD)	Conduite à droite	Guida a destra
Rim	Jante	Bordo
Ring	Bague	Anello
Road	Route	Strada
Rod	Tige	Asta
Rolling	Roulant, de roulement	Rotolante
Rotary	Rotatif	Rotante
Rotate	Tourner	Ruotare
Rotating	Tournant	Rotante
Rotation	Rotation	Rotazione
Rubber	Caoutchouc	Gomma
S		
Safety	Sécurité	Sicurezza
Scraper	Racleur	Raschietto
Screen	Ecran	Schermo
Screw	Vis	Scheggia
Hex hd (hexagonal head)	Vis à tête 6 pans	Testa esagonale

When ordering replacement parts, always give the machine's Serial Number and specify Part Number, Quantity & Description



skt hd (socket head)	Vis à tête creuse	Brugola
csk hd (counter-sunk head)	Vis à tête fraisée	Svasata
Seal	Garniture d'étanchéité	Chiusura ermetica
Sealant	Etanchéifiant	Materiale di tenuta
Sealing	Etanchéité, d'	Sigillante
Seat	Siège	Sedile
Securing	Fixation, de	Fissaggio
Selector Shaft	Levier de commande	Albero selettore
Self Tapping	Auto-taraudeur	Autofilettante
Sender	Expéditeur / Transmetteur	
Sensor	Capteur	Sensore
Separation	Séparation	Separazione
Serial	Série, de	Seriale
Service Exchange (S/EX)	Echange standard	Scambio di servizio
Setscrew	Vis de calage	Vite di fermo
Shaft	Arbre	Albero
Shells	Calandres	Gusci
Shield	Ecran	Scudo
Shim	Cale	Zeppa
Shock Absorber	Amortisseur	Ammortizzatore
Shoe	Patin	Scarpa
Short	Court(e)	Ganascia
Shovel	Pelle	Pala
Side Access Door	Porte d'accès latéral	Sportello accesso laterale
Sight	Vue	Mirino
Silencer	Silencieux	Silenziatore
Silicon	Silicone	Silicone
Single	Simple	Singolo
Skirt	Jupe	Bordatura
Slate	Ardoise	Ardesia
Sleeve	Gaine	Manicotto
Slew	Pivoter	Ruotare
Slewing	Orientation	Rotazione
Sliding	Coulissant	Slittamento
Slotted	Fente, A	Sfinestrato
Small	Petit(e)	Piccolo
Socket	Prise	Presca
Solenoid	Solénoïde / Noyau	Solenoido
Spacer	Pièce d'espacement	

When ordering replacement parts, always give the machine's Serial Number and specify Part Number, Quantity & Description



Spare	Rechange, pièce de	
Speakers	Haut-parleurs	
Special	Spécial(e)	
Speed	Vitesse	
Spherical	Sphérique	
Spigot	Goujon / Tube de jonction	
Spindle	Broche	
Splined	Cannelé	
Split Pin	Goupille fendue	
Splitter	Répartiteur	
Spray	Pulvérisateur	Spray
Spring	Ressort	Molla
Stabiliser	Stabilisateur	Distanziatore
Stabilising	Stabilisation	Ricambio
Stack	Pile	Altoparlanti
Standard	Standard	Speciale
Standpipe	Colonne montante	Velocità
Starter	Démarrreur	Sferico
Steel	Acier	Gradino di centraggio
Steering	Direction	Mandrino
Stiffener	Raidisseur	Scanalato
Stop	Arrêt	Coppiglia
Stowage	Arrimage	Sdoppiatore
Straight	Droit(e)	Sistemazione bagagli
Strap	Sangle	Dritto
Strip	Bande	Cintura
Stem	Tige	Guarnizione
Storage	Rangement	Stelo
Strap	Attache	Bagagliaio
Strut	Jambe	Puntone
Stub	Souche	Mozzicone
Stud	Goujon fileté	Prigioniero
Studded	Barrettes, A	Fissato con prigionieri
Studding	Colombage	Fissaggio con prigionieri
Sub Frame	Faux-châssis	Sottotelaio
Suction Fan	Turbine d'aspiration	Ventola aspirante
Suction Nozzle	Buse d'aspiration	Ugello aspirante
Sump	Carter	Coppa
Supply	Fourniture	Alimentazione

When ordering replacement parts, always give the machine's Serial Number and specify Part Number, Quantity & Description



Support	Support	Supporto
Suppression	Suppression	Soppressione
Suspension	Suspension	Sospensione
Sweep	Balayage	Curvatura
Sweeping	Balayant, de balayage	Formatura a sagoma
Swing	Balancement	Oscillazione
Switch / Switches	Interrupteur / Interrupteurs	Interruttore / Interruttori
Swivel	Pivotant	Parte girevole
System	Système	Sistema
T		
Tab Washer	Rondelle à languettes	Rondella di sicurezza
Tachograph	Tachygraphe	Tachigrafo
Tachometer	Tachymètre	Tacometro
Tandem	Tandem	Tandem
Tank	Réservoir	Serbatoio
Tapered	Conique	Conico
Taper Lock	Verrou conique	Serratura conica
Tee Key	Clé à béquille	Chiave a T
Temperature (Temp)	Température (temp.)	Temperatura (Temp)
Template	Gabarit	Sagoma
Tensioner	Tendeur	Tensiometro
Terminal	Borne	Terminale
Test	Test	Test
Thermostat	Thermostat	Termostato
Thick	Epais	Spesso
Thimble	Dé	Bussola
Thin	Mince	Sottile
Throttle	Accélérateur	Farfalla
Thrust	Poussée	Spinta
Tie Rod	Tirant	Tirante
Tilt	Inclinaison	Inclinazione
Tilting	Inclinable	Inclinazione
Timer	Minuterie	Timer
Timing	Minutage	Temporizzazione
Toggle	Bascule	Ginocchiera
Tool	Outil	Attrezzo
Toolbox	Boîte à outils	Cassetta attrezzi
Toothed	Dentelé(e)	Dentato
Top	Dessus	Cima

When ordering replacement parts, always give the machine's Serial Number and specify Part Number, Quantity & Description



Tow	Remorquer	Rimorchio
Tow Ball	Boule de remorquage	Sfera rimorchio
Tow Bar	Barre de remorquage	Barra rimorchio
Tow Point	Point de remorquage	Punto di rimorchio
Track Rod	Barre d'accouplement	Barra di accoppiamento
Trailer	Remorque	Rimorchio
Transfer Gearbox	Boîte de transfert intermédiaire	Scatola del cambio a trasferimento
Transmission	Transmission	Trasmissione
Travel	Course	Corsa
Trunking	Jonction	Circuito di collegamento
Trunnion	Tourillon	Perno di articolazione
Tube	Tube	Tubo
Tubing	Tubage	Tubazione
Turbocharger (Turbo)	Turbocompresseur	Turbocompressore
Twin	Jumelé	Gemello
Type	Type	Tipo
Typical	Typique	Tipico
Tyre	Pneu	Pneumatico
U		
Uncompressed	Non comprimé	Decompresso
Underside	Dessous	Disotto
Universal Joint (U/J)	Joint universel / Croisillon	Giunto universale
Union	Raccord	Unione
Unit	Unité	Unità
Un-Loader	Déchargeur	Scaricatore
Up	Dessus	Su
Update	Mise à jour	Aggiornamento
Usage	Utilisation	Utilizzo
V		
Valve	Vanne / Soupape	Valvola
Variant	Variante	Variante
Vehicle	Véhicule	Veicolo
Voltage	Tension	Voltaggio
W		
Wander Hose	Flexible aspirateur	Tubo flessibile mobile
Warning	Avertissement	Avvertenza
Washer	Rondelle	Rondella
Water	Eau	Acqua

When ordering replacement parts, always give the machine's Serial Number and specify Part Number, Quantity & Description



Wear	Usure	Usura
Weed Ripper	Désherbage, dispositif de	Sarchiatore
Welded	Soudé	Saldato
Wheel	Roue	Ruota
White	Blanc(he)	Bianco
Wide Sweep	Balayage large	Curvatura larga
Windscreen	Pare-brise	Parabrezza
Wiper	Essuie-glace	Tergicristallo
Wires	Câblage	Fili
Wiring - black, blue, brown, green, grey, orange, pink, purple, red, white yellow	Câblage - noir, bleu, marron, vert, gris, orange, rose, violet, rouge, blanc jaune	Cablaggio Nero, Blu, Marrone, Verde, Grigio, Arancione, Rosa, Porpora, Rosso, Bianco Giallo
Work Light	Lampe de travail	
X		
Xenon	Xénon	Xenon
Y		
Yellow	Jaune	Giallo
Yoke	Chape	Forcella

When ordering replacement parts, always give the machine's Serial Number and specify Part Number, Quantity & Description



ENGLISH	ESPAÑOL	SVENSKA
A		
Access	Acceso	Tillgång
Accessories	Accesorios	Tillbehör
Accelerator	Acelerador	Gaspedal
Actuator	Accionador, servomotor	Aktiverare
Adaptor (adapt)	Adaptador (Adapt.)	Övergång
Adapter Flange	Brida del adaptador	Övergångsfläns
Adaptor Plate	Disco del adaptador	Övergångsplatta
Adaptor, Straight	Tramo recto del adaptador	Rak övergång
Adjuster	Regulador	Justering
Adjuster Kit	Juego regulador	Justeringsatts
Adjuster Valve	Válvula del regulador	Ventiljustering
Adjustable	Ajustable	Justerbar
Aerial	Antena	Antenn
Air	Aire	Luft
Air Cleaner	Purificador de aire	Luftrenare
Air Conditioner	Aire acondicionado	Luftkonditionering
Air Cylinder	Cilindro de aire	Luftcylinder
Air Filter	Filtro de aire	Luftfilter
Air Manifold	Distribuidor de aire	Luftfördelare
Air Mass Meter	Medidor de masa de aire	Luftmätare
Air Feed	Inyector de aire	Luftförsörjning
Air Chute	Conducto neumático	Dränering
Air Outlet	Salida de aire	Överskottsluft
Air Muffler	Silenciador de aire	Luftljuddämpare
Air Pressure Regulator	Regulador de presión del aire	Luftregulator
Air Ram	Aire a presión	Luftkolv
Air Valve	Válvula de aire	Luftventil
Air Vent Pipe	Tubería del sistema de ventilación	Luftventilsrör
Alternator	Alternador	Generator
Alternator Interface	Acoplamiento del alternador	Generatorfäste
Aluminium (Alum)	Aluminio (Alum.)	Aluminium
Anchor	Anclaje	Ankare
Angle	Ángulo	Vinkel
Antiluce Fastener	Elemento de sujeción (Antiluce)	Låsbeslag(sidodörr)

When ordering replacement parts, always give the machine's Serial Number and specify Part Number, Quantity & Description



Amendment (Amdt.)	Corrección (Correc.)	Rättelse/förbättring
Amplifier	Amplificador	Elektrisk förstärkare
Arrangement	Disposición	Arrangemang
Ashtray	Cenicero	Askkopp
Assembly (Assy)	Conjunto (Conj.)	Sätta ihop
Auto Blanking	Borrado automático	Automatisk stängning
Automatic	Automático	Automatisk
Auxiliary	Auxiliar	Extra
Axle	Eje	Axel
Axle Beam	Viga del eje	
Axle Bolt	Perno del eje	Axelbult
Axle Breather	Respiradero del eje	
Axle Carrier & Tube	Tubo y soporte del eje	
Axle Front	Frontal del eje	Framaxel
Axle Rear	Trasera del eje	Bakaxel
Axle Washer	Arandela del eje	Axelbricka

B

Back Plate	Contraplato	Bakstycke
Bag	Bolsa	Säck
Ball	Bola	Kula
Ball End	Lado esférico	
Ball Joint	Rótula	
Ball Valve	Válvula de bola	Kulventil
Bar	Barra	Ramp
Basin	Vasija	Skål
Battery	Batería	Batteri
Battery Housing	Alojamiento de la batería	Batterikåpa
Battery Terminals	Bornes de la batería	Batteriterminal
Battery Lead	Cable de la batería	Batteribly
Battery Tray	Bandeja de la batería	Batteri platta
Beacon	Faro	Varningsljus
Beacon Bar	Barra del faro	Takramp varningsljus
Beam	Haz	Strålkastare
Bearing	Cojinete	Lager
Bell Housing	Carcasa del embrague	Svänghjulsåpa
Bellows	Fuelle	Bälg
Belt	Correa	Remm
Black	Negro	Svart
Blanking	Borrado	Stängning

When ordering replacement parts, always give the machine's Serial Number and specify Part Number, Quantity & Description



Beeper	Emisor de tonos	Backvanare
Blind Rivet	Remache ciego	Popnit
Block	Bloque	Stänga/sätta igen
Blue	Azul	Blå
Board	Tablero	Skiva
Body	Cuerpo	Kropp
Bolt	Perno	Bult
hex hd (hexagonal head)	cab. hexag. (cabeza hexagonal)	Bult (sexkanthuvud)
skt hd (socket head)	cab. hueca (cabeza hueca)	Bult försänkt huvud
csk hd (counter-sunk head)	cab. avell. (cabeza avellanada)	
Boom	Brazo	Bom
Boost	Empujar	Högeffekt
Bore	Calibre	Borra
Boss	Refuerzo	Knopp
Bottom	Inferior	Nertill
Bottle	Botella	Flaska
Box	Cuadro	Låda
Brace	Abrazadera	Band
Bracket (Brkt)	Soporte (Sop.)	Konsoll
Brake	Freno	Broms
Brass Wing Nut	Tuerca de mariposa de latón	Mässingsvingmutter
Breather	Respiradero	Luftare
Broom	Escobilla	Kvast
Brown	Marrón	Brun
Brush	Escobilla	Borste
Base	Base	Bas
Buffer	Amortiguador	Dämpare
Build	Construir	Bygga
Bulb	Bombilla	Lampa
Bulkhead	Mampara	Skott (i tank)
Bumper	Parachoques	Kofångare
Bump Stop	Tope	Underkörningsskydd
Bungee Cord	Cuerda elástica	
Bush	Casquillo	Bussning
Buzzer	Zumbador	Summer
Button	Botón	Knapp

When ordering replacement parts, always give the machine's Serial Number and specify Part Number, Quantity & Description

**C**

Cab	Cabina	Hytt
Cable	Cable	Wire
Caliper	Calibrador	
Cam Shaft	Árbol de levas	Kamaxel
Camera	Cámara	Kamera
Canopy	Cúpula	Kanape
Cap	Tapa	Kåpa
Capping	Cubierta	
Carabiner	Mosquetón	Karbidhake
Carrier	Soporte	Bärare
Case	Caja	Fall
Casing	Carcasa	Hölje
Catalogue	Catálogo	Katalog
Catch	Fiador	Fånga
Caution	Precaución	Varning
Centre	Centro	Mitten
Chain	Cadena	Kedja
Chassis	Chasis	Chassie
Check	Control	Kontrollera
Check Valve	Válvula de retención	Kontrollventil
Chute	Conducto	Dränering
Circlip	Resorte circular	Buntband
Circuit	Circuito	Strömkrets
Clamp	Grapa	Klämma
Cleaner	Limpiador	Rengörare
Clevis	Horquilla	
Clip	Pinza	Klämma
Clutch	Embrague	Koppling
Coach	Carrocería	Kaross
Coil	Bobina	Spole
Collar	Casquillo	Krage
Complete	Completo	Slutföra
Components	Componentes	Komponent
Compressor	Compresor	Kompressor
Cone	Cono	Konisk
Connector	Conector	Kontaktor
Connecting	Conexión en curso	Ansluta
Connection	Conexión	Anslutning

When ordering replacement parts, always give the machine's Serial Number and specify Part Number, Quantity & Description



Con Rod (Connecting Rod)	Biela (Biela)	
Continued (Cont.)	Continuación (Cont.)	Fortsatt
Control (Cntrl)	Control (Cont.)	Kontroll
Controller	Controlador	Kontrollant
Conventional	Convencional	Vanlig
Conversion (Conv)	Conversión (Conv.)	Omställning
Cooler	Refrigerador	Kylare
Cooling	Refrigeración	Kylning
Copper	Cobre	Koppar
Core	Núcleo	Stomme
Cotter	Chaveta	Sprint/kil
Coupling	Acoplamiento	Koppling
Cover	Cubierta	Skydd
Cowling	Capó	
Crank-case	Cárter	Vevhus
Cranked	Acodado	Krökt
Cross Member	Travesaño	Tvärstag
Crown Wheel	Corona dentada	Kronhjul
Curb	Borde	Kansten
Cylinder	Cilindro	Cylinder

D

Damper	Amortiguador	Dämpare
Deflector	Deflector	Riktare
Description	Descripción	Beskrivning
Details	Detalles	Detaljer
Detergent	Detergente	Rengöring
Diagram	Diagrama	Diagram
Dial	Cuadrante	Ring
Diaphragm	Diafragma	Diafragma
Diode	Diodo	Diod
Dipped Beam	Luz de cruce	Halvljus
Dipstick	Varilla de nivel de aceite	Olje/mätsticka
Dipstick guide	Guía de la varilla de nivel de aceite	Markering oljesticka
Dipstick tube	Tubo de la varilla de nivel de aceite	Rör oljesticka
Directional	Direccional	Riktningvisare
Dirt	Suciedad	Smutts
Disc/Disk	Disco	Lamell

When ordering replacement parts, always give the machine's Serial Number and specify Part Number, Quantity & Description



Display	Pantalla	Skärm
Distributor	Distribuidor	Distributör
Diverter	Desviador de flujo	Omvändare
Door	Puerta	Dörr
Double	Doble	Dubbel
Dowel	Espiga	Plugg/tapp
Down	Abajo	Ner
Dowty Seal	Junta (Dowty)	
Drag Link Tube	Biela de arrastre	
Drain Plug	Tapón de drenaje	Dräneringsplug
Drive	Transmisión	Köra
Drive Core	Núcleo de la transmisión	Drivaxel
Drive Coupling	Acoplamiento de la transmisión	Drivkoppling
Drive Dog	Retén de la transmisión	
Drive Flange	Brida de la transmisión	Drivfläns
Drive Motor	Motor de la transmisión	Drivmotor
Drive Pump	Bomba de la transmisión	Drivpump
Drive Shaft	Eje de la transmisión	Drivaxel
Drive Tube	Tubo de la transmisión	
Dual Sweep	Doble barrido	Dubbelsug
Dump Valve	Válvula de descarga	Övertrycksventil
Dust	Polvo	Damm

E

Earth, electrical (Ground)	Tierra	Jord
Eccentric	Excéntrico	Eccentrix
Elbow	Codo	Vinkel
Electric	Eléctrico	Elektrisk
Electrical	Eléctrico	Elektriska
Element	Elemento	Beståndsdel
Enclosure	Caja	Omgivet
End	Extremo	Slut
End Plate	Placa de tope	Skyddsplatta
End Cap	Tapa de extremo	Skyddskåpa
Engine	Motor	Motor
Exchange	Intercambio	Växla
Exhaust	Escape	Avgaser
Exhaust Gas Recirculation (EGR)	Recirculación de los gases de escape (EGR)	Avgasventil (EGR)

When ordering replacement parts, always give the machine's Serial Number and specify Part Number, Quantity & Description



Expansion	Expansión	Expantion
Extended	Extendido	Förlängd
Extension	Extensión	Förlängning
Extinguisher	Extintor	Förlängare

F

Fan	Ventilador	Fläkt
Fastener	Sujeción	Fäste
Feed	Alimentación	Försörjning
Female	Hembra	Kvinna
Filler	Embudo	Filler
Filter	Filtro	Filter
Finisher	Unidad de acabado	Avslutare
Fire	Fuego	Eld
First	Primero	Första
Fishtail	Cola de pez	
Fit	Acoplar	Passa
Fitting	Conector	Montering/installation
Fixing	Fijación	Laga
Flange	Brida	Fläns
Flap	Aleta	Dörr / öppning
Flash	Centelleo	Blixt
Flexible (Flexi)	Flexible (Flex.)	Flexibel
Floor	Piso	Golv
Floorplate	Placa de piso	Golvplatta
Flow	Flujo	Flöde
Fluid	Líquido	Vätska
Flywheel	Volante	Stödhjul
Foam	Espuma	Skumm
Fog	Niebla	Dimma
Foot	Pie	Fot
Forward	Directa	Framåt
Frame	Bastidor	Ram
Front	Delantero	Fram
Fuel	Combustible	Drivmedel
Function	Función	Funktion
Fuse	Fusible	Säkring

When ordering replacement parts, always give the machine's Serial Number and specify Part Number, Quantity & Description

**G**

Gain	Ganancia	Vinna
Galvanised	Galvanizado	Galvaniserad
Gantry	Pórtico	Brygga/ställning
Gas	Gas	Gas
Gas Strut	Montante de gas	
Gasket	Junta	Packning
Gauge	Indicador	Tryckmätare
Gauze	Tela metálica	Flor(gasbinda)
Gear	Engranaje	Växel
Geared	Accionado por engranaje	Växlad
Gearbox	Caja de cambios	Växellåda
General	General	I allmänhet
Glass	Vidrio	Glas
Glow Plug	Bujía incandescente	Glödstift
Gobbler (Nozzle Tilt)	Gobbler	Tilt (stubbed)
Grab	Gandhi	Fånga
Grease	Grassy	Smarty
Greaser	Ingrassatore	Feet
Green	Verde	Grön
Grey	Gris	Grå
Grill	Rejilla	Grill
Grip	Mango	Grepp
Grub Screw	Tornillo de presión	Avdragare
Grommet	Arandela	
Guard	Protección	Skydd
Guide	Guía	Guide

H

Handbrake	Freno de mano	Handbroms
Hand	Manual, a mano	Hand
Hand Primer	Bomba de mano	Handcreme
Hand Wash	Lavado a mano	Handtvätt
Handle	Asa	Handtag/vred
Hanger	Soporte colgante	Hängare
Harness	Mazo de cables	Sele
Head	Cabeza	Huvud
Headlamp	Faro	Strålkastare
Heat	Calor	Värme
Heatshield	Pantalla térmica	Värmeplåt

When ordering replacement parts, always give the machine's Serial Number and specify Part Number, Quantity & Description



Heater	Calentador	Värmare
High-pressure	Alta presión	Högtryck
Hi Tip	Punta alta	Högtippande
Hinge	Bisagra	Gångjärn
Hinged	Articulado	Gångjärns hängd
Holder	Portaherramientas	Hållare
Hooks	Ganchos	Krokar
Hopper	Tolva	Behållare
Horn	Claxon	Signalhorn
Hose	Tubo flexible	Slang
Hose Tail	Extremo de tubo flexible	Slangände
Hot	Caliente	Varm
Hour Meter	Cronómetro	Timräknare
Housing	Carcasa	Kåpa/skydd
Hub	Cubo	Centrum
Hydraulic	Hidráulico	Hydraulisk
Hydrant	Boca de riego	Brandpost
Hydrant Filler		Brandpost huvud
Hydrant Hose	Tubo flexible de la boca de riego	Brandpostslang
Hydrostatic	Hidrostático	Hydrostatisk

I

Identification	Identificación	Identifiering
Idle	Ralentí	Idealisk
Ignition (Ign)	Encendido (Enc.)	Tändning
Illuminated	Encendido	Eliminerad
Illustrated	Ilustrado	Illustrerad
Illustration	Ilustración	Illustration
Impeller	Propulsor	Impeller
Inclusive	Inclusivo	Inklusive
Information (Info)	Información (Info.)	Information
In	Dentro, entrada	In
Inlet	Admisión	Insläpp
Inlet Cone	Núcleo de admisión	Insläppskona
Inlet Pipe	Tubo de admisión	Insläppsrör
Injection Pump	Bomba de inyección	Injektionspump
Injector	Inyector	Injektör
Injector Pipe	Tubo del inyector	Injektorrör
Input	Entrada	Ingående

When ordering replacement parts, always give the machine's Serial Number and specify Part Number, Quantity & Description



Inseal Strip	Banda de estanqueidad	
Insert	Insertar	Lägga till
Insertion	Inserción	Insättande/tillägg
Installation	Instalación	Installation
Instrument	Instrumento	Instrument
Insulator	Aislante	Isolerare
Inter Cooler	Refrigerador intermedio	Laddluftkylare
Interior	Interior	Inredning
Interim	Intermedio	Interim
Internal	Interno	Invändig
Item	Elemento	Punkt/artikel

J

Jet	Chorro, inyector	Jet
Joint	Articulación	Punkt
Joystick	Palanca de control	Joystick
Jubilee Clip	Pinza (Jubilee)	Slangklämma
Junction	Unión	Korsning

K

Key	Tecla	Nyckel
Key Switch	Interruptor de llave, llave de contacto	Tändningslås
Kerb	Borde	Kantsten
King Pin	Pivote central	
King Post	Palo macho	
Kit	Juego	Satts
Knob	Mando	Knopp

L

label	Etiqueta	Etikett
Lamp	Lámpara	Lampa
Work Lamp	Lámpara de trabajo	Arbetsljus
Head Lamp	Lámpara de cabeza	Strålkastare
Side Lamp	Lámpara lateral	Positionsljus
Lance	Lanza	Munstycke
Lap Joint	Articulación de solape	Fogpunkt
Large	Grande	Stor
Latch	Pestillo	Regla/stänga
Lead	Plomo, avance	Bly
L.E.D. (Light Emitting Diode)	LED (diodo emisor de luz)	L.E.D diod
Leash	Correa	Remm

When ordering replacement parts, always give the machine's Serial Number and specify Part Number, Quantity & Description



Left	Izquierda	Vänster
Left Hand Drive (LHD)	Conducción por la izquierda (LHD)	Vänsterstyrning
Leg	Pata	Ben
Length	Longitud	Längd
Lens	Lentes	Glas
Level	Nivel	Nivå
Lever	Palanca	Spak/hävstång
Lid	Tapa	Lock
Lift	Levantar	Lyfta
Lifting	Levantamiento	Lyfter
Light	Luz	Ljus
Side Light	Luz lateral	Sidoljus
Head Light	Faro	Strålkastare
Rear Light	Luz trasera	Bakljus
Brake Light	Luz de freno	Bromsljus
Interior Light	Luz interior	Innebelysning
Fog Light	Luz antiniebla	Dimmljus
Linch Pin	Pasador con anilla abatible	
Lining	Revestimiento interior	Bromsbelägg/beklädnad
Link	Articulación	Länk
Linkage	Varillaje de mando	Länksystem
Litre	Litro	Liter
List	Lista	List
Load	Carga, cargar	Lasta
Located	Situado	Placerad
Lock	Cierre, bloqueo	Lås
Locknut	Contratuerca	Läsmutter
Locker	Taquilla	Skåp
Locking	Cierre	Låsa
Long	Largo	Lång
Loom	Cableado eléctrico	Hölje
Loop	Bucle	Förbinda
Low Pressure	Baja presión	Lågtryck
Lower	Inferior, bajar	Sänka
Lubricant	Lubricante	Smörjmedel
Lubrication	Lubricación	Smörjning

When ordering replacement parts, always give the machine's Serial Number and specify Part Number, Quantity & Description

**M**

Machine	Máquina	Maskin
Magnet	Imán	Magnet
Magnetic	Magnético	Magnetisk
Main	Principal	Huvud
Male	Macho	Man
Management	Gestión	Skötsel
Manifold	Distribuidor	Fördelare
Manual	Manual	Manual
Manufactured	Fabricado	Tillverkad
Marker Lamp	Luz de señalización	
Master	Principal	Huvud
Master Cylinder	Cilindro maestro	Huvudcylinder
Maximum (Max)	Máximo (Máx.)	Maximum
Mesh	Malla	Galler
Metal	Metal	Metall
Meter	Metro	Meter
Micro Switch	Microinterruptor	Mikrobrytare
Minimum (Min)	Mínimo (Min.)	Minimum
Mirror	Espejo	Spegel
Miscellaneous	Varios	Ungefärlig
Modified	Modificado	Modifierad
Module	Módulo	Modul
Monitor	Monitor, controlar	Skärm
Motor	Motor	Motor
Mount	Montura	Montera
Mounted	Montado	Monterad
Mounting	Instalación, soporte	Montera
Mud Flaps	Aleta guardabarros	Stänkskydd
Mud Guard	Guardabarros	Stänkskärm
Muffler	Silenciador	Ljuddämpare
Multi Function	Multifunción, multiuso	Flerfunktion

N

N/A (Not Applicable)		
Narrow	Estrecho	Nära
Near side	Lado izquierdo	Nära sidan
Negative	Negativo	Negativ
Neutral	Neutral, punto muerto	Neutral
New	Nuevo	Ny

When ordering replacement parts, always give the machine's Serial Number and specify Part Number, Quantity & Description



Nipple	Manguito	Nippel
No. (Number)	Número	Nummer
Non Return	Sin retorno	Ingen återvändo
Normal	Normal	Normal
Note	Nota	Not
Nozzle	Boquilla	Munstycke
Number	Número	Nummer
Numerical	Numérico	Numrerad
Nut	Tuerca	Mutter
Nyloc Nut	Tuerca (Nyloc)	Nylocmutter
Hex Nut	Tuerca hexagonal	Mutter sexkant
Plain Nut	Tuerca lisa	Plan mutter
Self Locking Nut	Tuerca autoblocante	Låsmutter
Thin Nut	Tuerca fina	Mutter (tunn)
Nylon Tube	Tubo de nilón	Nylonslang

O

Obsolete	Obsoleto	Föråldrad
Off	Apagado	Av
Off Side	Lado derecho	Vid sidan av
Oil	Aceite	Olja
Olive	Oliva	Oliv
On	Encendido	På
Open	Abrir	Öppen
Opened	Abierto	Öppnad
Opening	Apertura, abertura	Öppning
Operating	Funcionamiento	Köra
Option	Opción	Tillbehör
Optional	Opcional	Valfri/frivillig
Orange	Naranja	Orange
Original	Original	Orginal
O-Ring	Junta tórica	O ring
Out (Extended)	Fuera	
Outer	Exterior	Yttre
Outlet	Salida	Överskott
Output	Producción	Utkommande
Overhead	En cabeza	Över huvudet
Overload	Sobrecarga	Överlasta

When ordering replacement parts, always give the machine's Serial Number and specify Part Number, Quantity & Description

**P**

Packer	Tapón estanco	Packare
Panel	Panel	Panel
Part	Pieza	Del
Pedal	Pedal	Pedal
Pick-up (sensor)	Elegir	Sensor
Pilot (pressure)	Piloto	Pilot (tryck)
Pin	Pasador	Pinne
Pinion	Piñón	Pinjong
Pink	Rosa	Rosa
Pipe	Tubo (rígido)	Rör
Piping	Tubería	Rördragning
Piston	Pistón	Kolv
Pivot	Pivote	Styrtapp
Plastic	Plástico	Plast
Plate	Disco, placa	Tallrik
Plinth	Base	Plint
Plug	Enchufe, tapón	Plugg
Point	Punto	Punkt
Poppet Valve	Válvula de resorte	
Ports	Puertos	Port/öppning
Position	Posición	Position
Positioned	Colocado	Placerad
Post	Poste, borna	Stolpe/stötta
Potentiometer	Potenciómetro	Potensiometer
Power	Potencia	Ström
Pneumatic (See Also Air)	Neumático (véase también Aire)	Pneumatisk
Pressure	Presión	Tryck
Primer	Cebador	Primer
Production	Producción	Produktion
Prop	Apoyo	Stöd/palla under
Propshaft	Árbol de transmisión	Kardanaxel
Pull	Tirar, tracción	Drag
Pulley	Polea	Remskiva
Pulsation	Pulsación	Pulserande
Pulse	Pulso	Puls
Pump	Bomba	Pump
Purple	Púrpura	Lila

When ordering replacement parts, always give the machine's Serial Number and specify Part Number, Quantity & Description



	Push	Empujar, empuje	Tryck
Q			
	Quick Release	Suelta rápida	Snabbkoppling
R			
	Radiator (Rad)	Radiador (Rad.)	Kylare
	Raise	Levantar	Lyfta
	Raised	Levantado	Lyft
	Ram	Pistón	Kolv
	Ratio	Relación	Radie
	Rear	Trasero	Bak
	Red	Rojo	Röd
	Reducer	Reductor	Reducerare
	Reducing	Reducción, reduciendo	Reducera
	Reduction	Reducción	Reducering
	Reel	Carrete	Hjul
	Refer	Ver	Referera
	Refill	Rellenar	Återfylla
	Regulator	Regulador	Regulator
	Related	Relacionado	Besläktad
	Relay	Relé	Relä
	Release	Liberación	Lösgöra
	Relief Valve	Válvula de descarga	Övertrycksventil
	Remote	Remoto	Mottagare
	Repair	Reparar	Reparera
	Replacement	Sustitución	Ersätta
	Resister	Registrar, registro	Motstånd
	Restrictor	Estrangulador	Strypning
	Retainer	Fiador	Förskottshyra
	Retaining	Retención	
	Return	Retorno	Återvända
	Reverse	Inverso	Backa
	Reversing	Inversión	Backa
	Right	Derecha	Höger
	Right Hand Drive (RHD)	Conducción por la derecha (RHD)	Högerstyrd
	Rim	Llanta	Kant/fals
	Ring	Anillo	Ring
	Road	Carretera	Väg
	Rod	Varilla	Rulle

When ordering replacement parts, always give the machine's Serial Number and specify Part Number, Quantity & Description



Rolling	Rodamiento	Rullande
Rotary	Giratorio, rotativo	Roterande
Rotate	Girar	Rotera
Rotating	Giratorio, rotativo	Rotera
Rotation	Giro	Rotation
Rubber	Goma	Gummi

S

Safety	Seguridad	Säkerhet
Scraper	Escariador	Skrapa
Screen	Filtro, pantalla	Galler
Screw	Tornillo	Skruv
csk hd (counter-sunk head)	Cab. avell. (cabeza avellanada)	
Hex hd (hexagonal head)	Cab. hexag. (cabeza hexagonal)	Skruv sexkant
skt hd (socket head)	Cab. hueca (cabeza hueca)	Skruv (fösänkt)
Seal	Junta	Tätning
Sealant	Sellante	Flytande tätningmedel
Sealing	Sellado	Täta
Seat	Asiento	Säte
Securing	Fijación	Säkra
Selector Shaft	Eje selector	Väljaraxel
Self Tapping	Aterrajado automático	Självdränerande
Sender	Conmutador selector	Sändare
Sensor	Sensor	Sensor
Separation	Separación	Separerat
Serial	Serie	Serie
Service Exchange (S/EX)	Intercambio de servicio	Utbytesdel
Setscrew	Tornillo de fijación	Sättskruv
Shaft	Eje	Skaft
Shells	Cuerpos	Snäckor
Shield	Protector	Skjöld
Shim	Suplemento	Shims
Shock Absorber	Amortiguador	Stötdämpare
Shoe	Zapata	Sko
Short	Corto	Kort
Shovel	Pala	Skyffel
Side Access Door	Puerta de acceso lateral	Sidodörr
Sight	Vista	Sikt

When ordering replacement parts, always give the machine's Serial Number and specify Part Number, Quantity & Description



Silencer	Silenciador	Ljuddämpare
Silicon	Silicona	Silikon
Single	Único, sencillo	Enkel
Skirt	Faldón	Kjol
Slate	Pizarra	
Sleeve	Manguito	Muff
Slew	Pivotar	Svänga/slira
Slewing	Pivotaje	Svängande/slirande
Sliding	Deslizamiento	Glidande
Slotted	Ranurado	Spräckat
Small	Pequeño	Liten
Socket	Casquillo	Socket
Solenoid	Solenoide	Solenoid
Spacer	Separador	Distans
Spare	Repuesto	Reserv
Speakers	Altavoces	Högtalare
Special	Especial	Special
Speed	Velocidad	Fart
Spherical	Esférico	Klotformig
Spigot	Espiga	Rör
Spindle	Husillo	Spindel
Splined	Acanalado	Flisad/splittrad
Splinter	Partícula	Skärva/splitter
Split Pin	Chaveta hendida	Låspinne
Splitter	Separador	Fördelare
Spray	Pulverizador, rociador	Spaya
Spring	Muelle	Fjäder
Stabiliser	Estabilizador	Stabiliserare
Stabilising	Estabilización	Stabilisera
Stack	Pila	Fullpropad med
Standard	Estándar	Standard
Standpipe	Tubo vertical	Vattenpost
Starter	Motor de arranque	Startmotor
Steel	Acero	Stål
Steering	Dirección	Styrning
Stem	Vástago	Stoppa
Stiffener	Contrafuerte, larguero	Förtjockare
Stop	Parar	Stopp
Storage	Almacenamiento	Lagra

When ordering replacement parts, always give the machine's Serial Number and specify Part Number, Quantity & Description



Stowage	Estiba	Stuvningsutrymme
Straight	Recto	Rakt
Strap	Tira de sujeción	Sätta fast
Strip	Banda	Ta bort
Strut	Puntal	Balk/stötta
Stub	Tope	Stump/talong
Stud	Espárrago	
Studded	Con pasador	
Studding	Pasante	
Sub Frame	Bastidor auxiliar	Underram
Suction Box	Caja de succión	
Suction Fan	Ventilador de succión	Sugfläkt(turbin)
Suction Nozzle	Boquilla de succión	Sugmunstycke
Sump	Sumidero	Oljetråg
Supply	Suministro	Förse
Support	Asistencia, soporte	Stödja
Suppression	Supresión	Undertryck
Suspension	Suspensión	Fjädring
Sweep	Barrido	Sopa
Sweeping	Barrido, barriendo	Sopa
Swing	Oscilación	Svänga
Switch	Interruptor	Brytare
Switches	Interruptores	Brytare
Swivel	Giratorio	Svängbar
System	Sistema	System

T

Tab Washer	Arandela con lengüeta	
Tachograph	Tacógrafo	Färdskrivare
Tachometer	Tacómetro	Hastighetsmätare
Tandem	Tándem	Tandem
Tank	Tanque	Tank
Tapered	Cónico	Avsmalnande
Taper Lock	Cierre cónico	Plugg
Tee Key	Llave en T	Gren
Temperature (Temp)	Temperatura (Temp.)	Temperatur
Template	Plantilla	Mall
Tensioner	Tensor	Sträckare
Terminal	Terminal	Terminal
Test	Prueba	Test

When ordering replacement parts, always give the machine's Serial Number and specify Part Number, Quantity & Description



Thermostat	Termostato	Termostat
Thick	Espeso	Tjock
Thimble	Dedal	Fingerborg
Thin	Delgado	Smal
Throttle	Regulador de gases	Trottel
Thrust	Empuje	Tryck
Tie Rod	Barra de acoplamiento transversal de la dirección	
Tilt	Inclinar	Tilt
Tilting	Inclinación	Tilta
Timer	Temporizador	Timer
Timing	Sincronización	Tids anpassa
Toggle	Báscula	Vippa
Tool	Herramienta	Verktyg
Toolbox	Caja de herramientas	Verktygslåda
Toothed	Dentado	Signalhorn
Top	Superior	Topp
Tow	Remolque	Dra / bogsera
Tow Ball	Bola de remolque	Dragkula
Tow Bar	Barra de remolque	Dragkrok
Tow Point	Punto de remolque	Dragpunkt
Track Rod	Tirante transversal	
Trailer	Remolque	Släp
Transfer Gearbox	Caja de cambios transferencia, caja transfer	Tillsattsväxellåda
Transmission	Transmisión	Transmission
Travel	Recorrido, viaje	Resa
Trunking	Unión	
Trunnion	Muñón	
Tube	Tubo	Rör
Tubing	Sistema de tuberías	Rördragning
Turbocharger (Turbo)	Turbocompresor (Turbo)	Turbo
Twin	Gemelo, bimotor	Dubbel
Type	Tipo	Typ
Typical	Típico	Typisk
Tyre	Neumático	Däck

When ordering replacement parts, always give the machine's Serial Number and specify Part Number, Quantity & Description

**U**

Uncompressed	No comprimido	Okomprimerad
Underside	Inferior	Undersida
Universal Joint (U/J)	Junta cardánica (U/J)	Knutkors
Union	Unión	Förena
Unit	Unidad	Del
Un-Loader	Descargador	Avlastning
Up	Arriba	Upp
Update	Actualizar	Uppdatera
Usage	Uso	Andvändning

V

Valve	Válvula	Ventil
Variant	Variante	Variant
Vehicle	Vehículo	Fordon
Voltage	Tensión	Volt

W

Wander Hose	Tubo flexible móvil	Sugslang (lövsug)
Warning	Advertencia	Varning
Washer	Arandela	Bricka
Water	Agua	Vatten
Wear	Desgaste	Slitage
Weed Ripper	Escardador	Ogräs
Welded	Soldado	Svetsad
Wheel	Rueda	Hjul
White	Blanco	Vit
Wide Sweep	Barrido amplio	Vals
Windscreen	Parabrisas	Vindruta
Wiper	Limpiaparabrisas	Torkare
Wires	Cables	Ledningar
Wiring	Cableado	Ledningsdraging
Black, Blue, Brown, Green, Grey, Orange, Pink, Purple, Red, White Yellow	Negro, Azul, Marrón, Verde, Gris, Naranja, Rosa, Púrpura, Rojo, Blanco Amarillo	Svart Blå Brun Grön Grå Orange Rosa Lila Röd Vit Gul
Work Light	Lámpara de trabajo	Arbetsljus

When ordering replacement parts, always give the machine's Serial Number and specify Part Number, Quantity & Description

**X**

Xenon	Xenón	Xenon
--------------	-------	-------

Y

Yellow	Amarillo	Gul
Yoke	Horquilla	Sammankoppla

When ordering replacement parts, always give the machine's Serial Number and specify Part Number, Quantity & Description

ILLUSTRATED PARTS CATALOGUE

SCARAB VM MINOR - CANbus

INDEX of MAIN ASSEMBLY DESCRIPTIONS used in this PARTS CATALOGUE



DESCRIPTION	SECT/PAGE
A	
Adjustable Spraybar Mount	H15
Air Conditioning Compressor Installations	L17
Air-conditioning	E13
Auto-blanking	G7
Auto-blanking Valve	L11
B	
Brake Pedal Assembly	D1
Braking System - General Arrangement	D1
Brush Valve Block	J3
C	
Cab Door Assembly	E3
Cab External Components	E1
Cab Heater	E13
Cab Internal Features	E5/7
Cab Locking Assembly	E11
Cab Safety Latch	E11
Canbus Electrical Components	K3
Chassis General Arrangement	C1
Control Valve Assembly - Street Wash	L9
Cooling	A3
D	
Detergent Bottle Stowage - Dual Sweep	L21
Detergent Injection	L21
Drive Motor Assembly	B3
Driveline	B1
E	
Electrical Components - Gantry	K4
Electrical Components - In-cab	K3
Engine Sensors	A1
Exhaust	A3
F	
Fan Assembly	G5
Fan Wash-assist	L5
Front Axle - Steering Hub Arrangement	C13

When ordering replacement parts, always give the machine's Serial Number and specify Part Number, Quantity & Description



DESCRIPTION	SECT/PAGE
Front Axle & Associated Parts	C15
Front Brake Caliper	D3
Front Brush 'Stop When Raised' Valve	J3
Front Brush Arrangement	F7/9
Front Mudflap Assembly	C7
Front Suspension Assembly	C9
Fuel System	A7
Fuse Panel Assembly	K1
G	
Gantry Arrangement - Exhaust & Cooler	A5
Gantry General Arrangement	C5
H	
Handbrake Assembly	D5
Head/Rear Lamps & Marker Lights	K4
High-pressure Pump 21 Litre	H9
High-pressure Pump Arrangement	H11
High-pressure Spray Bar	H15
High-pressure Spray Bar Adjustable Bracket	H15
High-pressure Spray System	H13
Hopper - General Arrangement	G1
Hose Reel	H17
Hose Reel Arrangement	L21
Hydrant Filler Kit	L15
Hydraulically Assisted Cab-tilt	L19
Hydraulically Operated Rear Door	L25
I	
Intercooler	A3
Internal Hopper Components	G5
L	
Load Sensor	L27
Low Pressure Spray Bar Assembly	H5
M	
Main Hydraulic Valve Block Assembly	J1
Manual Blanking	G7

When ordering replacement parts, always give the machine's Serial Number and specify Part Number, Quantity & Description



DESCRIPTION	SECT/PAGE
O	
Oil Tank & Manifold	J9
Overhead Suction Boom Arrangement	L1
P	
Propshaft	B5
R	
Radiator Assembly	J7
Rear Axle Assembly	B7
Rear Brake Arrangement	D3
Rear Door Arrangement	G3
Rear Mudguard Arrangement	C7
Rear Suspension	C11
Remote Switch Box	L27
Rubber Hoses Common on LH, RH & Dual Sweep M/Cs	J11
Rubber Hoses LH Drive Dual Sweep M/Cs Only	J12
Rubber Hoses on LH Sweep M/Cs Only	J12
Rubber Hoses on RH Sweep M/Cs Only	J12
S	
Side Brush Arrangement	F11/13
Spare Wheel & Carrier	L3
Standard Wander-hose Assembly	F17 & G9
Steel Pipe Listing	J11
Steering Arrangement	C17
Steering Column Assembly	E9
Streetwash Spray Bar	L7
Suction Nozzle Arrangement	F15
Suction Nozzle Lifting Arrangement	F17
Sweep/wash Diverter Valve	L11
T	
Transmission Pump Assembly	J5
V	
VM Engine (EURO 4) - General Arrangement	A1

When ordering replacement parts, always give the machine's Serial Number and specify Part Number, Quantity & Description



DESCRIPTION	SECT/PAGE
W	
Wander Hose Manual Blanking Assembly	G9
Water Bag - High Tip	L13
Water Bag - Low Tip	L13
Water Boom Arrangement	L23
Water Filter - High-pressure System	H13
Water Filter Assembly - Low Pressure	H5
Water Pump - Low Pressure	H3
Water Spray Jet - Low Pressure	H7
Water Spray Jet - Low Pressure - Fixed Type	H7
Water Tank Arrangement	H1
Water Valves Arrangement	H3
Widesweep Arrangement - Dual Sweep Machines	F3
Widesweep Arrangement - Single Sweep Machines	F1
Widesweep-brush Lifting Arrangement	F5
Wiring Looms	K3
Work Lamps - Beacons & Light bars	K4

When ordering replacement parts, always give the machine's Serial Number and specify Part Number, Quantity & Description