

SCARAB M6

The M6 is a truck-mounted, heavy-duty sweeper capable of delivering outstanding performance in any application.



VERSATILE SOLUTION
MAXIMUM RELIABILITY

M6

EASY
MAINTENANCE
SCHEDULE

EXTENSIVE
RANGE OF
OPTIONS

RUGGED
CONSTRUCTION

High power, reliable performance, and easily mounted on nearly any 15-18 tonne chassis - the M6 is a trusted solution in even the most remote locations worldwide.

The M6 incorporates all the essential features of a Scarab heavy-duty road sweeper and has been purposely developed to be packaged and shipped as safely and economically as possible to destinations around the world, where it can be easily be mounted on the local 15 - 18 tonne GVW truck chassis of your choice.

The rugged construction, easy maintenance schedule and a carefully selected range of options ensure the M6 delivers outstanding performance in municipal and heavy-duty contractor applications.



VERSATILE SOLUTION MAXIMUM RELIABILITY



Outstanding performance in municipal and heavy-duty contractor applications:

SIZE:	15 - 18 tonne GVW
SWEEPING SPEED:	15 - 20mph/20 - 30kph
HOPPER CAPACITY:	6.35 cubic metres
WATER TANK:	1250 - 1900 litres
ENGINE:	Cummins QSB 3.3 ROW
CHASSIS FUEL TANK CAPACITY:	95 - 200 litres
AUXILLARY FUEL TANK CAPACITY:	120 litres
TYPICAL PAYLOAD:	4500 - 9000kg
SWEEP WIDTH:	2505mm single/3200mm dual

Standard specification

- Stainless steel hopper
- Scarab CANbus control panel incorporating operational information, data logging and self diagnosis
- 1250 litre corrosion resistant water tank

DELIVERING MORE CHOICE WORLDWIDE

Thanks to our comprehensive network of trusted dealers worldwide, our export skid units can be distributed to even the most remote locations. Our dealer network is a collection of specially selected sweeping experts, each equipped with dedicated Scarab knowledge and access to our innovative products to help clients meet the demands of their operations. Spread across six continents, our network is continuing to grow as we look to offer our technical and commercial innovations to as many countries as possible.



Export skid unit packaged and ready to ship



Strong, robust hopper

The hopper is completely manufactured from strong, corrosion and abrasion-resistant 4003 stainless steel, which is shot blasted before a two-pack epoxy primer and a hard-wearing topcoat is applied.

Particulate screening, via a hinged stainless steel mesh filter, swings down for ease of cleaning and provide access to the stainless steel inlet cone.



COMPREHENSIVE SWEEPING CONFIGURATION


The M6 is available in both single and optional dual sweep configuration. When the suction nozzle, side brush and widesweep functions are in operation, the M6 can sweep at a 2505mm width. However, the brushes can reach an impressive 3200mm span when simultaneously dual sweeping.

With variable brush speeds, optional down pressure and swivelling widesweep, the M6 is proficient in any sweeping application.

POWERFUL & RELIABLE SUCTION PERFORMANCE

A stainless steel roof mounted impeller is positioned to produce an efficient airflow path for high suction performance and reduced power consumption.

Particulate screening, via a hinged stainless steel mesh filter, is pleated to give maximum surface area and reduce blocking - it also swings down for ease of cleaning.



POWER & CONTROL

The M6 has been designed for operators who prefer a twin-engine configuration. The simple fluid power system and Scarab's industry-leading CANbus control system reduce ownership costs and maximise reliability.



CANBUS CONTROL SYSTEM

Scarab's CANbus control system revolutionised the way sweepers are operated and maintained. It continues to evolve today to offer market leading sweeper control.

Our latest CANbus control system offers colour coded door-pod and pedestal controls with key sweeping functions visible at a glance, and comfortably within reach. The large graphical display clearly indicates sweeping configuration and provides the user with regular updates on the vehicle, including warnings and service reminders. What's more, with real-time data-logging built into the system, you can monitor your performance and keep your sweeper functioning at its very best. Scarab's CANbus includes universal connectors for fitment of Global Positioning System (GPS) and the option of real-time data availability via telematics.

“Scarab are at the cutting edge of developing innovative solutions to be more efficient with dust collection, reducing noise pollution and lowering carbon footprints”.



Quiet, efficient power in a self-contained unit

AUXILIARY ENGINE

The quiet, low-emission Cummins QSB 3.3 engine was selected for its ability to provide ample power at low RPM.

Its position, between hopper and cab, affords ease of access for servicing. All engine filters and main service points can be reached from the large working platform or by additionally removing the forward easy-access panel.

HYDRAULIC SYSTEM

The Scarab fluid drive system is directly coupled to the auxiliary engine. By eliminating drive belts, gearboxes and flywheel couplings, it ensures quiet, efficient sweeping and suction performance and a high degree of reliability.

All the hydraulic control components are housed in a secure locker and steel piping is used throughout.



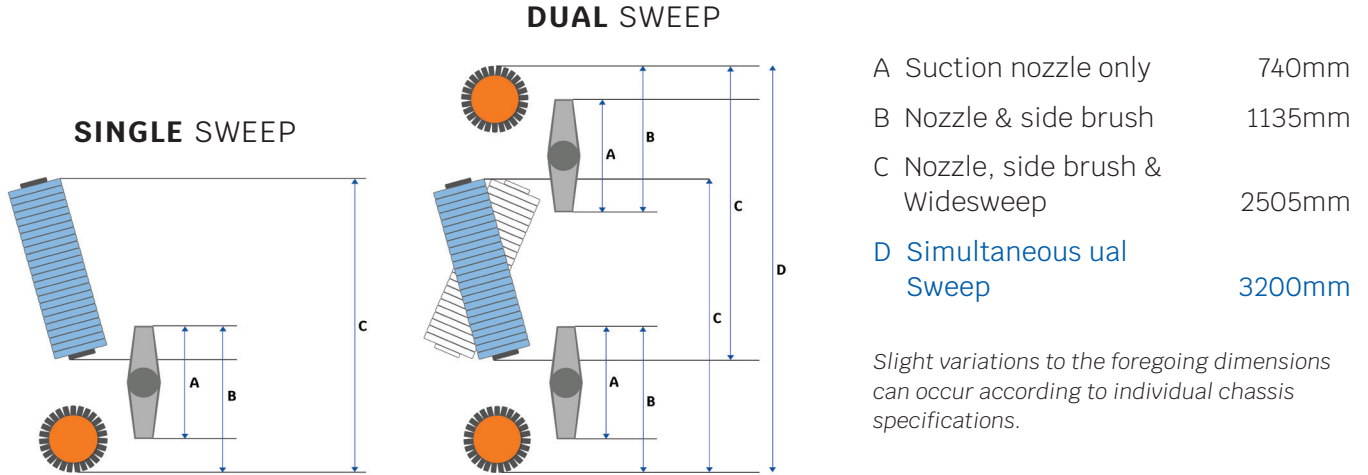
AFTER SALES SUPPORT

Our dedicated After Sales team are Scarab Sweepers' front-line ambassadors and it's their aim to provide you with the highest level of support for the lifetime of your vehicle, delivered through:

- **Industry renowned after sales care.**
- **A range of extended warranty options.**
- **A choice of 'Service', or 'Repair and Maintenance' solutions to suit your needs.**

STANDARD FEATURES

SWEEPING WIDTHS (based on a typical 15 tonne GVW chassis)



WEIGHTS AND DIMENSIONS

PAYLOAD

Typical Payload Potential 4500 - 9000kg

TYPICAL DIMENSIONAL DATA

Length overall	6100mm
Wheelbase	3260 - 3900mm
Width overall	2400mm
Overall height	hopper lowered 3410mm hopper raised 5100mm

CAPACITIES

Hopper*	Voided volume 6.35m ³ Payload volume 5.65m ³
Water tank**	1250 - 1900 litres

* Calculated in accordance with European Standard EN15429

** The option of an additional water tank is available subject to chassis selected



UPGRADES/ENHANCEMENTS

OPTIONS (other options and operator specific requirements are available upon request)*



*Some options listed are chassis dependent

WATER

- High-pressure/high-volume pump with hand lance and self-retracting hose reel.
- Additional dust suppression for suction tubes (additional jets at the top of the suction tube).
- Simultaneous wash and sweep.
- Additional water tank between auxiliary engine and chassis cab.

BRUSHES

- Dual sweep (a second channel brush on opposite side of the sweeper + swivelling widesweep).
- Simultaneous dual sweep (both channel brushes + swivelling widesweep).
- Adjustable pressure control for channel brushes and widesweep.

SUCTION SYSTEM

- Rear-mounted swing-out wander boom (left hand or right hand mounting).
- Polyurethane coating of suction path components.

MISCELLANEOUS

- CCTV camera to offside brush and/or rear of vehicle.
- Centralised lubrication system (either manual or automatic).
- Alternative or additional beacons.
- Work lights.




MADE IN BRITAIN, TRUSTED WORLDWIDE

Scarab's machines are proudly Made In Britain and trusted by clients worldwide. Crafted at our facility in Marden, Kent, our dedicated team of experts are responsible for ensuring that every single one of our products effortlessly blends tradition with technology.

M6

www.scarab-sweepers.com

Dealership



SCARAB SWEEPERS LTD

Pattenden Lane, Marden,
Tonbridge, Kent,
United Kingdom TN12 9QD

TEL +44 (0)1622 831006

www.scarab-sweepers.com



SCARAB ♦ Leave nothing behind