




**SCARAB**  
FAYAT GROUP



# MISTRAL ROAD SWEEPER

ILLUSTRATED PARTS CATALOGUE





**SCARAB**  
FAYAT GROUP

## Illustrated Parts Catalogue

### **MISTRAL** **CANbus 3.x Control Systems**

**Manual SCAZ039824**

Version: 1.6.10 . . . . . 16th February 2021

To download the latest version visit our website.

Scarab Sweepers Limited  
Pattenden Lane - Marden - Kent TN12 9QD, UK  
T: +44 (0)1622 831 006  
E: [scarab@scarab.fayat.com](mailto:scarab@scarab.fayat.com) - W: [scarab-sweepers.com](http://scarab-sweepers.com)  
Registered in England No. 18923459 - VAT No. GB 374 5002 68  
Registered Office: Pattenden Lane, Marden, Tonbridge, Kent TN12 9QD, UK

Part No. SCAZ039824 1.6.10 / E&OE

Copyright ©2021 SCARAB SWEEPERS

## Important Notice To Users


This Illustrated Parts Catalogue is published by Scarab Technical Publications and every effort is made to ensure that the information it contains is correct at the time of publication. Due to a policy of continuous development, however, the Company reserves the right to alter the specification and to supply when so altered without reference to illustrations and descriptions in this manual.


Parts depicted or mentioned in this manual may or may not be fitted to your particular road sweeper due to various options that may or may not have been selected and does not therefore infer that the part should be fitted to your particular road sweeper or is missing. If in doubt then please contact the Scarab Parts Department for clarification.

It is imperative that the correct model is FULLY identified when procuring replacement parts for your Scarab Sweeper. To avoid unnecessary confusion and delays caused by incorrectly ordered parts, please refer to the Vehicle Serial Number (CE) Plate and take note of the vehicle's number.

**i** The Serial Number Plate is located on the left hand side of the subframe, on the rear face of the suction spigot mounting and inboard of the suction nozzle lifting ram.

The example shown here is for guidance only.



	<b>Scarab Road Surface Cleaner</b> www.scarab-sweepers.com	<b>Scarab Sweepers Limited</b> Pattenden Lane, Marden, Tonbridge, Kent. TN12 9QD, England.
	Type <input type="text"/>	Serial Number <input type="text"/>
Year of Manufacture <input type="text"/>		

This information **MUST** accompany **EVERY** parts order to ensure that the correct parts are supplied.

## How To Use This Illustrated Parts Catalogue

### Introduction

This Illustrated Parts Catalogue has been organised to facilitate ease of use when identifying and procuring replacement parts for the Scarab Sweeper.

The information content has been arranged in a logical manner by creating a number of separate sections, each dealing with a specific aspect or sub-system of the machine, complete with its own table of contents. Where relevant, cross-references from one section to another have been included to enable the user to quickly navigate to the information that gives the required level of detail.

### Using The Parts Lists

The breakdown structure within each parts list reflects the inter-relationship of the various components in an assembly.

The order of information (L to R) is: Item/Part No./Quantity/Description.

The first item on a parts list, is the description of the main assembly in question, is shown in bold, thus:

#### Description of Main Assembly

The succeeding parts generally fall into two categories, namely attaching parts i.e. bolts, screws, nuts, washers etc. or breakdown parts i.e. assemblies/sub assemblies and/or piece parts.

<i>Item</i>	<i>Part Number</i>	<i>Quantity</i>	<i>Description</i>
			<b>Description of Main Assembly</b>
1	064321	1	Sub-Assembly 1 of Main Assembly
	012356	2	. Set screw, M6 x 30mm
2	045678	1	. Sub-Sub-Assembly 1 of Sub-Assembly 1
3	032145	1	. . Piece part 1 of Sub-Sub-Assembly 1
	012356	2	. . . Set screw, M6 x 30mm
NI	032187	1	. . Piece part 2 of Sub-Sub-Assembly 1
4	045678	1	. Sub-Sub-Assembly 2 of Sub-Assembly 1
5	032142	1	. . Piece part 1 of Sub-Sub-Assembly 2
	090909	AR	. . . Hose. rubber, 1 bore

### Item Numbers

Item numbers are used to cross-refer items from the parts lists to their associated illustrations and vice-versa, except for, attaching parts.

If the illustration of an item is superfluous, then the item number will be listed as not illustrated:- **NI**.

### Part Numbers

Not every item will have a part number associated with it because it might be an assembly that is broken down into its components elsewhere or there might be different versions of that item described elsewhere.

### Quantities

When a parts quantity has been marked with **AR** then this means **as required**, for example hose lengths may differ slightly due to the route taken, or you may have one or more of a given part then the quantity will be **as required** due to the quantity of said part that is fitted to a particular sweeper configuration.

### PDF Version

The PDF version of this manual has been created to open like you would the real manual with two pages per view, so do not click the one page per view button otherwise it makes it harder to read. It will include bookmarks to each chapter and links to other sections from components that are also referenced elsewhere to make navigation throughout the manual easier.

## Warranty Statement

1. Scarab Sweepers Limited (hereinafter referred to as the Company) warrants that (subject to the other provisions of the published Terms and Conditions of Sale - available upon request) upon delivery and for a period of 12 months from the date of actual delivery, or 2,000 running hours from the date of actual delivery whichever is sooner, the Goods correspond with their specification at the time of delivery, and will be free from defects in materials and workmanship.
  2. The Company does not warrant the condition or quality of any used Goods supplied to the Customer, or other truck manufacturers' chassis cab content or to the auxiliary engine fitted in the Scarab Sweeper or to any other component not manufactured by the Company and any such warranty claims must be submitted to the manufacturer of that component, or their locally appointed agent.
  3. The Company shall not be liable for a breach of any of the warranties in condition 1 unless the Customer gives written notice of the defect to the Company, and (if the defect is as a result of damage in transit) to the carrier, within 7 days of the time when the Customer discovers or ought to have discovered the defect.
  4. The Company shall not be liable for a breach of any of the warranties in condition 1 if the Customer makes any further use of such Goods after giving such notice, the defect arises because the Customer failed to follow the Company's oral or written instructions as to the storage, installation, commissioning, use or maintenance of the Goods or (if there are none) good trade practice, or the Customer alters or repairs such Goods without the written consent of the Company, or uses non genuine parts to effect a repair.
  5. The following consumable items listed are excluded from the Company warranty:
    - all fuel oils,
    - antifreeze,
    - all brush link pivots and bushes,
    - wander hoses, suction nozzles,
    - body inlet ducts, wearing plates,
    - high pressure water pump piston seals and valves,
    - door seals,
    - inlet seals,
    - batteries,
    - tyres,
    - all brushes,
    - lift cables,
    - rubber skirts,
    - suction nozzle wheels,
    - flap trunking,
    - deflectors,
    - screens flaps or blanking plates,
    - water pump diaphragm valves and water jets,
    - all filter strainers and elements,
    - windows,
    - glass mirrors,
    - light bulbs,
    - fuses,
    - brake lining pads,
    - auxiliary drive belts and any other part normally regarded as consumable.
  6. Any parts replaced under the terms of this warranty will be covered by the unexpired portion of this warranty.
  7. Subject to conditions 3 and 4, if any of the Goods do not conform with any of the warranties in condition 1 the Company shall at its option repair or replace such Goods (or the defective part) or refund the price of such Goods at the pro rata Contract rate provided that, if the Company so requests, the Customer shall, at the Customer's expense, remove the defective Goods or part of such Goods and return the Goods or the part of such Goods which is defective to the Company. Parts replaced under warranty will be delivered by the Company FOB port of exportation.
  8. If the Company complies with the terms contained in this statement it shall have no further liability for a breach of any of the warranties in condition 1 in respect of such Goods.
  9. No representative or agent of Scarab Sweepers Limited has the authority to add or to vary these Warranty Conditions except with the Company's official confirmation in writing from Scarab Sweepers Limited, head office in Marden Kent, England.
- For further information, please refer to the Company's Terms & Conditions of Sale. In the event of conflict between this Warranty Statement and the Company's Terms & Conditions of Sale the latter will prevail.

<i>Section/Description</i>	<i>Page</i>
<b>Cab and Instruments</b> .....	<b>11</b>
Cab Items - Controls - CANbus v3.0 .....	12
Cab Items - Controls - CANbus v3.1 .....	14
Additional Cab Items .....	16
<b>Auxiliary Engine, Reduction Gearbox</b> .....	<b>19</b>
Cummins Auxiliary Engine - General Arrangement .....	20
Additional Cummins Replacement Components .....	21
Fuel Tank and Associated Components .....	22
Scarab Reduction Gearbox - Internal Components .....	24
Scarab Reduction Gearbox - External Components .....	26
Scarab Reduction Gearbox - Changer Arrangement .....	28
Non Scarab Reduction Gearbox PTO Seals .....	28
Non Scarab Reduction Gearbox Seals .....	28
Scarab Gearbox/Prop Shaft Installations .....	30
Gearbox Mounting Arrangements .....	30
Auxiliary Engine - Typical Service Kits .....	31
<b>Subframe, Hopper &amp; Related Equipment</b> .....	<b>33</b>
Subframe - Standard Parts .....	34
Additional Standard Scarab Parts - Fitted to Chassis .....	36
Safety Ladder, Handrail and Walkway .....	38
Manual Hopper Safety Prop .....	40
Hopper Raised Sensor .....	40
Ratchet Hopper Prop .....	40
Automatic Hopper Safety Prop .....	42
Hopper General Arrangement .....	44
Hopper General Arrangement .....	46
Hopper Internal Components .....	48
Hopper Filter Screen and Components .....	50
Hopper Auto Blanking Arrangement .....	52
Rear Door Components .....	54
Rear Door, Hinge and Ram Arrangement .....	56
Rear Door, Locking Arrangement .....	58
Suction Fan Arrangement .....	60
Additional Hopper and Rear Door Components .....	62
Spare Wheel Carrier, Rear Door - 6.2 and 7.2 Models .....	64
Spare Wheel Carrier, Rear Door - 8.2 Models .....	64
Spare Wheel Carrier, Chassis Mounted .....	66
<b>Sweeping and Suction Equipment</b> .....	<b>69</b>
Side Brush Arrangement .....	70
Side Brush Swing Out and Brush Pressure Arrangement .....	72
Auxiliary Side Brush Arrangement .....	74
Wide Sweep Assembly .....	76
Wide Sweep Covers .....	78
Bearing Assembly, Wide Sweep .....	80
Wide Sweep Slewing Arrangement .....	80
Tilting Suction Nozzle Assembly - Pneumatic Tilt .....	82
Tilting Suction Nozzle Assembly - Hydraulic Variable Tilt .....	84
Full Width Suction Nozzle Assembly .....	86

Associated Sweeping Equipment .....	88
Suction Tube and Nozzle Lifting Arrangement.....	90
Wander Hose Arrangement.....	92
Wander Boom, Rear Mounted .....	94
Overhead Boom Assembly .....	96
Overhead Boom Assembly .....	98
Suction Tube Control Yoke .....	100
<b>Washing and Dust Suppression .....</b>	<b>103</b>
Low Pressure Water Pump - Twin Diaphragm - Arrangement (From 2016) .....	104
Low Pressure Water Pump - Twin Diaphragm - Components (From 2016) .....	106
Low Pressure Water Filter (From 2016) .....	108
Low Pressure Water Pump - Roller - Arrangement .....	110
Low Pressure Water Pump - Roller - Components .....	112
Low Pressure Water Pump - Twin Diaphragm - Arrangement .....	114
Low Pressure Water Pump - Twin Diaphragm - Components .....	116
Water Valve Assembly .....	118
Water Tank Assembly 1250 Litre .....	120
Water Tank Assembly 1430 Litre .....	122
Water Tank Assembly 1800 Litre .....	124
Water Tank Assembly 2500 Litre .....	126
Water Filter Assembly - High Pressure .....	128
Low Pressure Front Spray Bar .....	130
Low Pressure Spray Nozzle - Side Brush .....	130
Suction Box Dust Suppression .....	132
Suction Tube Dust Suppression .....	132
Combined High and Low Pressure Spray Bar .....	134
High & Low Pressure Nozzle Boost Spray Bars .....	136
Hose Reel and Lance .....	138
Hand Lance Detergent Kit .....	140
Teal Hand Wash Basin .....	140
Locker Mounted Hydrant Kit .....	142
Front Spray Bar Detergent Tank Kit .....	144
High Pressure Water Pump - 30 Litre/Min - Arrangement .....	146
High Pressure Water Pump - 30 Litre/Min - Components .....	148
High Pressure Water Pump - 42 Litre/Min - Arrangement .....	150
High Pressure Water Pump - 42 Litre/Min - Components .....	152
High Pressure Water Pump - 42 Litre/Min - Seal Kits .....	153
High Pressure Water Pump - 75 Litre/Min - Arrangement .....	154
High Pressure Water Pump - 75 Litre/Min - Components .....	156
High Pressure Water Pump - Pratissoli - Arrangement .....	158
<b>Hydraulic Equipment .....</b>	<b>161</b>
Combined Radiator/Oil Cooler .....	162
Hydraulic Tank Arrangement .....	164
Hydraulics Cabinet .....	166
Valve Block - Main Control, Valves and Jets .....	168
Valve Block - Main Control, Fittings .....	170
Valve Block - Main Control, Variable Brush Speed, Assembly .....	172
Valve Block - Main Control, Variable Brush Speed, Fittings .....	174
Valve Block - Brush Control .....	176
Valve Block - Options .....	178
Valve Block - 2 Speed Suction Fan Boost .....	180
Valve Block - 3 Speed Suction Fan Boost .....	182
Suction Fan Motor and Associated Parts .....	184
Suction Fan Pump .....	184
Gear Pump Arrangements .....	186



Gear Pump Arrangement With Remote Mounted Flow Control . . . . .	188
Motor - 30 Litre High Pressure Water Pump . . . . .	190
Motor - Low Pressure Water Pump . . . . .	190
Motor - 42 Litre High Pressure Water Pump . . . . .	190
Motor - 75 Litre High Pressure Water Pump . . . . .	190
Motor - Brush Drive . . . . .	192
Two Stage Hopper Lift Ram Assembly . . . . .	192
Brush Lift, Nozzle Tilt & Wide Sweep Slewing Hydraulic Ram Assembly . . . . .	194
Hopper Rear Door Open/Close Hydraulic Ram Assembly . . . . .	194
Hopper Rear Door Locking Hydraulic Ram Assembly . . . . .	194
Auxiliary Hand Pump . . . . .	196
High Pressure Hydraulic Filter(s) . . . . .	196
Suction Nozzle Variable Tilt Valve Block Arrangement . . . . .	196
Gear Pump and Valve Block Hydraulic Circuit . . . . .	198
Hopper & Door Hydraulic Circuit Components . . . . .	200
Side Brush and Wide Sweep Hydraulic Circuit . . . . .	202
Suction Fan and Suction Nozzle Variable Tilt Hydraulic Circuit . . . . .	204
High & Low Pressure Water Pump, Hydraulic Circuit with Options Block . . . . .	206
High & Low Pressure Water Pump, Hydraulic Circuit No Options Block . . . . .	208
Steel Pipes for Machines with Ratchet Hopper Prop . . . . .	210
Mistral 6.2 and 7.2 fitted without Option Block . . . . .	210
Mistral 6.2 and 7.2 fitted with Option Block . . . . .	211
Mistral 8.2 fitted without Option Block . . . . .	212
Mistral 8.2 fitted with Option Block . . . . .	213
Clamps For Steel Piping . . . . .	214
<b>Pneumatic System . . . . .</b>	<b>215</b>
Pneumatics Valve Board High Temperature Valves (HAF) . . . . .	216
Pneumatics Valve Board . . . . .	218
Pneumatic Filter, Regulator, Lubricator Arrangement . . . . .	222
Pressure Regulator Valve, Wide Sweep and Side Brush . . . . .	222
Pneumatic Cylinder, Side Brush Up/Down Pressure Assembly . . . . .	224
Pneumatic Cylinder, Suction Nozzle Lift Assembly . . . . .	224
Pneumatic Cylinder, Suction Nozzle Tilt Assembly . . . . .	224
Pneumatic Cylinder, Wide Sweep Raise/Lower Assembly . . . . .	226
Pneumatic Cylinder, Side Brush In/Out Assembly . . . . .	226
Pneumatic Cylinder, Auto Blanking Assembly . . . . .	226
Pneumatic Cylinder, Rear Wander Boom Raise/Lower Assembly . . . . .	228
Pneumatic Cylinder, Rear Wander Boom Blanking Assembly . . . . .	228
Pneumatic Cylinder, Rear Nozzles Auto Blanking Assembly . . . . .	228
Pneumatic Cylinder, Auto Hopper Prop Assembly . . . . .	230
Pneumatic Cylinder, Auxiliary Side Brush Extend/Retract Assembly . . . . .	230
Pneumatic Cylinder, Auxiliary Side Brush In/Out Assembly . . . . .	230
Pneumatic Cylinder, Front Spray Bar Raise/Lower Assembly . . . . .	232
Pneumatic Cylinder, Reduction Gearbox Gear Change Assembly . . . . .	232
Pneumatic Cylinder, Ratchet Hopper Prop Assembly . . . . .	232
<b>Electrical System . . . . .</b>	<b>235</b>
Electrical Components Cab . . . . .	236
Electrical and Pneumatic Enclosure Components . . . . .	238
Battery Junction Box Components . . . . .	238
Blade Type Fuses . . . . .	240
Mini Blade Type Fuses . . . . .	240
Wiring looms . . . . .	240
Electrical Switches and Sensors . . . . .	241
Additional Electrical Components . . . . .	241

**Labels and Decals** ..... **243**  
    Safety, Hazard and User Information Labels ..... 244  
    Badges and Vinyl Decals ..... 246

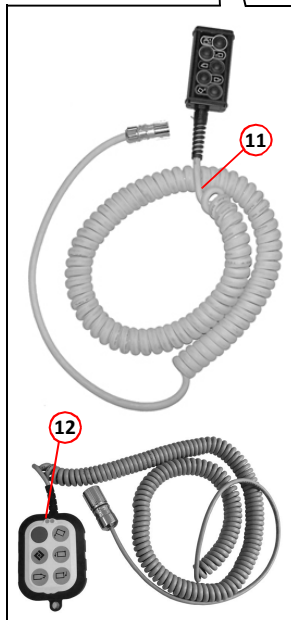




# Cab and Instruments

<i>Assembly/Description</i>	<i>Page</i>
Cab Items - Controls - CANbus v3.0.....	12
Cab Items - Controls - CANbus v3.1.....	14
Additional Cab Items .....	16

<i>Item</i>	<i>Part Number</i>	<i>Quantity</i>	<i>Description</i>
<b>Cab Items - Controls - CANbus v3.0</b>			
1		1	Main control panel, (two speed brushes) ..... Page 236
2		1	Main control panel, (variable speed brushes) ..... Page 236
3	037055	1	. Fixing plate, enclosure, main control panel
	000346	2	. . Screw, socket button head, M5 x 16mm
	000155	2	. . Nut, M5 Nyloc
4	037073*	1	. Ball joint, control panel mounting
NI	036912	1	. Loom, Main control panel ..... Page 240
NI	038123	1	. Loom, Extension, Main control panel ..... Page 240
NI	036914	1	. . Loom, Main control panel power ..... Page 240
5	042350	1	Display screen, CANbus v3.0 (programmed) ..... Page 236
6	030188*	1	. Ball joint, display screen
NI	036916	1	. Loom, Display screen, CANbus 3 ..... Page 240
7	036806	1	Auxiliary controller, left hand, complete assembly ..... Page 236
7	036807	1	Auxiliary controller, right hand, complete assembly ..... Page 236
8	037606	1	Auxiliary controller, left hand, complete assembly (new fan symbols) ..... Page 236
8	037607	1	Auxiliary controller, right hand, complete assembly (new fan symbols) ..... Page 236
9	037064	1	. Clamp, fixing plate
NI	036913	1	. Loom, Auxiliary controller ..... Page 240
NI	036915	1	. . Loom, Auxiliary controller power ..... Page 240
10	*	1	. Bracket, mounting, auxiliary controller
NI	038013	1	Loom, Cab ..... Page 240
11	**	1	Hopper controller, complete ..... Page 236
12	044294	1	Hopper controller, complete includes holster ..... Page 236

**Notes:-**

- \* Screen and control mountings are dependant on chassis/cab layouts, please contact Scarab Parts Department.
- \*\* As of March 2016 if you have one of these controllers then please order item 12 instead.

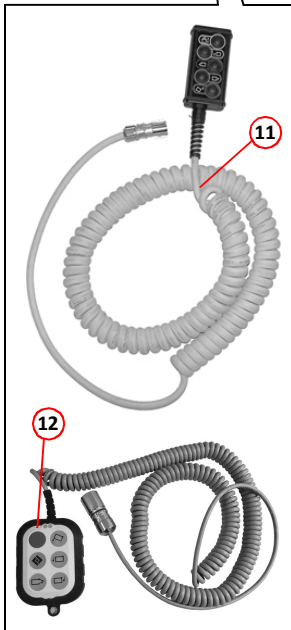




**MAIN CONTROLS - CANbus v3.0**

Item	Part Number	Quantity	Description
<b>Cab Items - Controls - CANbus v3.1</b>			
1		1	Main control panel, complete (variable brush speed) ..... Page 236
2	037055	1	. Fixing plate, enclosure, main control panel
	000346	2	. . Screw, socket button head, M5 x 16mm
	000155	2	. . Nut, M5, Nyloc
3	037073 *	1	. Ball joint, control panel mounting
NI	036912	1	. Loom, main control panel ..... Page 240
NI	036914	1	. . Loom, power, main control panel ..... Page 240
4	042362	1	Display screen, CANbus v3.1 (programmed) ..... Page 236
5	030188 *	1	. Ball joint, display screen
NI	040349	1	. Loom, display screen, CANbus 3.1 ..... Page 240
6	037604	1	Auxiliary controller, left hand, (Hydrostatic) (new fan symbol) ..... Page 236
6	037605	1	Auxiliary controller, right hand, (Hydrostatic) (new fan symbol) ..... Page 236
7	037606	1	Auxiliary controller, left hand, complete assembly (new fan symbols) ..... Page 236
7	037607	1	Auxiliary controller, right hand, complete assembly (new fan symbols) ..... Page 236
8	037064	1	. Clamp, fixing plate
NI	036913	1	. Loom, auxiliary controller ..... Page 240
NI	036915	1	. . Loom, power, auxiliary controller ..... Page 240
9	*	1	. Bracket, mounting, auxiliary controller
NI	036907	1	Loom, clutch switch ..... Page 240
NI	040353	1	Power supply, rear camera ..... Page 241
NI	040355	1	Cable, rear camera ..... Page 240
10	041534	1	Camera splitter ..... Page 241
11	**	1	Hopper controller, complete ..... Page 236
12	044294	1	Hopper controller, complete, includes holster ..... Page 236

**Notes:-**

- \* Screen and control mountings are dependant on chassis/cab layouts, please contact Scarab Parts Department.
- \*\* As of March 2016 if you have one of these hopper controllers then please order item 12.







**MAIN CONTROLS - CANbus v3.1**

Item	Part Number	Quantity	Description
<b>Additional Cab Items</b>			
1	023242	1	Regulator, brush pressure
NI	023203	2	. Elbow, push-fit, 6mm - $\frac{1}{4}$ " BSP
NI	024645	1	. Elbow, push-fit, 6mm - $\frac{1}{8}$ " BSP
2	023246	1	Gauge, brush pressure, 0 - 10 bar
NI	024643	1	. Connector, straight, push-fit, 6mm - $\frac{1}{8}$ " BSP
3	037249	AR	Switch body, toggle, ON/OFF Page 241
NI	037248	AR	Switch body, toggle, ON/OFF/ON Page 241
NI	037331	1	. Loom, brush pressure ..... Page 240
NI	*	1	. Plate, dash mounting (side brush)
4	037247	AR	. . Rubber boot, toggle switch
5	036799**	3	Node, cabinet module (CR2012) ..... Page 236
6	038985**	3	Node, E9G212, cabinet module (CR2012) ..... Page 236
7	039060	2	LED current source ..... Page 236
8	037048	1	Sounder ..... Page 241

**Notes:-**

- \* This Item is cab specific, please contact the Scarab Parts Department.
- \*\* Contact Scarab Parts Department regarding these nodes.





Contact Scarab Parts Department regarding these nodes.

**ADDITIONAL CAB ITEMS**



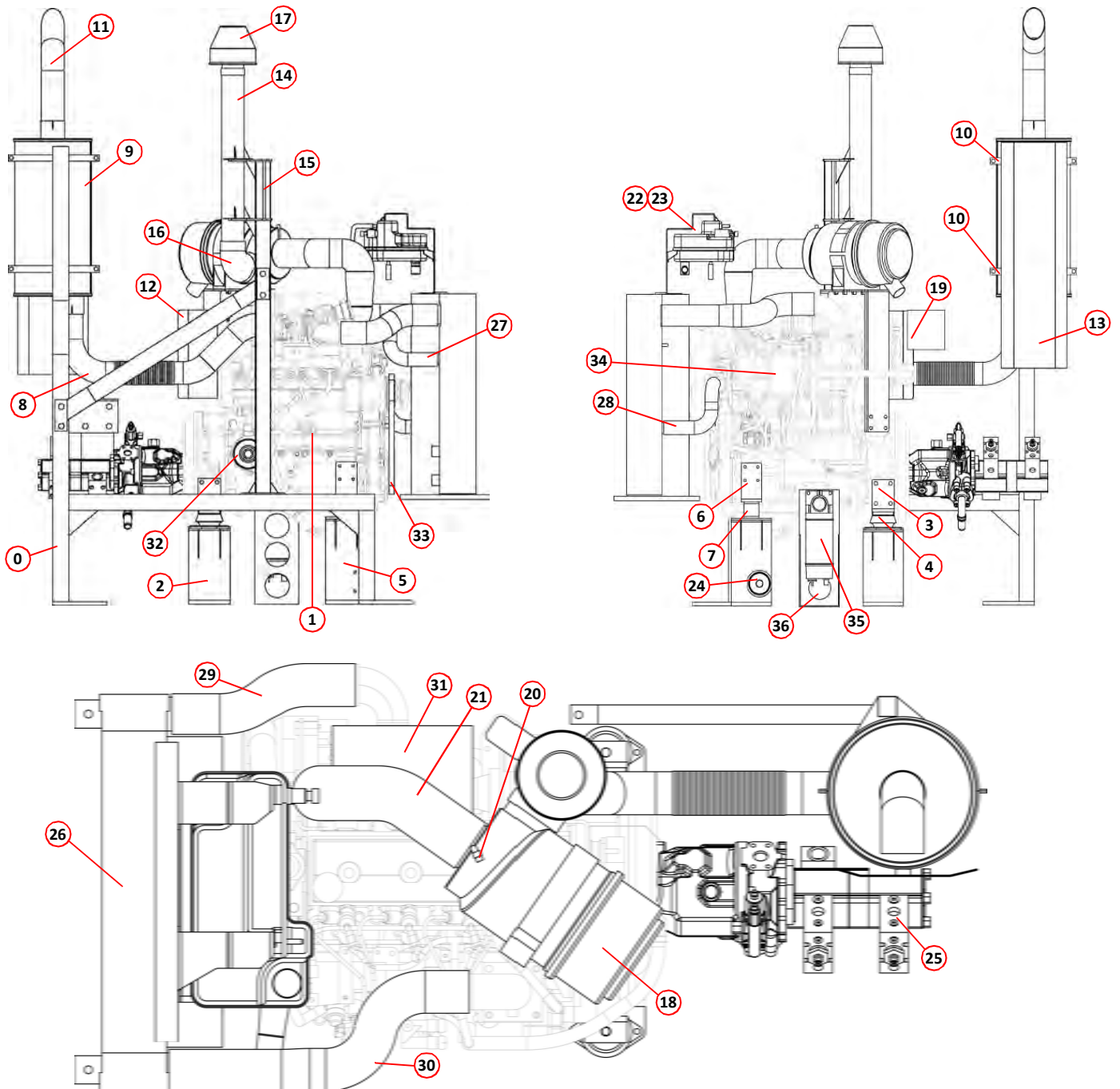
# Auxiliary Engine, Reduction Gearbox

<i>Assembly/Description</i>	<i>Page</i>
Cummins Auxiliary Engine - General Arrangement .....	20
Additional Cummins Replacement Components .....	21
Fuel Tank and Associated Components .....	22
Scarab Reduction Gearbox - Internal Components .....	24
Scarab Reduction Gearbox - External Components .....	26
Scarab Reduction Gearbox - Changer Arrangement .....	28
Non Scarab Reduction Gearbox PTO Seals .....	28
Non Scarab Reduction Gearbox Seals .....	28
Scarab Gearbox/Prop Shaft Installations .....	30
Gearbox Mounting Arrangements .....	30
Auxiliary Engine - Typical Service Kits .....	31

Item	Part Number	Quantity	Description
<b>Cummins Auxiliary Engine - General Arrangement</b>			
1	*	1	Cummins QSB3.3 Auxiliary Engine
2	033527	1	. Support cradle, rear
3	033615	2	. . Engine mounting bracket, rear
4	030724	2	. . . Engine mount rear
5	033523	1	. Support cradle, front
6	033614	2	. . Engine mounting bracket, front
7	013409	2	. . . Engine mount, front
8	035356	1	. Down pipe, exhaust
NI	033696	1	. Exhaust gantry, <b>6.2 model</b>
NI	035478	1	. Exhaust gantry, <b>7.2 &amp; 8.2 models</b>
NI	033702	1	. . Stay, exhaust gantry
9	035357	1	. . Silencer
	036831	2	. . U Clamp 83mm
10	033701	2	. . . Support clamp, silencer
11	035917	1	. . . Tail pipe, <b>6.2 &amp; 7.2 models</b>
11	035358	1	. . . Tail pipe, <b>8.2 model</b>
12	033698	1	. . . Heat shield, exhaust
13	033697	1	. Exhaust shield
14	033690	1	. Air Stack, <b>6.2 model</b>
14	035924	1	. Air Stack, <b>7.2 model</b>
14	035912	1	. Air Stack, <b>8.2 model</b>
15	033692	1	. . Support, air stack
16	025550	1	. . Elbow, air stack, rubber
17	036022	1	. . Cap, air stack
NI	012931	1	. . . Clamp, worm drive, 70-90mm
18	025279	1	. Air box
19	038019	1	. . Support, air box
NI	025280	1	. . Element, air filter
NI	025281	1	. . Safety element, air filter
20	030875	1	. Air box-blocked sender
NI	034343	1	. . Elbow, air box-blocked sender
21	033594	1	. Air inlet pipe
22	034954	1	. Expansion bottle . . . . . Page 162
23	035537	1	. . Bracket, expansion bottle
NI	039932	4	. . . Fastener, anti-vibration, M8
	011012	4	. . . . Setscrew, high tensile, M8 x 30mm
24	025103	1	. High pressure filter, hydraulic . . . . . Page 196
25		1	. Hydraulic gear pump arrangement . . . . . Page 186,188
26	033711	1	. Coolant/oil radiator & intercooler . . . . . Page 162
27	033593	1	. . Hose, radiator
NI	003006	2	. . . Clamp, worm drive, 35-50mm
28	033592	1	. . Hose, radiator
NI	012927	2	. . . Clamp, worm drive, 40-55mm
29	033590	1	. Hose, intercooler 'A'
NI	005112	4	. . Clamp, worm drive, 60-80mm
30	033591	1	. Hose, intercooler 'B'
31	033699	1	. Cover, turbo unit
NI	033703	1	. . Bracket, turbo unit cover
32	034959	1	. Oil filter
33	034961	1	. Alternator belt
34	034960	1	. Fuel filter
35	036195	1	. Pre-fuel filter
36	034593	1	. . Bracket, fuel filter

**Notes:-**

- \* Please contact Scarab Parts Department regarding this engine as there are different versions depending on the part of the world the engine will be used in.



**i** Information related to replacement parts for the Cummins QS5B3.3 Auxiliary Diesel Engine can be obtained from the following web site: <https://quickserve.cummins.com/info/index.html>

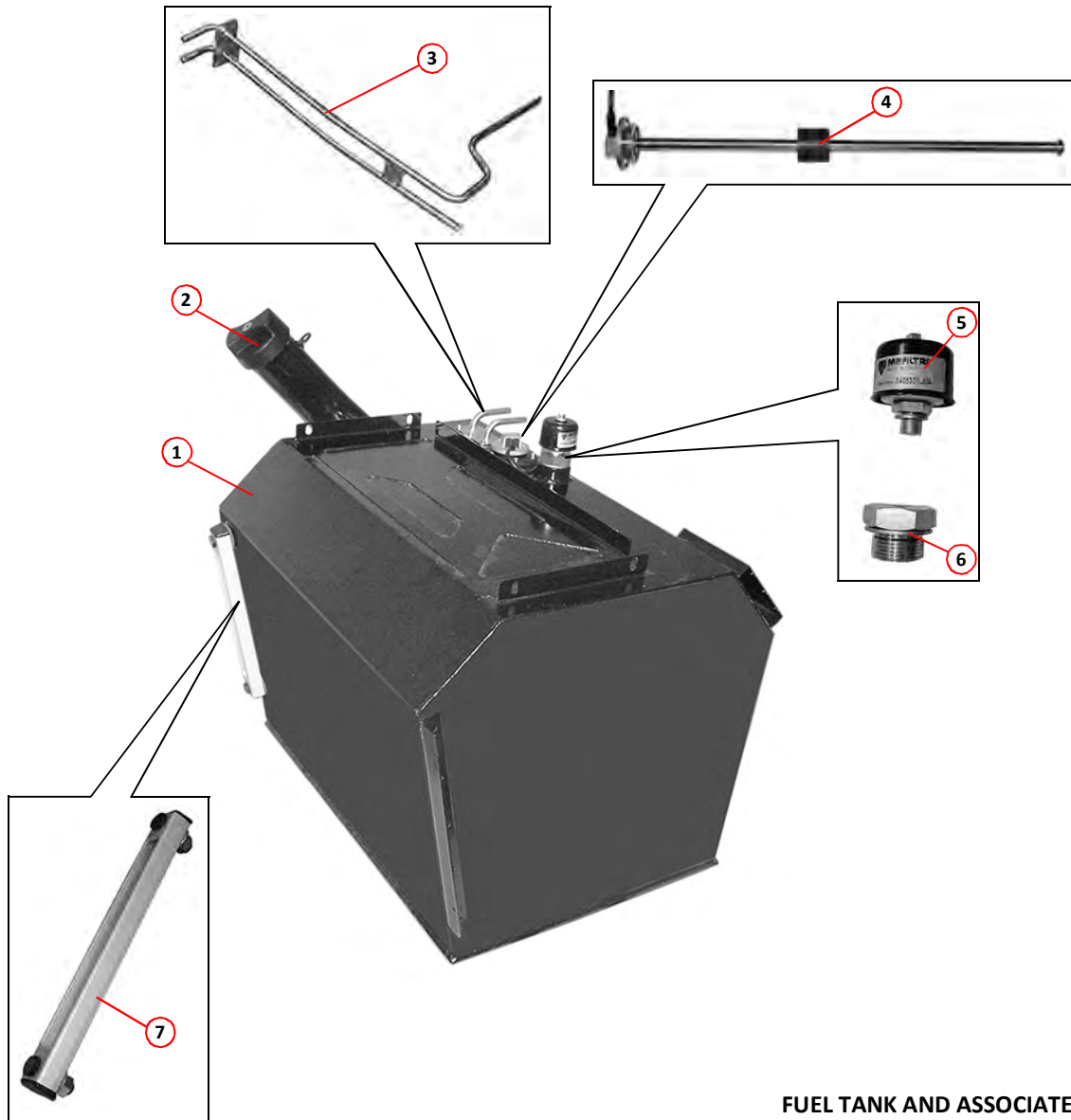
Part Number	Quantity	Description
<b>Additional Cummins Replacement Components</b>		
*	1	Starter Motor - QSB3.3 Engine
*	1	Alternator - QSB3.3 Engine
*	1	Turbo-charger - QSB3.3 Engine
*	1	Thermostat - QSB3.3 Engine
*	1	Gasket, valve cover - QSB3.3 Engine
*	1	Oil drain plug & gasket - QSB3.3 Engine

**Notes:-**

\* Please contact Scarab Parts Department regarding these parts and Cummins service kits.

**AUXILIARY ENGINE - GENERAL ARRANGEMENT**

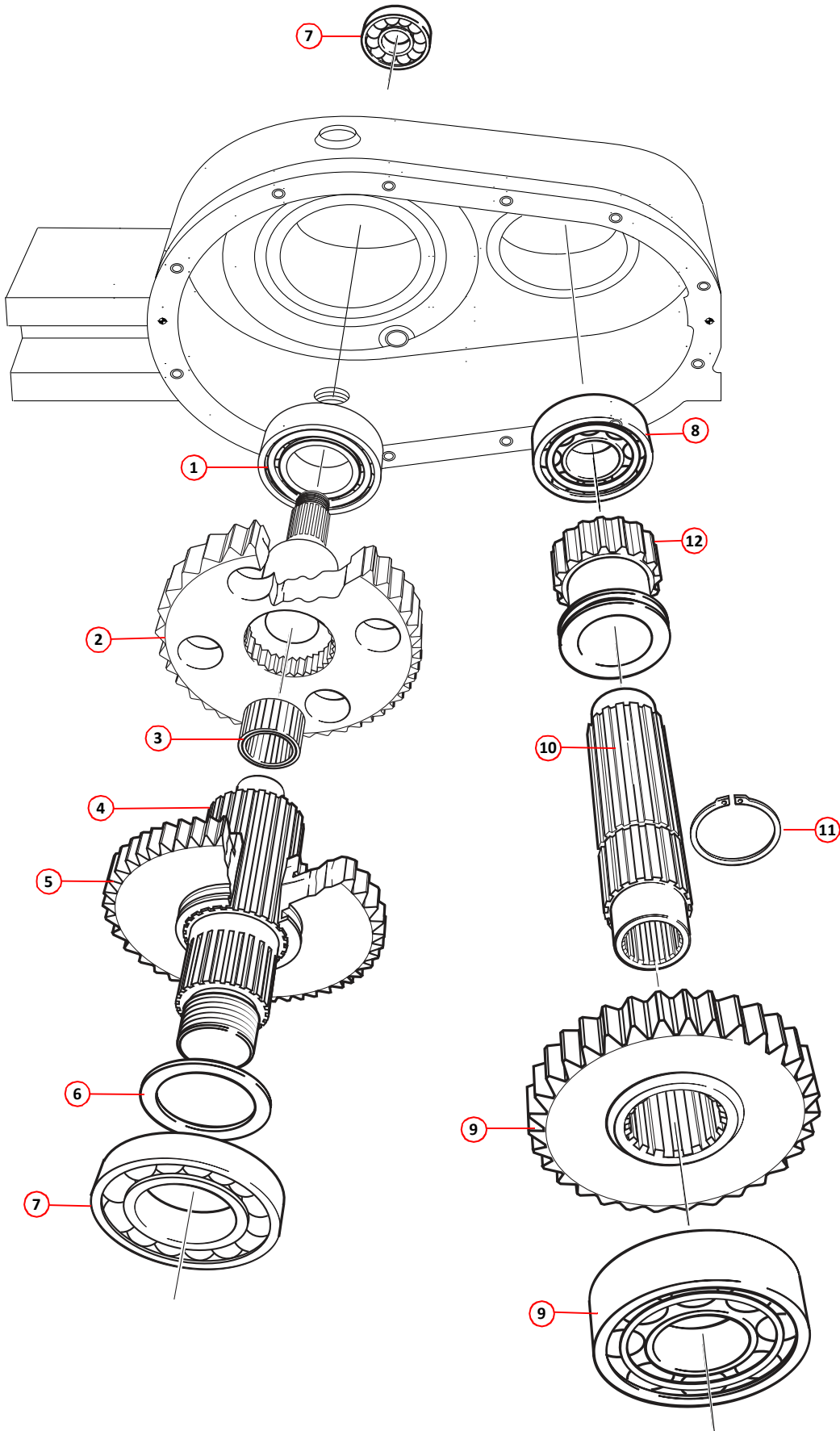
<i>Item</i>	<i>Part Number</i>	<i>Quantity</i>	<i>Description</i>
<b>Fuel Tank and Associated Components</b>			
1	034165	1	Fuel tank 130 litre, <b>6.2 model</b>
NI	035397	1	Fuel tank 140 litre, <b>7.2 model</b>
NI	035480	1	Fuel tank 168 litre, <b>8.2 model</b>
2	033228	1	. Cap, fuel and key
3	033673	1	. Fuel feed/return unit
NI	031189	1	. . Gasket (fuel feed)
4	035466	1	. Sender unit, fuel
NI	028840	1	. . Sender, mounting kit
	000142	8	. . . Screw, socket cap head, M4 x 15mm
5	020688	1	. Cap, breather
	011153	1	. . Seal, dowty, $\frac{3}{8}$ " BSP
6	020689	1	. Plug, breather "
	011156	1	. . Seal, dowty, 1" BSP
7	032662	1	. Gauge, fluid level
NI	011244	1	. Plug, $\frac{3}{4}$ " BSP
	011155	1	. . Seal, dowty, $\frac{3}{4}$ " BSP
NI	037201	1	. Lower trim pane
NI	035400	1	. Lower trim pane



**FUEL TANK AND ASSOCIATED COMPONENTS**

<i>Item</i>	<i>Part Number</i>	<i>Quantity</i>	<i>Description</i>
<b>Scarab Reduction Gearbox - Internal Components</b>			
1	014493	1	Bearing, roller, NJ314EC
2	014422	1	. Gear, 62-tooth
3	014494	1	. . Bearing, needle, K30 x 40 x 30
4	014432	1	. . Shaft, input
5	024851	1	. . . Gear, 33-tooth, input reduction, (Ratio 3.18:1)
5	024852	1	. . . Gear, 41-tooth, input reduction, (Ratio 4.75:1)
6	014421	1	. . . Washer, 51mm ID x 65mm OD x 3mm thick
7	013771	2	. . . Bearing, ball, 6310NR
8	014579	2	. Bearing, roller, NJ309EC
9	024852	1	. Gear, 48-tooth, (Ratio 3.18:1)
9	014425	1	. Gear, 40-tooth, (Ratio 4.75:1)
10	014431	1	. . Shaft, splined
11	014495	1	. . . Circlip, external, 52mm
12	014423	1	. . . Gear, 19-tooth, pinion





**SCARAB REDUCTION BOX - INTERNAL PARTS**

Item	Part Number	Quantity	Description
<b>Scarab Reduction Gearbox - External Components</b>			
	024867	1	Gearbox, 3.18:1 ratio, Complete
	024868	1	Gearbox, 4.75:1 ratio, Complete
1	024855	1	. Casing, gearbox
	014490	2	. . Dowel pin
2	020688	1	. . Filter/breather
3	021524	1	. . . Adaptor, M/F, $\frac{3}{4}$ " x $\frac{1}{4}$ " BSP
4	011155	1	. . . Seal, Dowty, $\frac{3}{4}$ " BSP
5	011152	1	. . . Seal, Dowty, $\frac{1}{4}$ " BSP
6	024856	1	. Cover, gearbox
	011408	12	. . Screw, socket cap head, M10 x 30mm
	000067	2	. . Screw, socket cap head, M8 x 30mm
NI	024857	1	. . Gasket
7	022583	2	. Oil Seal, Double lip, 65 x 85 x 10
8	014482	2	. . Seal Cap, Gearbox
	011028	8	. . . Cap Screw, socket head, M10 x 25mm
NI	014502	2	. . . Gasket, Seal Cap
9	022081	2	. . . Seal, V-ring, V550-75
10	014433	2	. Flange
11	014499	2	. . Washer 60 x 41 x 3
12	014498	2	. . Lock nut, Special, M40 x 1.5
13	014480	2	. Bearing cap
14	014503	2	. . Gasket
	000070	8	. . Screw, socket cap head, M10 x 50mm
15	014491	1	. . Sight glass, oil level
16	011244	1	. . Plug, $\frac{3}{4}$ " BSP
17	021524	1	. . . Adaptor, M/F, $\frac{3}{4}$ " x $\frac{1}{4}$ " BSP
18	011155	1	. . . Seal, dowty, $\frac{3}{4}$ " BSP
NI	021316	1	. Drain plug, magnetic
NI	014489	2	. . Bracket, gearbox mounting

} Used on input/output

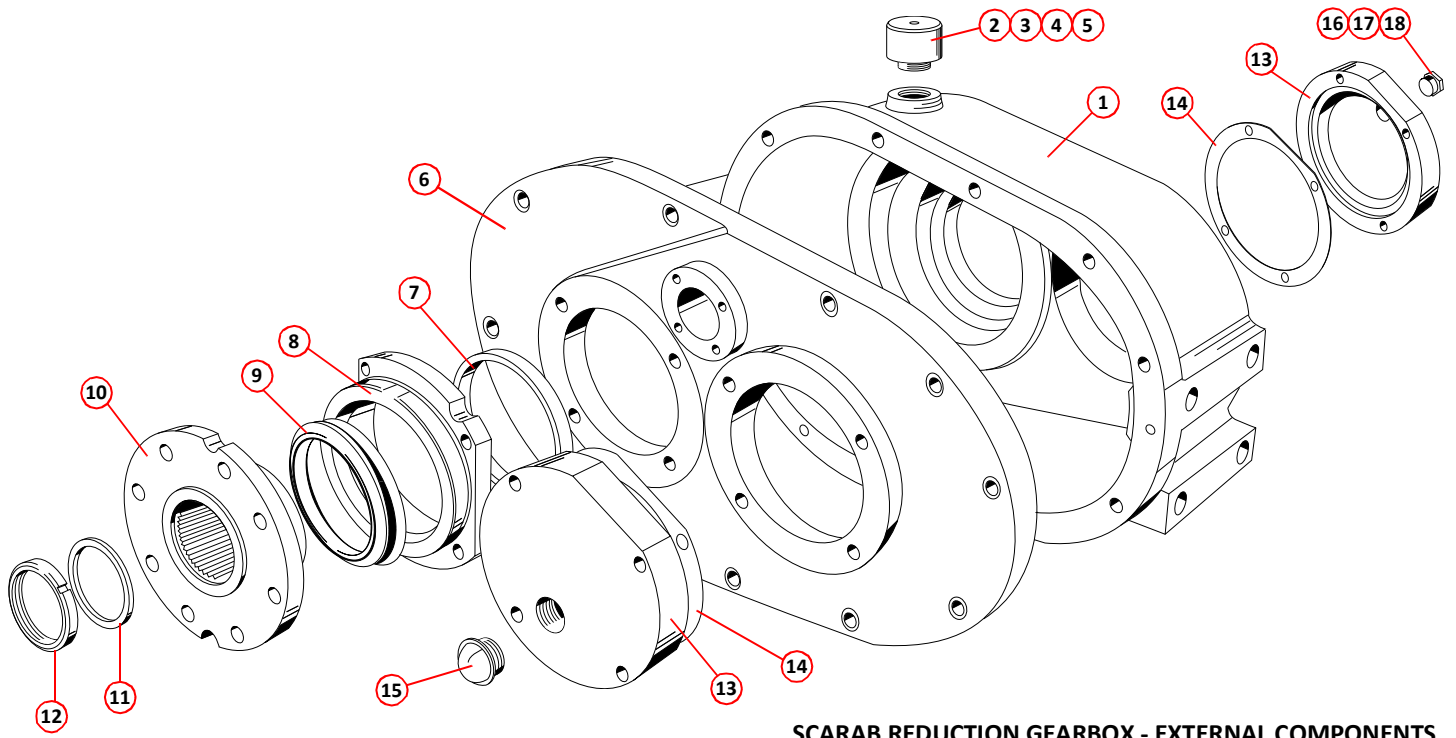
**i** Some vehicles are equipped with the Knowles reduction gearbox instead of the Scarab unit. If parts are required, please contact our parts department quoting your model/chassis type and the machine serial number.



KNOWLES REDUCTION BOX



SCARAB REDUCTION BOX

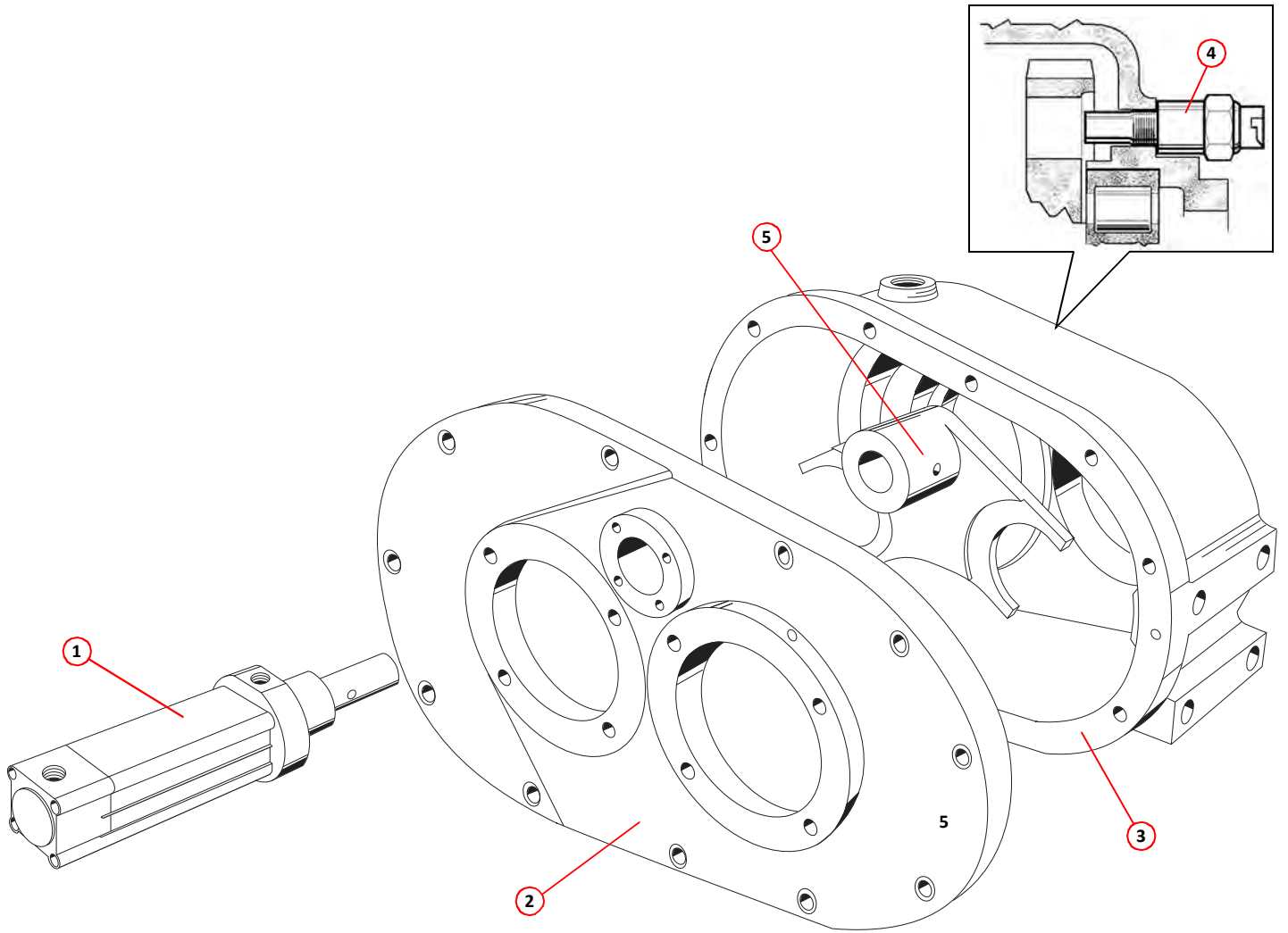


SCARAB REDUCTION GEARBOX - EXTERNAL COMPONENTS

<i>Item</i>	<i>Part Number</i>	<i>Quantity</i>	<i>Description</i>
<b>Scarab Reduction Gearbox - Changer Arrangement</b>			
1	026087	1	Cylinder, pneumatic ..... Page 232
2	024856	1	. Cover, gearbox
3	024855	1	. Casting, gearbox
4	025922	1	. . Tacho sender ..... Page 241
5	024874	1	. Fork, selector
	000037	1	. . Screw, socket cap head, M6 x 40mm
NI	036800	2	. Sensor, magnetic, cylinder position ..... Page 241

<i>Item</i>	<i>Part Number</i>	<i>Quantity</i>	<i>Description</i>
<b>Non Scarab Reduction Gearbox PTO Seals</b>			
NI	030571	1	. PTO Seal (Ref. on Oil Seal 01055) Common to DAF/IVECO
NI	030572	1	. PTO Seal (Ref. on Oil Seal 01018) Common to DAF/IVECO
NI	030573	1	. PTO Seal (Ref. on Oil Seal 01016) Common to RENAULT
NI	030574	1	. PTO Seal (Ref. on Oil Seal 01059) Common to SCANIA

<i>Item</i>	<i>Part Number</i>	<i>Quantity</i>	<i>Description</i>
<b>Non Scarab Reduction Gearbox Seals</b>			
NI	030575	1	. Seal, Reduction box 24T (Ref. on Oil Seal 01002)
NI	030576	1	. Seal, Reduction box 33T (Ref. on Oil Seal 01060)



**SCARAB REDUCTION GEARBOX - CHANGER ARRANGEMENT**

### Scarab Gearbox/Prop Shaft Installations

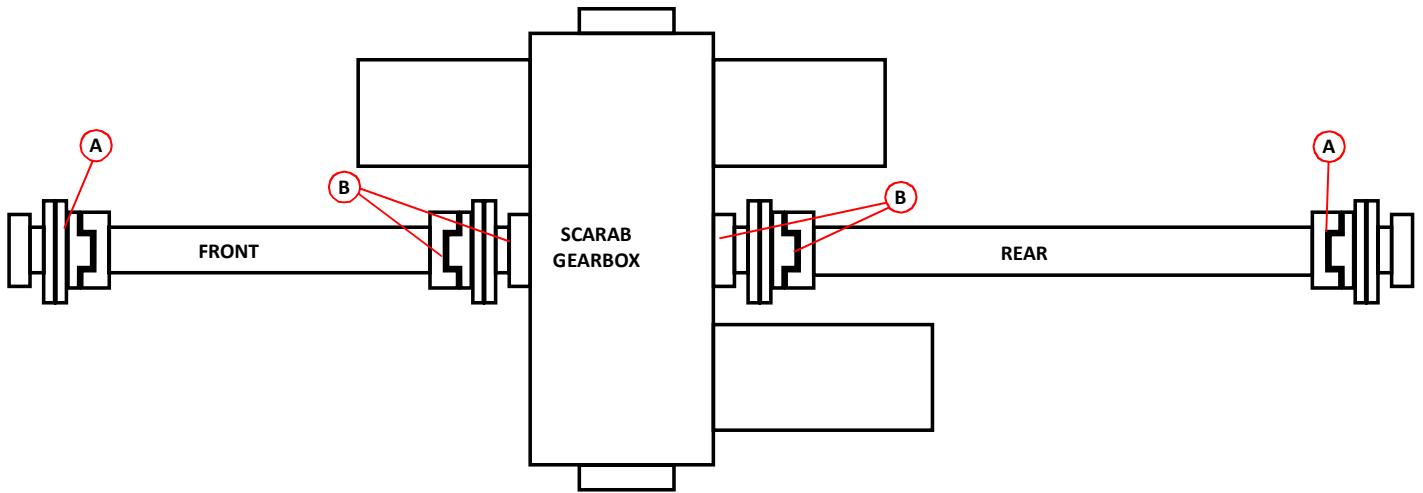
Scarab truck-mounted sweepers with either the hydrostatic gearbox or the unidrive reduction gearbox installed in the truck's drive train, do not utilise the original prop shaft. This is removed and is replaced by two shorter units, one forward of the Scarab gearbox and one to the rear.

This modification affects the procurement of replacement parts as follows:

- A** The outer universal joints i.e. those adjacent to the differential housing and to the truck gearbox should be obtained direct from the truck manufacturer in question.
- B** The inner universal joints i.e. those on the input and output sides of the Scarab transfer gearbox on the front and rear prop shafts can be obtained from Scarab Sweepers Limited.

It is not feasible to list in this document all prop shaft variations for all truck chassis configurations due to the need to accommodate chassis alterations introduced periodically by the manufacturers. This also applies to other installation items such as the brackets that mount the gearbox to the chassis.

To ensure, therefore, that the correct items are procured when needed, please consult the Scarab Parts Department, giving your chassis type, serial number and the Scarab Sweeper serial number.



**A** = Procure from chassis manufacturer

**B** = Procure from Scarab - Input and Output U/Js Scarab Part No 014935

### Gearbox Mounting Arrangements

The mounting arrangements for all hydrostatic and reduction gearboxes on Scarab truck mounted sweepers are model/chassis specific. To procure replacement components, please contact the Scarab Parts department stating your model/chassis type and the machine serial number.

Item	Part Number	Quantity	Description
<b>Auxiliary Engine - Typical Service Kits</b>			
	SCAKIT034962		FIRST SERVICE (250 Hours) LABOUR, 3.5 Hours
	034959	1	Filter, Engine Oil
	034960	1	Filter, Fuel
	025280	1	Filter, Main Air
	013125	1	Filter, Hydraulic Return
	025104	1	Filter, Hydraulic, High Pressure
	036195	1	Filter, pre-fuel
	005046*	1	Lubricant, Pneumatic
	005001	2	Oil, Engine, 7.4 litres
	005007		Grease
	SCAKIT034963		250 HOUR SERVICE - LABOUR, 3 Hours
	034959	1	Filter, Engine Oil
	034960	1	Filter, Fuel
	025280	1	Filter, Main Air
	036195	1	Filter, pre-fuel
	005001	2	Oil, Engine, 7.4 litres
	SCAKIT034964		2000 HOUR SERVICE - LABOUR, 5 Hours
	034959	1	Filter, engine oil
	034960	1	Filter, fuel
	025280	1	Filter, main air
	025281	1	Filter, safety main air
	013125	1	Filter, hydraulic return
	025104	1	Filter, hydraulic pressure
	020687	1	Filter, suction
	036195	1	Filter, pre-fuel
	005046*	1	Lubricant, pneumatic
	005001	2	Oil, engine, 7.4 litres
	005007		Grease
	034961	2	Belt, alternator
	005005	25	Oil, hydraulic

**Notes:-**

\* If fitted with a pneumatic lubricator.





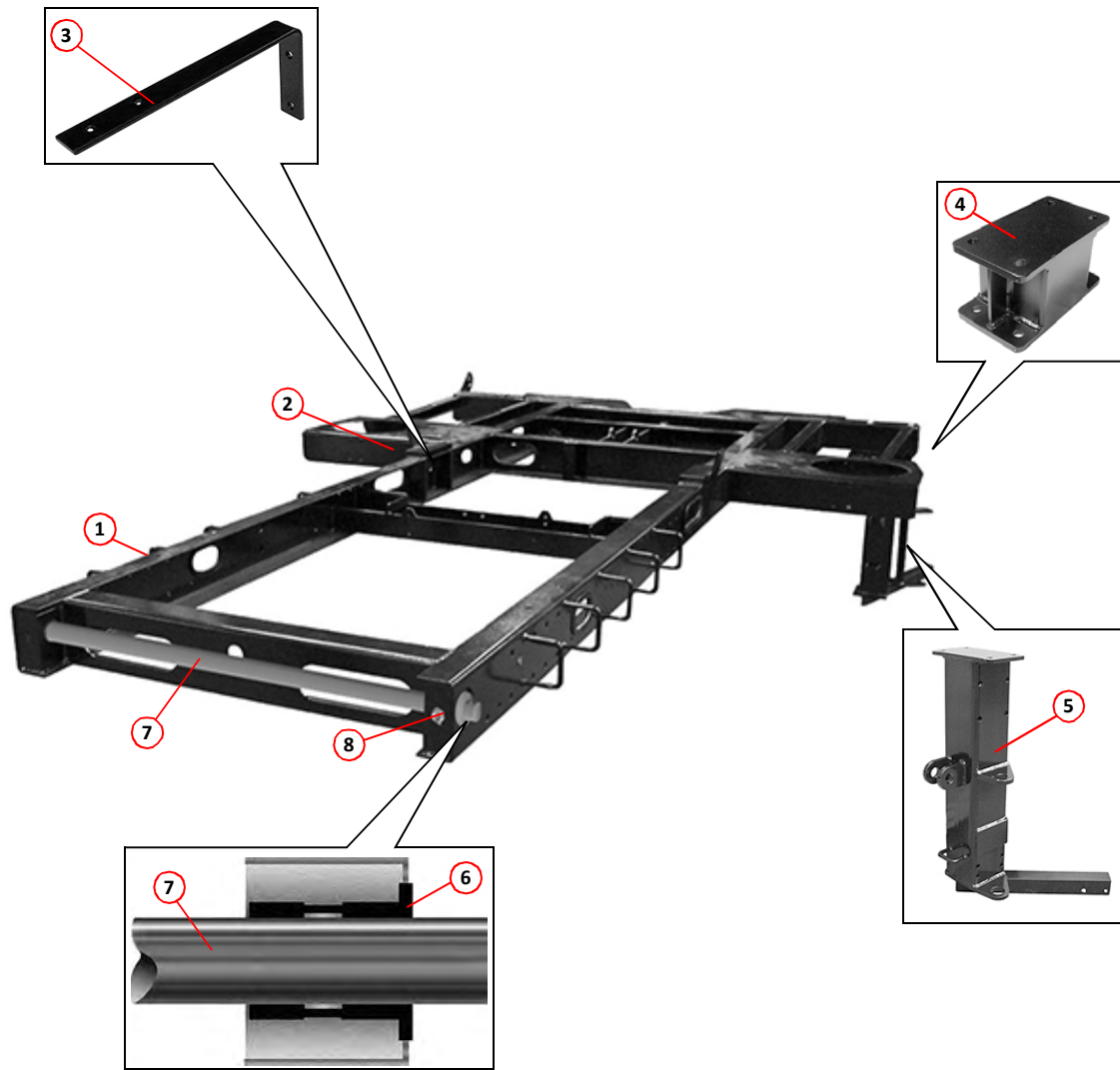
# Subframe, Hopper & Related Equipment

<i>Assembly/Description</i>	<i>Page</i>
Subframe - Standard Parts . . . . .	34
Additional Standard Scarab Parts - Fitted to Chassis . . . . .	36
Safety Ladder, Handrail and Walkway . . . . .	38
Manual Hopper Safety Prop . . . . .	40
Hopper Raised Sensor . . . . .	40
Ratchet Hopper Prop . . . . .	40
Automatic Hopper Safety Prop . . . . .	42
Hopper General Arrangement. . . . .	44
Hopper General Arrangement. . . . .	46
Hopper Internal Components . . . . .	48
Hopper Filter Screen and Components . . . . .	50
Hopper Auto Blanking Arrangement . . . . .	52
Rear Door Components . . . . .	54
Rear Door, Hinge and Ram Arrangement. . . . .	56
Rear Door, Locking Arrangement . . . . .	58
Suction Fan Arrangement . . . . .	60
Additional Hopper and Rear Door Components . . . . .	62
Spare Wheel Carrier, Rear Door - 6.2 and 7.2 Models. . . . .	64
Spare Wheel Carrier, Rear Door - 8.2 Models . . . . .	64
Spare Wheel Carrier, Chassis Mounted. . . . .	66

<i>Item</i>	<i>Part Number</i>	<i>Quantity</i>	<i>Description</i>
<b>Subframe - Standard Parts</b>			
1	033604	1	Subframe, <b>6.2 model</b>
NI	035393	1	Subframe, <b>7.2 model</b>
NI	035572	1	Subframe, <b>8.2 model</b>
2	021716	1	. Serial number & CE mark plate
3	032979	1	. Support, pipe, front
NI	026239	1	. Support, pipe, front
	011087	2	. . Setscrew, hex head, M6 x 25mm
	011090	2	. . Washer, M6
	011071	2	. . Nut, M6, Nyloc
4	031381	AR	. Stub, subframe leg, 100mm
NI	031355	AR	. Stub, subframe leg, 120mm
NI	030316	AR	. Stub, subframe leg, 180mm
NI	031693	AR	. Stub, subframe leg, 220mm
NI	031415	AR	. Stub, subframe leg, 95mm
NI	031416	AR	. Stub, subframe leg, 165mm
	011052	4	. . Setscrew, M12 x 30mm (Per stub)
	011077	4	. . Nut, M12, Nyloc (Per stub)
5	027133*	1	. Subframe leg, RH, <b>(A)</b>
NI	027132*	1	. Subframe leg, LH, <b>(B)</b>
NI	027134*	1	. Subframe leg, LH, <b>(C)</b>
NI	027135*	1	. Subframe leg, RH, <b>(D)</b>
	000047	1	. . Bolt, M12 x 140mm (Per leg)
	011077	4	. . Nut, M12, Nyloc (Per leg)
NI	024247*	1	. Subframe leg, LH, <b>(J)</b>
NI	024248*	1	. Subframe leg, RH, <b>(K)</b>
NI	027753*	1	. Subframe leg, LH, Hi-lift, <b>(P)</b>
NI	027754*	1	. Subframe leg, RH, Hi-lift, <b>(Q)</b>
NI	030152*	1	. Subframe leg, LH, <b>(R)</b>
NI	030153*	1	. Subframe leg, RH, <b>(S)</b>
NI	030924*	1	. Subframe leg, LH, <b>(T)</b>
NI	030925*	1	. Subframe leg, RH, <b>(U)</b>
NI	030154*	1	. Subframe leg, LH, offset
NI	030155*	1	. Subframe leg, RH, offset
	011052	4	. . Setscrew, M12 x 30mm
	011077	4	. . Nut, M12, Nyloc
6	020336	2	. Bush, hopper hinge pin
7	013065	1	. . Hopper hinge pin
	000049	2	. . . Screw, socket cap head, M8 x 40mm
	011073	2	. . . Nut, M8, Nyloc
8	010901	2	. Grease point, $\frac{1}{8}$ " BSP x 90°

**Notes:-**

- \* Subframe legs are marked with a welded letter i.e. A, B, C etc.  
The type of the subframe/stub and leg are dependent on many factors. Please check carefully that the correct type is quoted when ordering.  
If in doubt when ordering the above parts please contact your nearest Scarab Distributor or Scarab Parts Department, quoting the machine serial number and model.


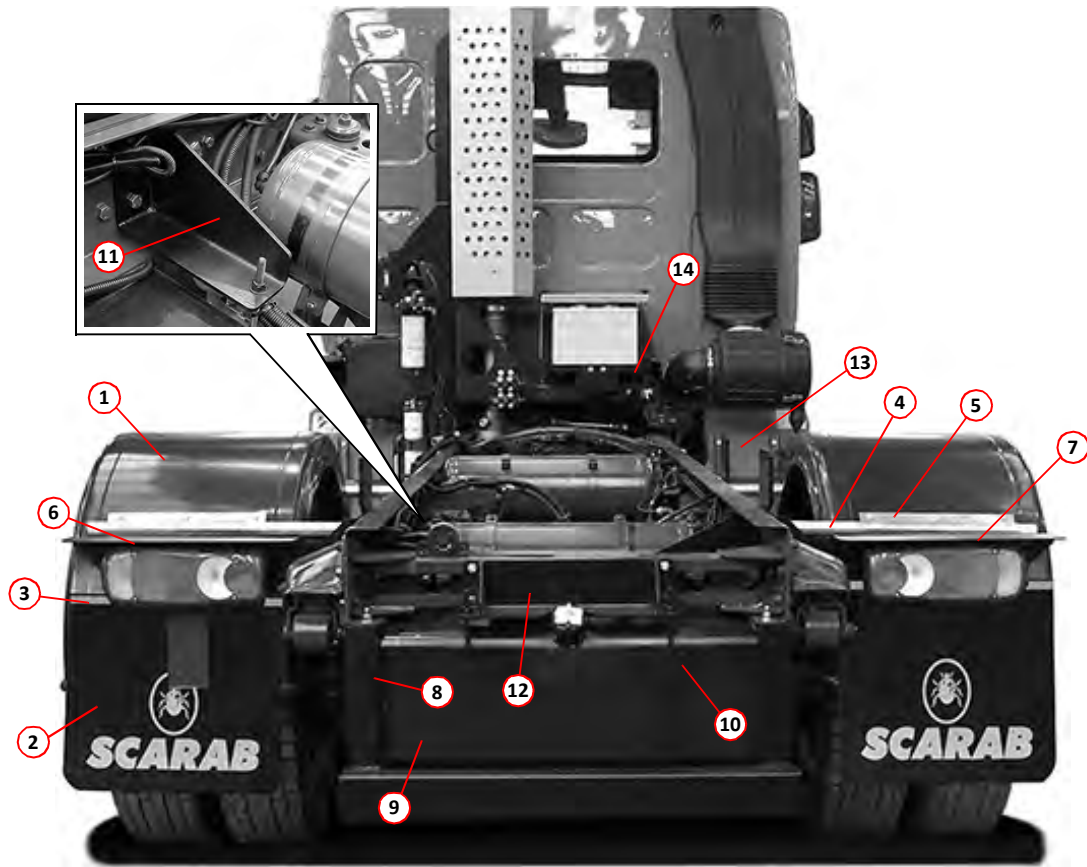


**SUBFRAME - STANDARD PARTS**

<i>Item</i>	<i>Part Number</i>	<i>Quantity</i>	<i>Description</i>
<b>Additional Standard Scarab Parts - Fitted to Chassis</b>			
1	*	1	Mudguard (Per side)
2	024992	1	. Mud flap (Per side)
NI	030140	1	. Mud flap, wide (Per side)
3	024993	1	. . Clamp, mud flap (Per flap)
NI	030187	1	. . Clamp, mud flap, wide (Per flap)
	011011	5	. . . Setscrew, M8 x 25mm (Per clamp)
	011073	5	. . . Nut, M8, Nyloc (Per clamp)
4	013403	2	. Bracket, mudguard, straight (Per mudguard)
NI	020836	2	. Bracket, mudguard, cranked (Per mudguard)
	011032	3	. . Setscrew, M10 x 30mm (Per bracket)
	011075	3	. . Nut, M10, Nyloc (Per bracket)
5	013403	2	. . Stay, mudguard (Per mudguard)
NI	020836	2	. . Stay backing plate (Per mudguard)
	011010	6	. . . Setscrew, M8 x 20mm (Per stay)
	011073	6	. . . Nut, M8, Nyloc (Per stay)
6	*	1	. Bracket, rear lights LH
7	*	1	. Bracket, rear lights RH
	011083	2	. . Setscrew, M12 x 1.25 pitch x 35mm
	011086	2	. . Nut, M12 x 1.25 pitch (Per bracket)
8	*	1	. Bracket, rear under-run
9	*	1	. Fuel tank
10	*	2	. . Strap, fuel tank
	011075	4	. . . Nut, M10, Nyloc
11	*	1	. . Bracket, front, fuel tank, LH
NI	*	1	. . Bracket, front, fuel tank, RH
12	*	1	. . Bracket, rear, fuel tank
13	*	AR	. Bracket, connecting, chassis/subframe
14	*	1	. Support frame, battery
15	*	1	. Rear cover, fuel tank
16	026709	1	. Cover, rubber, fuel filler, narrow
17	014741	1	. . Clamp plate, fuel filler cover, narrow
	011087	3	. . . Setscrew, M6 x 25mm
	011071	3	. . . Nut, M6, Nyloc
NI	032484	1	. Cover, Rubber, fuel filler, wide
NI	032483	1	. . Clamp plate, fuel filler cover, wide
	011087	3	. . . Setscrew, M6 x 25mm
	011071	3	. . . Nut, M6, Nyloc
NI	*	1	. . Fuel tank sender
NI	*	1	. . . Gasket, fuel tank sender
NI	*	1	. . Fuel filler cap

**Notes:-**

- \* Chassis specific. When ordering, contact Scarab Parts Department, quoting machine serial number and chassis type. The photographs on the opposite page are of a DAF chassis, other chassis configurations may differ.




ADDITIONAL STANDARD SCARAB PARTS FITTED TO CHASSIS

Item	Part Number	Quantity	Description
<b>Safety Ladder, Handrail and Walkway</b>			
1			Auxiliary engine . . . . . Page 20
2			Combined oil cooler and radiator . . . . . Page 162
3			Hydraulics cabinet . . . . . Page 166
4			Hydraulic tank . . . . . Page 164
5			Fuel tank, auxiliary engine . . . . . Page 22
6			Electrical and pneumatic enclosure . . . . . Page 238
7			Subframe . . . . . Page 34
8			Subframe leg . . . . . Page 34
9			Side brush arrangement . . . . . Page 70
10			Suction nozzle raise, pneumatic cylinder . . . . . Page 224
11	031425	1	Safety ladder
12	000329	4	. Setscrew, socket head, M8 x 20mm, stainless steel
	000264	4	. . Washer, M8, stainless steel
13	012253	2	. Anti-luce
14	021979	2	. . Washer, rubber
15	031426	1	. Cover, safety ladder
16	031428	4	. . Hinge plate, safety ladder, <b>Mistral 6.2</b>
16	031429	4	. . Hinge plate, safety ladder, <b>Mistral 7.2 &amp; 8.2</b>
17	011012	2	. . . Setscrew, M8 x 30mm
	011092	8	. . . . Washer, M8
	011073	2	. . . . . Nut, M8, Nyloc
18	011033	2	. . . Setscrew, M10 x 35mm
	011095	8	. . . . Washer, M10
	011075	2	. . . . . Nut, M10, Nyloc
19	031427	1	. . Cover tread plate
20	033693	1	Safety Handrail
	011010	3	. Setscrew, M8 x 20mm
	011073	3	. . Nut, M8, Nyloc
	011031	2	. Setscrew, M10 x 25
	011075	2	. . Nut, M10, Nyloc
21	033694	1	Tread plate, walkway LH, <b>Mistral 6.2</b>
21	035394	1	Tread plate, walkway LH, <b>Mistral 7.2 and 8.2</b>
	000329	4	. Setscrew, socket head, M8 x 20mm, stainless steel
	000264	4	. . Washer, M8, stainless steel
22	033695	1	Tread plate, walkway RH, <b>Mistral 6.2</b>
22	035395	1	Tread plate, walkway RH, <b>Mistral 7.2 and 8.2</b>
	000329	4	. Setscrew, socket head, M8 x 20mm, stainless steel
	000264	4	. . Washer, M8, stainless steel
NI	040656 *	1	Tread plate, walkway, single piece, <b>Mistral 6.2</b>
NI	040657 *	1	Tread plate, walkway, single piece, <b>Mistral 7.2 and 8.2</b>

**Notes:-**

\* These single piece tread plate walkways are replacing the two piece version.




**SAFETY LADDER, HANDRAIL AND WALKWAY**

<i>Item</i>	<i>Part Number</i>	<i>Quantity</i>	<i>Description</i>
			<b>Manual Hopper Safety Prop</b>
1	039678	1	Hopper safety prop, <b>6.2 model</b>
NI	039679	1	Hopper safety prop, <b>7.2 &amp; 8.2 models</b>
	011083	1	. Bolt, 1 " UNF x 6
	011062	1	. . Nut, 1 " UNF, Nyloc
2	039675	1	. Hopper prop handle
	011032	2	. . Setscrew, M10 x 30mm
	011075	2	. . . Nut, M10, Nyloc
3	039680	1	. . Hopper prop handle grip




<i>Item</i>	<i>Part Number</i>	<i>Quantity</i>	<i>Description</i>
			<b>Hopper Raised Sensor</b>
4	032627	1	. Sensor 'Hopper Raised' . . . . . Page 241
5	032909	1	. . Bracket, hopper raised sensor
	011067	2	. . . Setscrew, M6 x 20mm long
	011071	2	. . . Nut, M6, Nyloc
	011091	2	. . . Spring washer, M6
6	037698	1	. Pencode switch bracket
7	037699	1	. Pencode actuator bracket, <b>6.2 model</b>
7	037874	1	. Pencode actuator bracket, <b>7.2 &amp; 8.2 models</b>
8	037880	1	. . Pencode switch and actuator . . . . . Page 241
NI	038222	1	. . . Loom, Pencode sensor . . . . . Page 240

<i>Item</i>	<i>Part Number</i>	<i>Quantity</i>	<i>Description</i>
			<b>Ratchet Hopper Prop</b>
1	039901	1	Hopper Prop
2	040134	2	. Prop hinge pin
3	013053	2	. . Linch pin
4	039899	2	Lifting plate
	011094	4	. Washer, M10 special
	011075	2	. . Nut, M10, Nyloc
5	040456	2	Cylinder, pneumatic, 32 x 50 spring return . . . . . Page 232
	011407	2	. Bolt, M10 x 120mm
	011094	2	. . Washer, M10
	011075	2	. . . Nut, M10, Nyloc

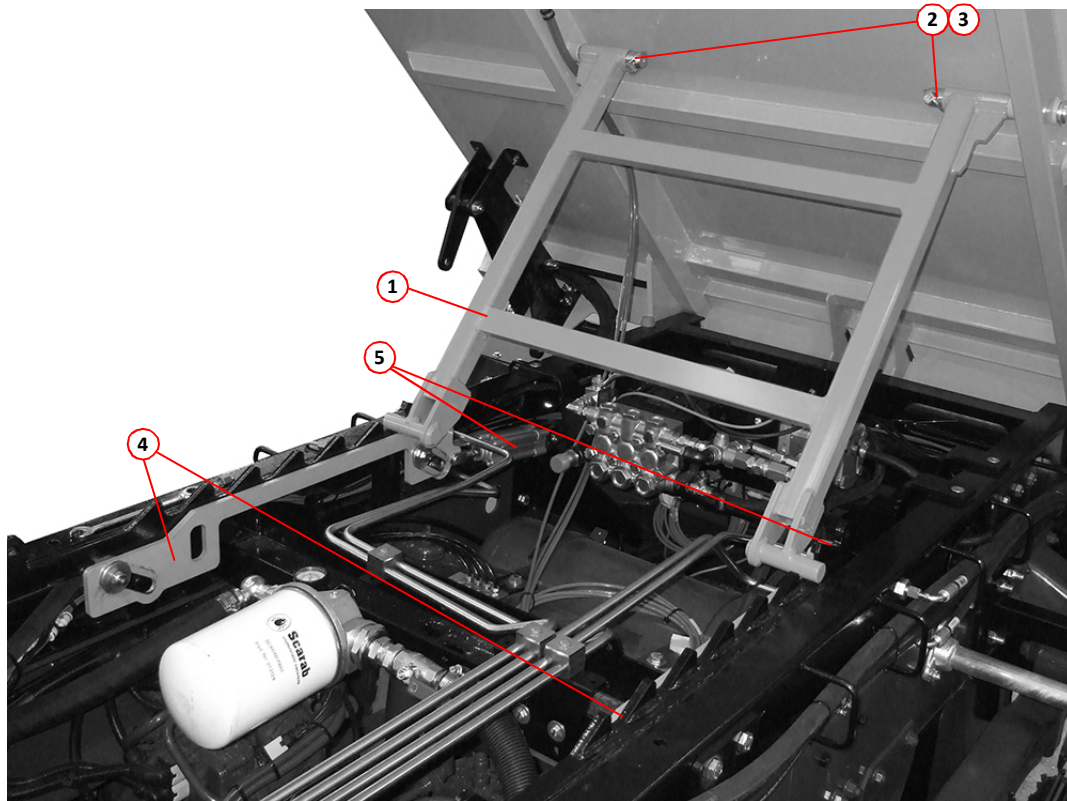




**MANUAL HOPPER SAFETY PROP**




**HOPPER RAISED SENSOR**



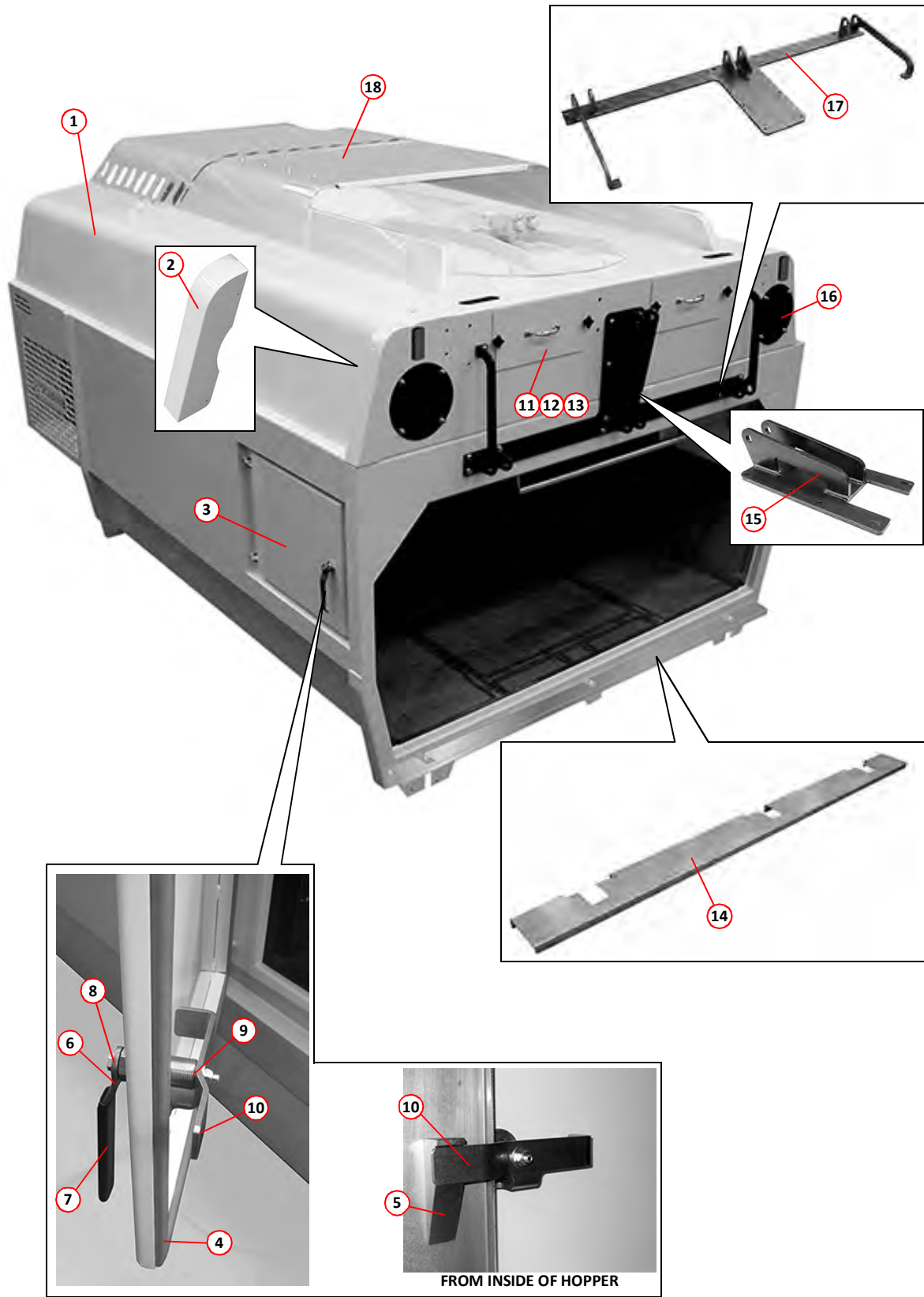
**RATCHET HOPPER PROP**

<i>Item</i>	<i>Part Number</i>	<i>Quantity</i>	<i>Description</i>
<b>Automatic Hopper Safety Prop</b>			
1	036821	1	Hopper safety prop, <b>6.2 model</b>
1	030099	1	Hopper safety prop, <b>7.2 &amp; 8.2 models</b>
	000316	1	. Bolt, hex head, 1 UNF x 7
	011062	1	. Nut, 1 UNF, Nyloc
2	030158	1	Switch, proximity, upper . . . . . Page 241
3	030226	1	. Mounting, bracket, proximity switch
	000191	2	. . Screw, socket cap head, M4 x 25mm long
	000134	2	. . Nut, M4, Nyloc
4	030156	1	Cylinder, pneumatic, 40 X 250 . . . . . Page 230
5	030101	1	. Ram mounting bracket, catch pocket
	011415	2	. . Bolt, M8 x 80mm
	011073	2	. . Nut, M8, Nyloc
6	024650	AR	. Air pipe
7	030174	1	. Proximity actuator bracket
	000221	2	. . Bolt, M6 x 80mm
	011071	2	. . Nut, M8, Nyloc
8	030158	1	. Switch, proximity, lower . . . . . Page 241
9	030159	1	. . Mounting bracket, proximity switch
	011067	2	. . . Setscrew, M6 x 20mm
	011071	2	. . . Nut, M6, Nyloc
	000191	2	. . . Screw, socket cap head, M4 x 25mm
	000134	2	. . . Nut, M4, Nyloc
10	039515	1	. Loom, automatic safety hopper prop . . . . . Page 240



**AUTOMATIC HOPPER SAFETY PROP**

Item	Part Number	Quantity	Description
<b>Hopper General Arrangement</b>			
1	033638	1	Hopper body, <b>6.2 model</b>
NI	035398	1	Hopper body, <b>7.2 model</b>
NI	035481	1	Hopper body, <b>8.2 model</b>
2	024784	1	. Capping, LH, <b>6.2 model (Rivet)</b>
NI	040024	1	. Capping, LH, <b>6.2 model (Screw)</b>
NI	024789	1	. Capping, RH, <b>6.2 model (Rivet)</b>
NI	040025	1	. Capping, RH, <b>6.2 model (Screw)</b>
NI	025767	1	. Capping, LH, <b>7.2 &amp; 8.2 models (Rivet)</b>
NI	040014	1	. Capping, LH, <b>7.2 &amp; 8.2 models (Screw)</b>
NI	025766	1	. Capping, RH, <b>7.2 &amp; 8.2 models (Rivet)</b>
NI	040013	1	. Capping, RH, <b>7.2 &amp; 8.2 models (Screw)</b>
3	028054	2	. . Door, side-loading hatch
	000273	4	. . . Setscrew, M12 x 25mm, stainless steel
	000277	4	. . . Washer, M12, stainless steel
	000275	4	. . . Nut, M12, Nyloc, stainless steel
4	013599	1	. . . Seal, side door
5	027932	1	. . Striker
	000252	4	. . . Setscrew, M6 x 20mm, stainless steel
6	027933	2	. . Handle
7	040032	2	. . . Door handle sleeve
	011019	2	. . . Bolt, M8 x 90mm, stainless steel
	000263	2	. . . Nut, M8, Nyloc, stainless steel
8	027934	2	. . Spindle, door catch
9	027935	2	. . Bearing, door catch
10	040033	2	. . Door Catch RH
NI	040034	2	. . Door Catch RH
	027937	2	. . Back nut, $\frac{3}{4}$ " BSP
11	030728	AR	. . Cover plate, fan housing
	010546	1	. . . Seal strip
12	000248	4	. . . Grip nut, M8
13	010502	2	. . . Handle
14	030210	1	. . Chute, discharge, <b>6.2 model</b>
NI	028937	1	. . Chute, discharge, <b>7.2 &amp; 8.2 models</b>
	000256	8	. . . Setscrew, M8 x 20mm long, stainless steel
	000263	8	. . . Nut, M8, Nyloc, stainless steel
	000270	16	. . . Washer, M8, stainless steel
15	024346	1	. . Mounting, adjustable, rear door ram, <b>6.2 &amp; 7.2 models</b>
NI	025660	1	. . Mounting, adjustable, rear door ram, <b>8.2 models</b>
	011032	10	. . . Setscrew, M10 x 30mm
	011033	2	. . . Setscrew, M10 x 35mm
	011074	12	. . . Washer, M10
	011075	6	. . . Nut, M10, Nyloc
16	025486	2	. . Cover, wander boom aperture (1 only if rear boom fitted)
	011073	4	. . . Nut, M8, Nyloc
	011092	4	. . . Washer, M8
17	024345	1	. . Plate, hinge, rear door, <b>6.2 &amp; 7.2 models</b>
NI	025661	1	. . Plate, hinge, rear door, <b>8.2 models</b>
	011034	6	. . . Setscrew, M10 x 40mm
	011075	6	. . . Nut, M10, Nyloc
	011074	6	. . . Washer, M10
	011014	2	. . . Setscrew, M8 x 40mm
	011073	2	. . . Nut, M8, Nyloc
	011092	4	. . . Washer, M8
18	033639	1	. Cover
	011001	13	. . Setscrew, M6 x 20mm
	011090	13	. Washer, M6



**i** Many variations of hopper exist therefore it is advisable to contact Scarab Parts Department, quoting the machines serial number when ordering associated replacement parts.

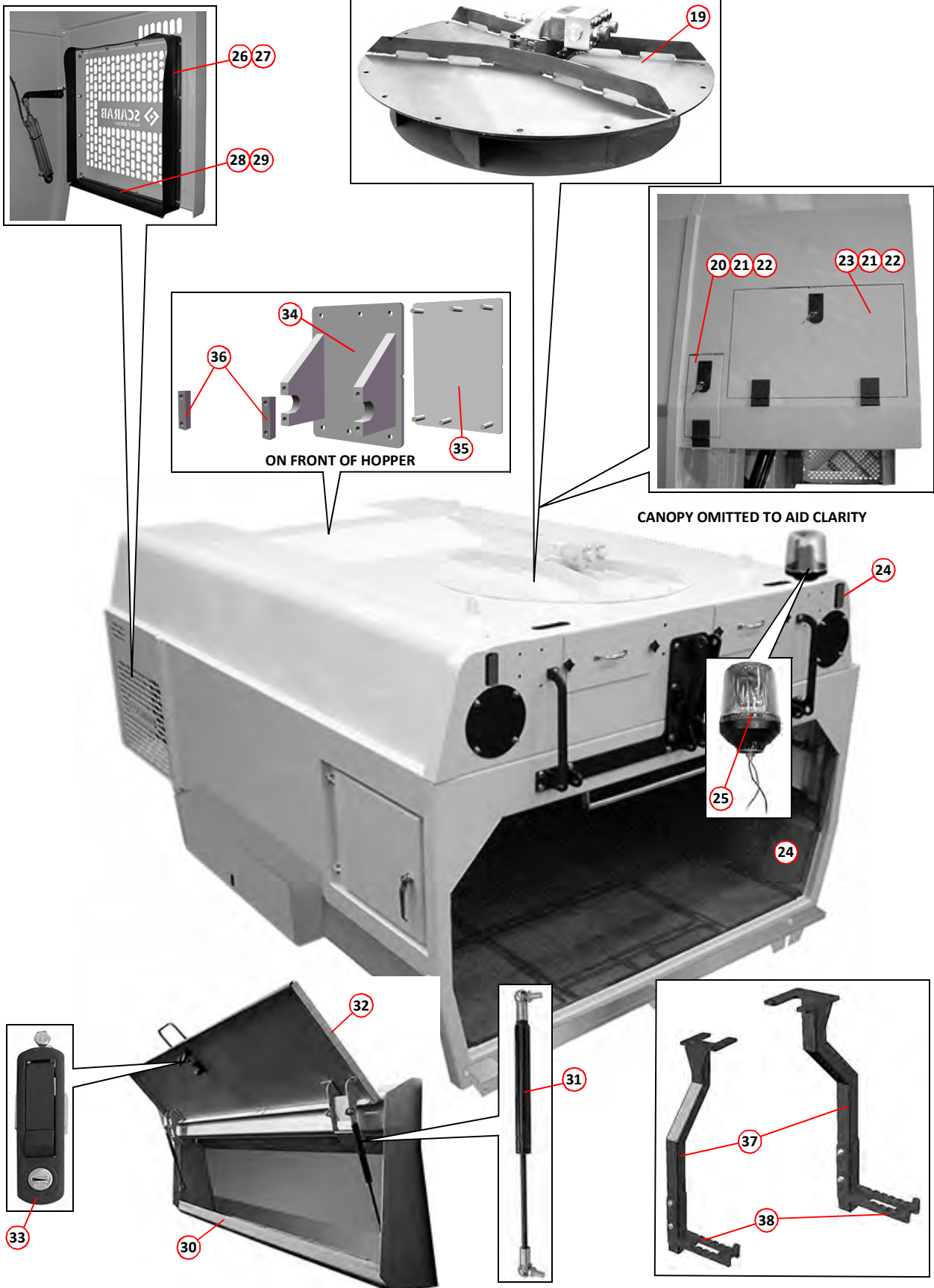
**HOPPER EXTERNAL FITTINGS**

Item	Part Number	Quantity	Description
<b>Hopper General Arrangement - Continued</b>			
19	NA	1	Suction Fan Assembly . . . . . Page 60
	011075	16	. Nut, M10, Nyloc
	011074	16	. Washer, M10
20	035405	1	Hatch, fuel filler
21	033634	2	. Latch, close lock
22	034935	3	. Hinge
	000253	12	. . Nut, M8, Nyloc
	011092	12	. . Washer, M8
23	034166	1	Hatch, electrical/pneumatic enclosure
24	030773	2	Rear marker light . . . . . Page 241
25	014064	1	Beacon, standard fit . . . . . Page 241
26	033713	1	Seal, cooler, long
27	033716	2	. Clamp, long
	011010	8	. Setscrew, M8 x 20mm
	011073	8	. Nut, M8, Nyloc
	011092	8	. Washer, M8
28	033714	1	Seal, cooler, short
29	033715	2	. Clamp, short
	011010	8	. Setscrew, M8 x 20mm
	011073	8	. Nut, M8, Nyloc
	011092	8	. Washer, M8
NI	036911	1	Loom, hopper components . . . . . Page 240
30	031487*	1	Ancillary tool locker body
	000344	4	. Screw, button socket head, M10 x 25mm, stainless steel
	000269	4	. Nut, M10, Nyloc, stainless steel
	000270	4	. Washer, M10, stainless steel
31	033114	2	. Gas Strut
32	031489	1	. Locker door
	011019	2	. . Setscrew, M8 x 90mm
	011073	2	. . Nut, M8, Nyloc
33	033115	1	. Locking latch
34	010719**	1	Pivot plate, hopper lift ram
NI	025581**	A/R	. Spacer 4mm
35	040382**	1	. Clamp plate (inside of hopper) . . . . . Page 48
	011075**	6	. . Nut, M10, Nyloc
	000270**	6	. . Washer M10
36	034395**	2	. . Ram pivot bar
	011034**	4	. . . Bolt, M10 x 40mm
	011095**	4	. . . Washer, spring, rectangular, M10
37	040152	1	. Rear step mount ( <b>Per Step</b> )
38	040153	1	. . Rear step ( <b>Per Step</b> )
	000139	2	. . . Bolt, M12 x 90mm ( <b>Per Step</b> )
	011077	2	. . . Nut, M12, Nyloc ( <b>Per Step</b> )

**Notes:-**

\* The ancillary locker and it's associated parts is an option available on the hopper build.

\*\* All these parts are required to retro fit the single piece pivot plate in place of the older 2 piece design.



**i** Many variations of hopper exist therefore it is advisable to contact Scarab Parts Department, quoting the machines serial number when ordering associated replacement parts.

**HOPPER EXTERNAL FITTINGS**

Item	Part Number	Quantity	Description
<b>Hopper Internal Components</b>			
1	025435*	A/R	Suction tube 750mm, <b>6.2 model</b>
1	025401*	A/R	Suction tube 850mm, <b>7.2 model</b>
1	025665*	A/R	Suction tube 925mm, <b>8.2 model</b>
	005021	A/R	. Sealing strip
	000269	4	. Nut, M10, Nyloc, stainless steel
	000270	4	. Washer, M10, stainless steel
2	021514*	A/R	Cover lid, blanking
3	021518	1	. Flap arm, RH ..... Page 52
NI	021517	1	. Flap arm, LH ..... Page 52
4	030536	1	Mounting bar
	011032	3	. Setscrew, M10 x 30mm
	011075	3	. Nut, M10, Nyloc
	011094	3	. Washer, M10
5	030535*	1	. Deflector plate
NI	039765	1	Wear plate ( <b>MISTRAL C</b> )
	000280	2	. Setscrew, M10 x 25mm, stainless steel
	000270	4	. . Washer, M10, stainless steel
	000269	2	. . Nut, M10, Nyloc, stainless steel
6	030537	1	. Locking ring
	011031	1	. . Setscrew, M10 x 25mm
	011095	1	. . Washer, spring, M10
7	022644*	AR	Deflector, universal
	011055	1	. Bolt, M12 x 65mm
	011051	2	. Setscrew, M12 x 25mm
8	040382	1	. Clamp plate, hopper lift ram pivot plate ..... Page 46


} Per Tube

} Per Deflector

**Notes:-**

\* Can be supplied with a PU coating, contact Scarab Parts Department.









**i** Hopper for a dual sweep machine shown.

**HOPPER INTERNAL COMPONENTS**

<i>Item</i>	<i>Part Number</i>	<i>Quantity</i>	<i>Description</i>
<b>Hopper Filter Screen and Components</b>			
1	031883	1	Scree, filter, stainless steel
1	024668	1	Screen, filter
2	025245	3	. Hinge, points
	000257	6	. . Setscrew, M8 x 25mm, stainless steel
	000263	6	. . Nut, M8, Nyloc
3	028265	1	. Screen handle catch
	000257	4	. . Setscrew, M8 x 25mm, stainless steel
	000263	4	. . Nut, M8, Nyloc, stainless steel
	011092	4	. . Washer, M8
4	028052	1	. Bracket, safety link
5	028053	1	. . Safety link
	000280	1	. . . Setscrew, M10 x 25mm, stainless steel
	011075	1	. . . Nut, M10, Nyloc, stainless steel
	000270	2	. . . Washer, M10, stainless steel
6	032357	1	Inlet cone, suction fan, stainless steel
6	024790	1	Inlet cone, suction fan
NI	034091	1	. Repair ring (requires welding)
7	039674	1	. Fan guard
	000263	8	. Nut, M8, Nyloc, stainless steel
8	033618*	1	Vibrator, screen shaker
9	033620	1	. Control button, screen shaker
10	033620	1	. . Bracket, control button mounting
	011087	2	. . . Setscrew, M6 x 25mm
	011071	2	. . . Nut, M6 Nyloc

**Notes:-**

\* The screen shaker and its associated components are optional items.

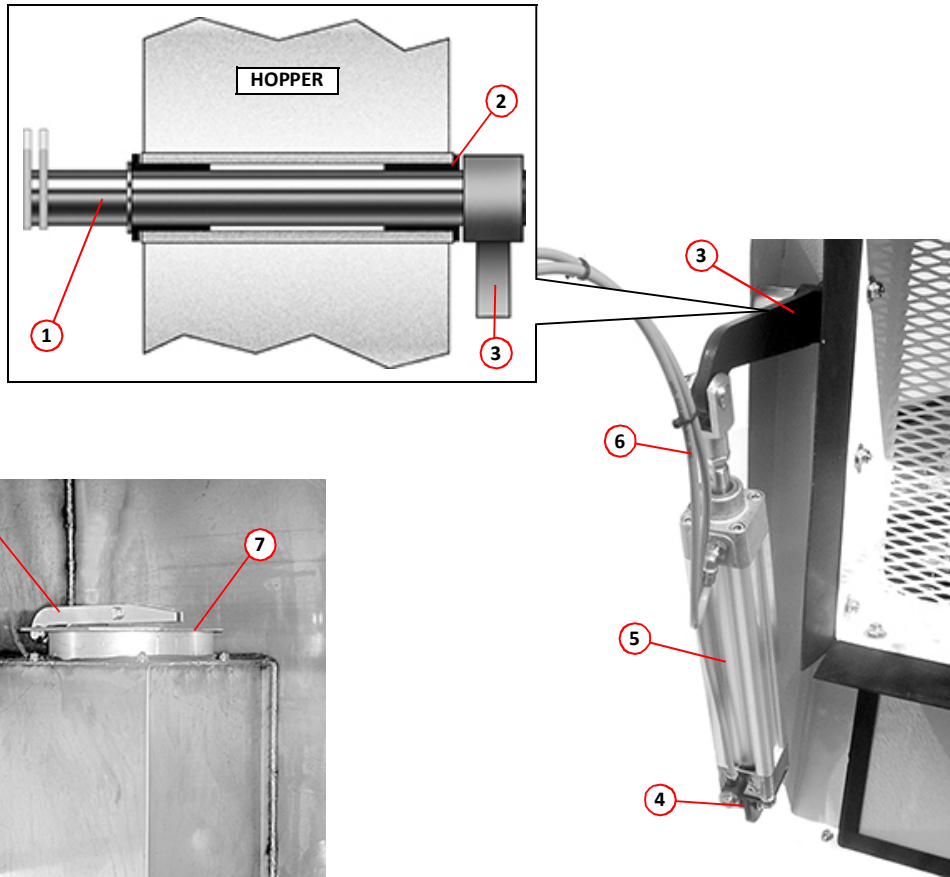


**HOPPER FILTER SCREEN AND COMPONENTS**

<i>Item</i>	<i>Part Number</i>	<i>Quantity</i>	<i>Description</i>
<b>Hopper Auto Blanking Arrangement</b>			
1	021517	1	Flap arm, LH ..... Page 48
NI	021518	1	Flap arm, RH ..... Page 48
2	013488	2	. Bush
3	024772	1	. Flap lever
	000363	1	. . Setscrew, M12 x 1.25 pitch x 25mm, stainless steel
	000279	1	. . Nut, M10 x 1.25 pitch, stainless steel
5	021467	1	Cylinder, pneumatic, 40 X 200 ..... Page 226
	011075	1	. Nut, M10, Nyloc
6	024650	AR	. Tubing, air, flexible nylon, 6mm Superflex
7	021514*	1	Flap lid blanking ..... Page 48

**Notes:-**



\* Can be supplied with a PU coating, contact Scarab Parts Department.



**i** Left hand shown.

**HOPPER AUTO BLANKING ARRANGEMENT**

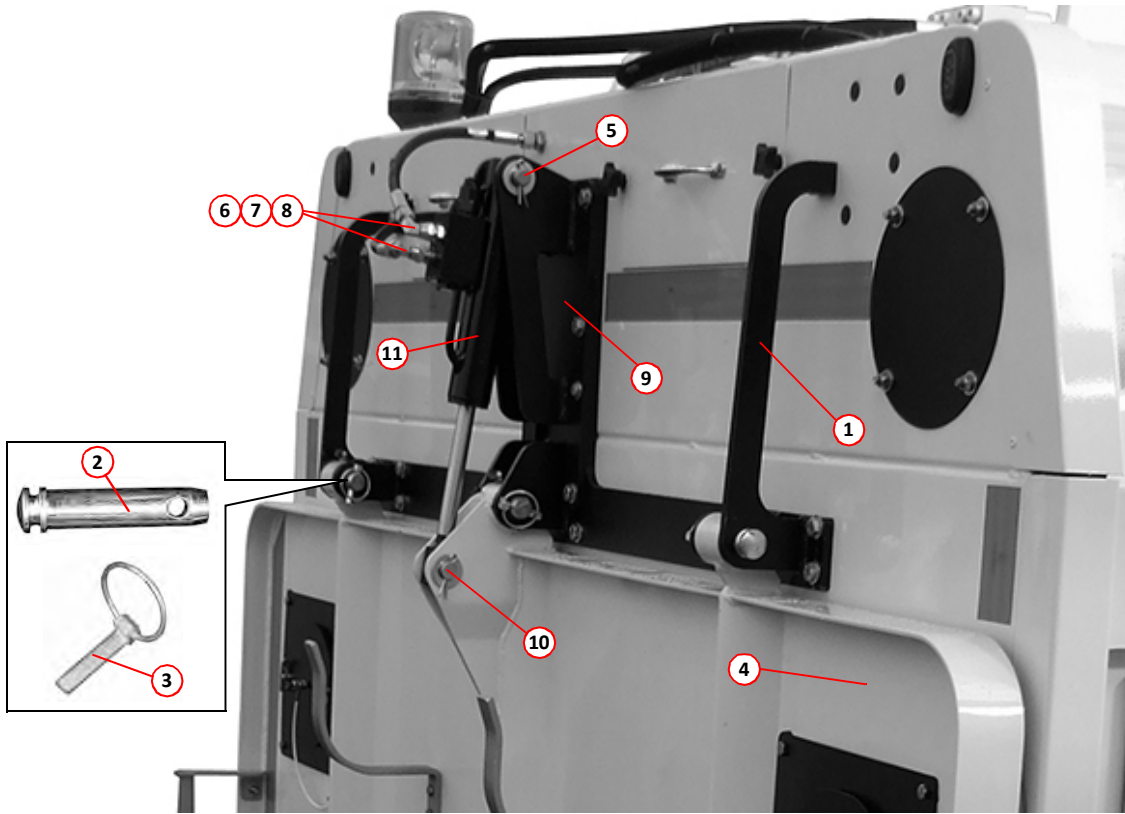
<i>Item</i>	<i>Part Number</i>	<i>Quantity</i>	<i>Description</i>
<b>Rear Door Components</b>			
1	023012	1	Rear door, <b>6.2 model</b>
NI	027902	1	Rear door, <b>7.2 model</b>
NI	027902	1	Rear door, <b>8.2 model</b>
2	010902	3	. Grease point, $\frac{1}{8}$ " BSP x 90°
3	023009	2	. Plate, wander hose, mounting
4	025222	AR	. . Sealing strip, Titanfast DX78
	000257	8	. . Setscrew, M8 x 25mm, stainless steel
	000263	8	. . Nut, M8 Nyloc, stainless steel
5	012253	8	. Antiluce, small
6	012486	2	. Plate, blanking cap
7	020711	2	. . Leash cable
	000258	2	. . . Setscrew, M8 x 30mm, stainless steel
	000262	4	. . . Nut, M8, stainless steel
	000263	4	. . . Nut, M8, Nyloc, stainless steel
8	021979	4	. . . Washer, rubber
9	031919	3	. Protector
10	010245	2	. Hook, wander hose, upper mounting
	000257	4	. . Setscrew, M8 x 25mm, stainless steel
	000263	4	. . Nut, M8, Nyloc, stainless steel
11	010998	AR	. Hose, lay flat
12	012931	2	. . Clamp, worm drive, 70-90mm
13	022747	2	. Hook, wander hose, lower mounting
	000257	4	. . Setscrew, M8 x 25mm, stainless steel
	000263	4	. . Nut, M8, Nyloc, stainless steel
14	022292	2	. Strainer (option)
15	013506	4	. . . Pin
16	013507	4	. . . Linch pin and chain
17	039683	1	. Safety prop, hopper rear door, usually stowed in locker
18	039593	2	. Grab handle, hopper door
	000281	4	. . Setscrew, hex socket pan head, M8 x 25mm, stainless steel
	000264	4	. . . Washer, M8, stainless steel
	000263	4	. . . Nut, M8, Nyloc, stainless steel
19	030481	6.0 m	. Seal, rear door, circular section, (cut to length)



**REAR DOOR COMPONENTS**

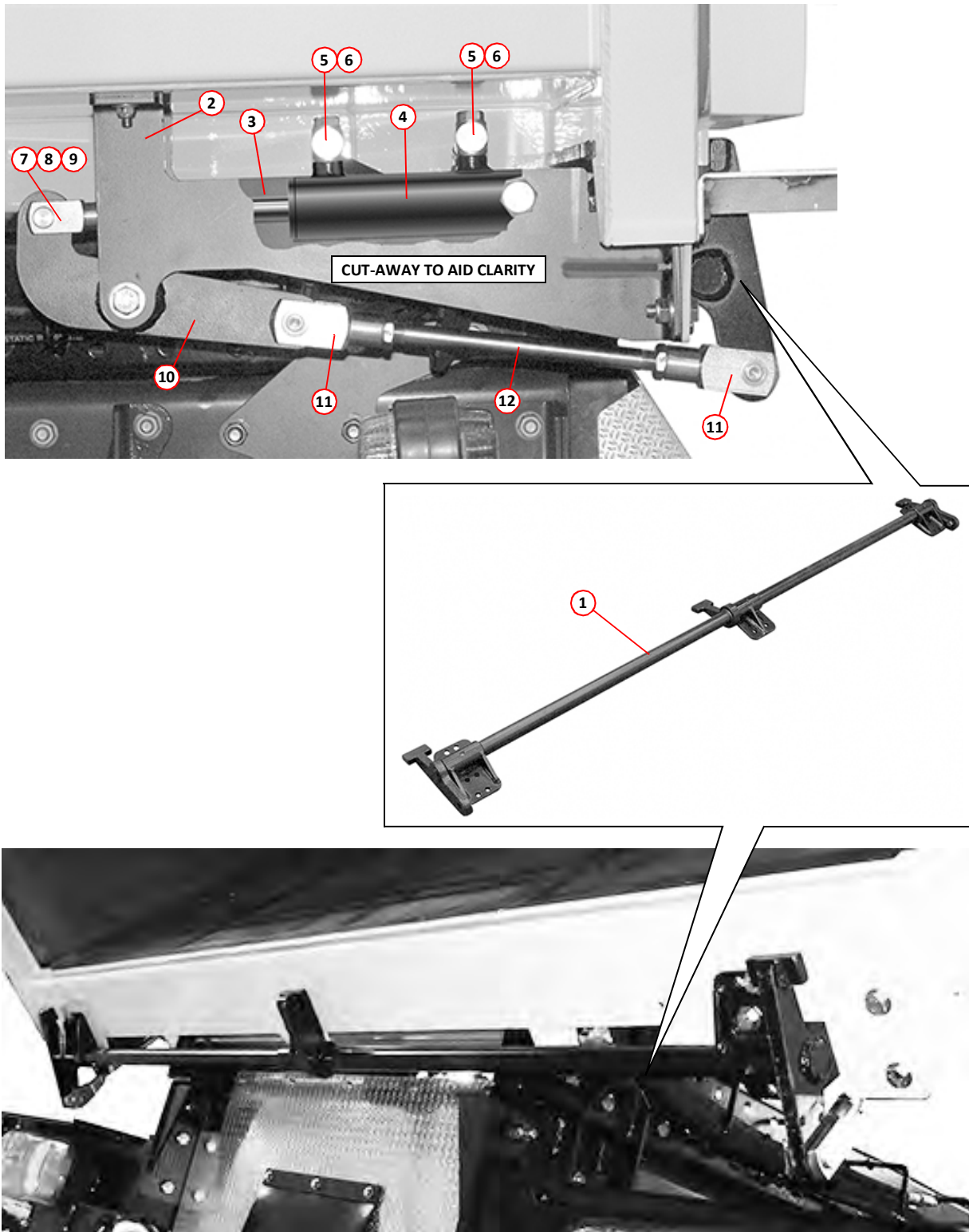
Item	Part Number	Quantity	Description
<b>Rear Door, Hinge and Ram Arrangement</b>			
1		1	Hinge plate ..... Page 44
2	013051	3	. Hinge pin
3	013053	3	. . Linch pin
4		1	. Rear door assembly ..... Page 54
5	022558	1	. Pin, upper
	011102	4	. . Washer, M20
	011122	2	. . Split pin, 1" x 1 1/2" long
6	011317	2	. Hose, rubber, 1/4" BSP x 295mm long, straight ends
7	011269	2	. Adaptor, bulkhead, M/M, 1/4" BSP
8	011171	2	. Elbow, swivel, M/F, 1/4" BSP
9	Various	1	. Mounting plate, ram ..... Page 44
10	014038	1	. . Pin, lower
	011102	4	. . Washer, M20
	011122	2	. . Split pin, 3/16" x 1 1/2" long
11	022511	1	. Ram, hydraulic, rear door open/close ..... Page 194





**REAR DOOR HINGE AND RAM ARRANGEMENT**

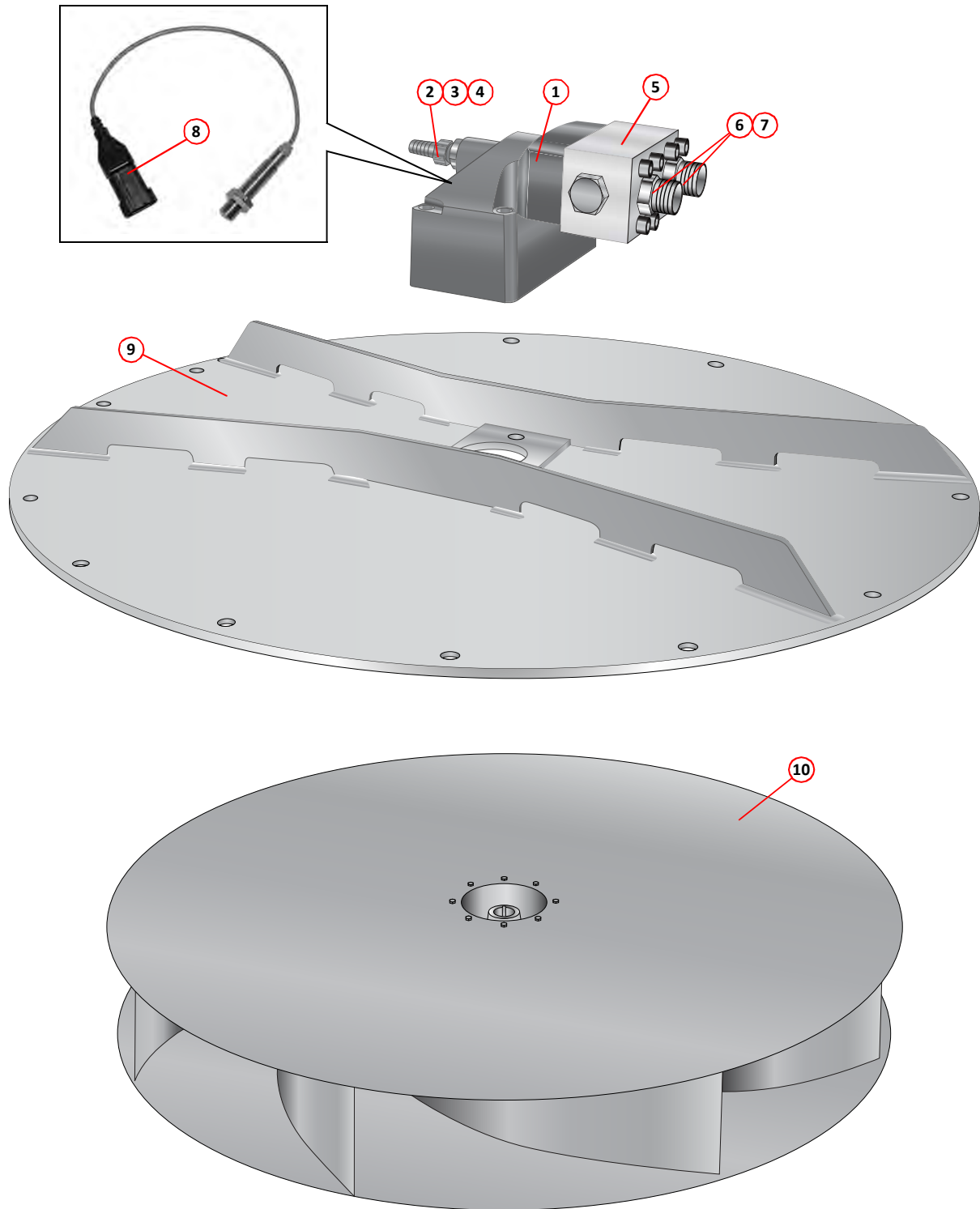
Item	Part Number	Quantity	Description
<b>Rear Door, Locking Arrangement</b>			
1	030985	1	Locking bar assembly, <b>6.2 model</b>
NI	027908	1	Locking bar assembly, <b>7.2 model</b>
NI	028089	1	Locking bar assembly, <b>8.2 model</b>
	011032	8	. Setscrew, M10 x 30mm
	011074	16	. Washer, M10
	011075	8	. Nut, M10, Nyloc
2	030984	1	Side plate, outer, rear door clamp, RH, <b>6.2 model</b>
3	030982	1	Side plate, inner, rear door clamp, RH, <b>6.2 model</b>
NI	030983	1	Side plate, outer, rear door clamp, LH, <b>6.2 model</b>
NI	030981	1	Side plate, inner, rear door clamp, LH, <b>6.2 model</b>
NI	028278	1	Side plate, outer, rear door clamp, RH, <b>7.2/8.2 models</b>
NI	028278	1	Side plate, inner, rear door clamp, RH, <b>7.2/8.2 models</b>
NI	028277	1	Side plate, outer, rear door clamp, LH, <b>7.2/8.2 models</b>
NI	027903	1	Side plate, inner, rear door clamp, LH, <b>7.2/8.2 models</b>
	000329	4	. Screw, socket button head, M8 x 20mm, stainless steel
	000270	4	. Washer, M8, stainless steel
	000263	4	. Nut, M8, Nyloc, stainless steel
	011031	4	. Setscrew, M10 x 25mm
	011074	8	. Washer, M10
	011075	4	. Nut, M10, Nyloc
4	022350	2	. Ram, hydraulic, hopper rear door locking ..... Page 194
	011133	2	. . Bolt, M16 x 100mm
	011060	2	. . Nut, M16, Nyloc
5	002017	4	. . Adaptor, banjo, elbow, M/M, $\frac{1}{4}$ " BSP
6	011152	8	. . Seal, Dowty, $\frac{1}{4}$ " BSP
7	020291	2	. Clevis, M10
8	026163	2	. . Pin, clevis pin
9	026164	2	. . Clip, clevis fixing
10	024999	2	. Lever, ram operating
NI	013488	4	. . Bush
NI	022451	2	. . Spacer
	000139	2	. . . Bolt, M12 x 90mm
	011077	2	. . . Nut, M12, Nyloc
11	020299	4	. . Clevis, M16
NI	022673	4	. . Pin, clevis fixing
NI	022674	4	. . Clip, clevis pin
12	022347	2	. . Connecting rod
	000138	4	. . . Nut, M16 x 1.5 pitch



**i** Shown without hopper dirt chute.


**REAR DOOR LOCKING ARRANGEMENT**

<i>Item</i>	<i>Part Number</i>	<i>Quantity</i>	<i>Description</i>
<b>Suction Fan Arrangement</b>			
1	024641	1	Motor, hydraulic, VOAC F12-030-MF-CH-K .....Page 184, 204
2	011248	1	. Adaptor, M/M, M18 x $\frac{3}{8}$ " BSP
3	011247	1	. Seal, Dowty, M18
4	010921	1	. Hose tail, $\frac{3}{8}$ " BSP female x $\frac{3}{8}$ " hose
NI	027237	1	. Seal kit, for 024641 Voac fan motor
5	025390	1	. Valve block
	000048	8	. . Screw, socket cap head, M10 x 80mm
	011095	8	. . Washer, spring, M10
6	011151	2	. . Adaptor, M/M, $\frac{3}{4}$ " BSP
7	011155	2	. . Seal, Dowty, $\frac{3}{4}$ " BSP
8	025184	1	. Speed sensor (green lead) ..... Page 241
9	024679	1	Fan plate
	011424	16	. Washer, M10
	011075	16	. Nut, M10, Nyloc
10	025241	1	Impeller
NI	030651	1	Impeller (stainless steel)
	011052	1	. Setscrew, M12 x 30mm
	024791	1	. Cap Washer, Voac motor



**SUCTION FAN ARRANGEMENT**

<i>Item</i>	<i>Part Number</i>	<i>Quantity</i>	<i>Description</i>
<b>Additional Hopper and Rear Door Components</b>			
1	022389	2	Marker plates
2	026694	1	Directional arrow, ø750mm
3	012253	2	. Antiluce, small
	012969	2	. . Washer, rubber, ø40 x 12 bore x 6mm
4	020711	1	. Leash cable
5	021944	1	. . R-clip
6	023599	1	. . Key pull
7	031976	1	. . Upper support bar, directional arrow
8	031978	1	. . Centre support bar, directional arrow
	000003	2	. . . Screw, socket countersunk, M8 x 20mm
	011073	2	. . . Nut, M8, Nyloc
	011092	2	. . . Washer, M8
9	031977	1	. . Lower support bar, directional arrow
10	010119	1	Wander hose, ø160mm x 3m
11	012488	1	. Coupling
NI	010519	2	. . Clamp, worm drive, size 135-165mm
12	010587	1	. Tube
13	010321	1	. Handle
14	036437	1	Bracket, rear camera
15	040354	1	Rear camera ..... Page 241
NI	040353	1	Power supply, rear camera ..... Page 14,240
NI	040355	1	Cable, rear camera ..... Page 14,241

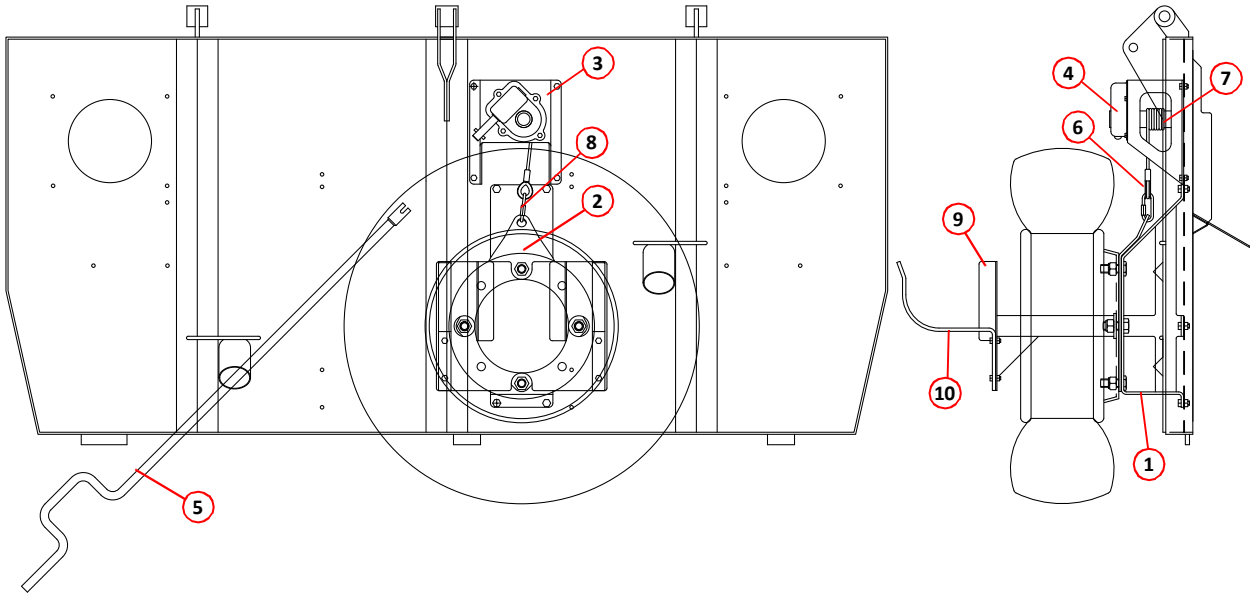


**ADDITIONAL HOPPER AND REAR DOOR COMPONENTS**

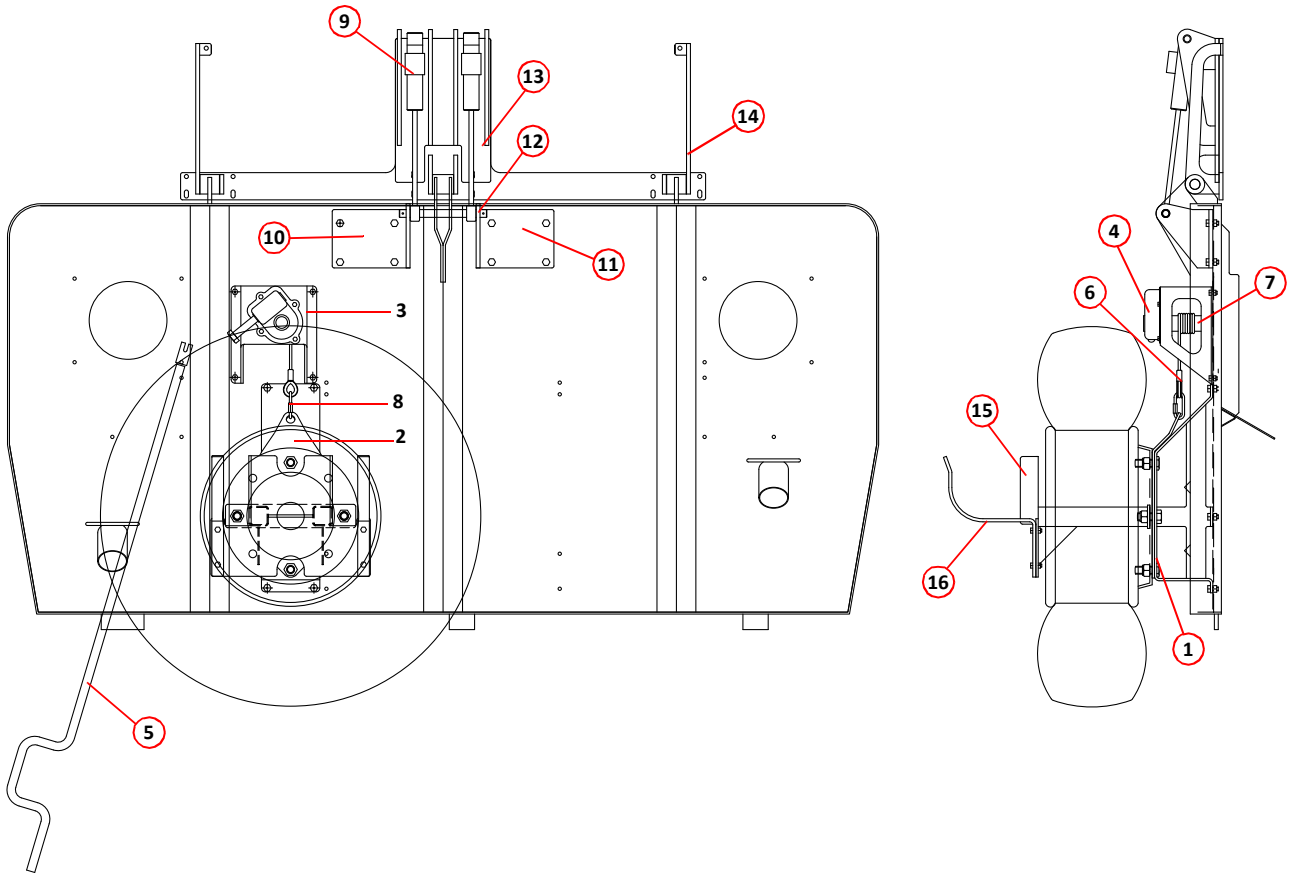
<i>Item</i>	<i>Part Number</i>	<i>Quantity</i>	<i>Description</i>
<b>Spare Wheel Carrier, Rear Door - 6.2 and 7.2 Models</b>			
1	026777	1	Bracket, spare wheel
	011082	4	. Nut, M20 Nyloc
2	026778	1	Lift plate
3	026779	1	. Bracket, winch
4	028406	1	. Winch, modified
5	028407	1	. . Winch handle
6	028645	1	. . Winch cable
7	014107	2	. . . Cable grip 6mm
8	010606	1	. . . Carabiner
9	028684	1	. Rear boom carrier
10	022747	2	. . Hose hook large

<i>Item</i>	<i>Part Number</i>	<i>Quantity</i>	<i>Description</i>
<b>Spare Wheel Carrier, Rear Door - 8.2 Models</b>			
1	026777	1	Bracket, spare wheel
	011082	4	. Nut, M20, Nyloc
2	026778	1	. Lift plate
3	026779	1	. Bracket, Winch
4	028406	1	. Winch, modified
5	028407	1	. . Winch handle
6	028645	1	. . Cable, winch
7	014107	2	. . . Cable grip 6mm
8	010606	1	. . . Carabiner
9	022511	1	. Ram
10	028523	1	. . Ram pivot LH
11	028524	1	. . Ram pivot RH
12	028525	1	. . . Ram pin
13	025661	1	. . Ram mount, adjustable
14	025660	1	. Hinge plate, adjustable
15	028684	1	. Rear boom carrier
16	022747	2	. . Hose hook large





**SPARE WHEEL CARRIER, REAR DOOR - 6.2 AND 7.2 MODELS**




**SPARE WHEEL CARRIER, REAR DOOR - 8.2 MODELS**

<i>Item</i>	<i>Part Number</i>	<i>Quantity</i>	<i>Description</i>
<b>Spare Wheel Carrier, Chassis Mounted</b>			
1	*	1	Main arm and wheel mounting
	011086	1	. Nut, M16, Nyloc
	000241	2	. Bolt, M24 x 130mm
	000008	2	. Nut, M24, Nyloc
2	032587	1	. Lock pin
NI	020711	1	. . Leash cable
NI	023599	1	. . Pull ring
NI	021944	1	. . D-clip
3	*	1	. Mounting bracket
	011052	6	. . Setscrew, M12 x 30mm
	011086	6	. . Nut, M12, Nyloc
4	*	1	. Link arm
	000043	2	. . Bolt, M16 x 90mm
	011060	2	. . Nut, M16, Nyloc
5	032586	1	. 'V' Bracket
6	028406	1	. Winch
7	028645	1	Winch cable

**Notes:-**

\* Chassis specific components. Please contact Scarab Parts Department with you model and serial number of your sweeper.



**i** Shown without spare wheel to aid clarity.

**SPARE WHEEL CARRIER, CHASSIS MOUNTED**



# Sweeping and Suction Equipment

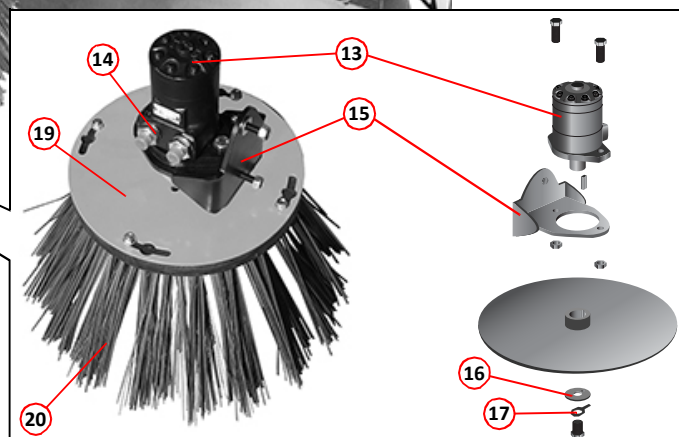

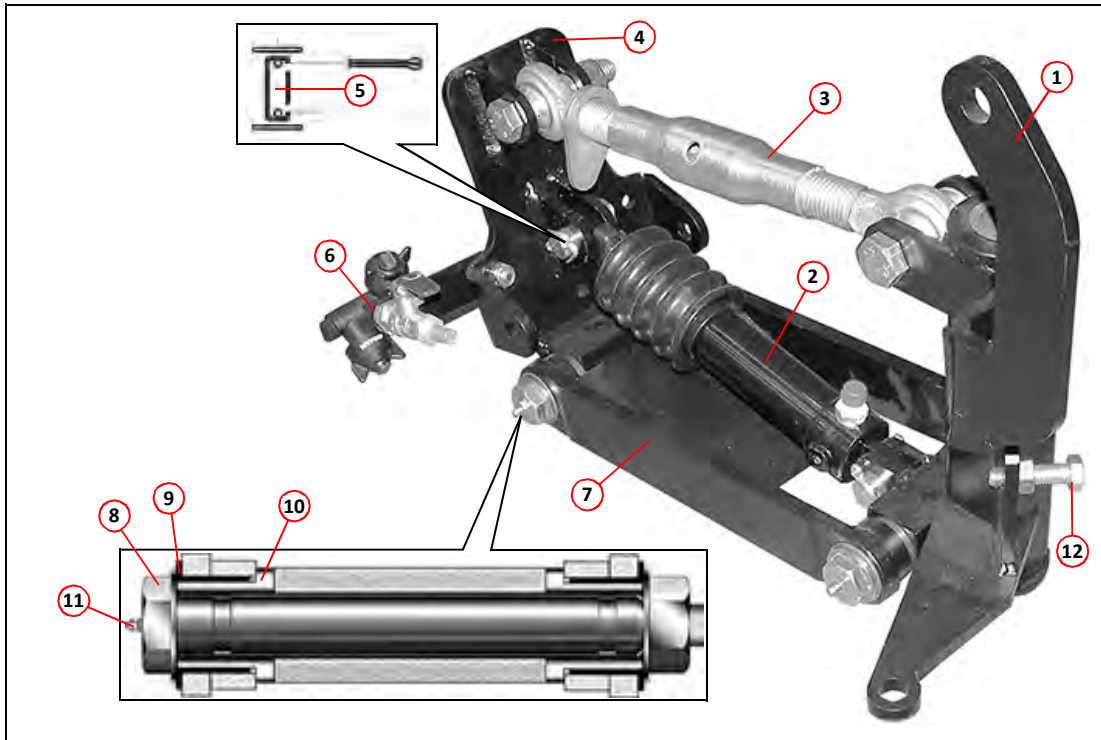
<i>Assembly/Description</i>	<i>Page</i>
Side Brush Arrangement .....	70
Side Brush Swing Out and Brush Pressure Arrangement .....	72
Auxiliary Side Brush Arrangement.....	74
Wide Sweep Assembly .....	76
Wide Sweep Covers .....	78
Bearing Assembly, Wide Sweep .....	80
Wide Sweep Slewing Arrangement.....	80
Tilting Suction Nozzle Assembly - Pneumatic Tilt.....	82
Tilting Suction Nozzle Assembly - Hydraulic Variable Tilt .....	84
Full Width Suction Nozzle Assembly .....	86
Associated Sweeping Equipment .....	88
Suction Tube and Nozzle Lifting Arrangement.....	90
Wander Hose Arrangement.....	92
Wander Boom, Rear Mounted .....	94
Overhead Boom Assembly.....	96
Overhead Boom Assembly.....	98
Suction Tube Control Yoke.....	100

Item	Part Number	Quantity	Description
<b>Side Brush Arrangement</b>			
1	023124	1	Kingpost, RH
NI	023120	1	Kingpost, LH
2		1	. Ram, hydraulic, brush lift ..... Page 194
3	013011	1	. Link, top (turnbuckle)
	011140	2	. . Bolt, M18 x 90mm
	011138	2	. . Washer, M18
	011139	2	. . Nut, M18, Nyloc
4	023121	1	. Plate, swivel
5	010067	2	. . Pin, ram pivot, $\varnothing 20\text{mm} \times 50\text{mm}$
	011103	2	. . . Washer, M20
	011122	2	. . . Pin, split, cotter, $\frac{3}{16}'' \times 1\frac{1}{2}''$ long
6		1	. Brush spray nozzle assembly ..... Page 130
7	014801	1	. Link, lower
8	014796*	2	. . Bolt, pivot, M16 (special with grease point)
	014798*	2	. . Washer, 24 x 40 x 3mm
	014797*	2	. . Washer, 17 x 40 x 3mm
	011060*	2	. . Nut, M16, Nyloc
9	013012*	2	. . . Bush, plastic
10	014799*	4	. . Sleeve, spacer
11	010903	2	. . Grease point, straight, $\frac{1}{8}''$ BSP
12	011055	1	. . Bolt, M12 x 60mm, <b>6.2 model</b>
12	000110	1	. . Bolt, M12 x 80mm, <b>7.2 &amp; 8.2 models</b>
	011076	1	. . Nut, M12
13	010749	1	. . Motor, brush drive, hydraulic ..... Page 192
NI	011154	2	. . . Seal, Dowty, $\frac{3}{8}''$ BSP
14	011167	2	. . . . Adaptor, $\frac{1}{2}'' \times \frac{3}{8}''$ BSP
15	010007	1	. . . Bracket, motor
	011075	2	. . . . Nut, M10, Nyloc
	011069	2	. . . . Setscrew, high tensile, M12 x 40mm
	011077	2	. . . . Nut, M12, Nyloc
16	010004	1	. . . Washer, special 45 OD x 9 ID x 4mm
17	010005	1	. . . . Tab washer
	011012	1	. . . . . Setscrew, high tensile, M8 x 35mm
18	014067	1	. . . Hub, side brush, 3 holes
19	011688	1	. . . Hub, side brush, 4 holes
NI	040058**	1	. . . . Spacer, brush hub
	040197	1	. . . . Washer, safety, Schnorr
	011012	1	. . . . Screw, M8 x 30mm
20		1	. . . . Brush ..... Page 88

**Notes:-**

\* These Items comprise the lower link bush kit 024611.


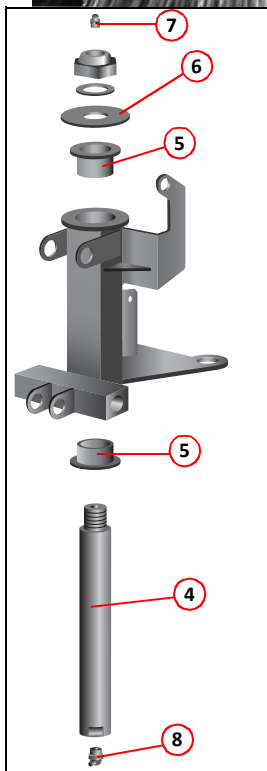


\*\* This part is required if the drive motor is manufactured by Eaton, please contact Scarab Parts Department.



**SIDE BRUSH ARRANGEMENT**

Item	Part Number	Quantity	Description
<b>Side Brush Swing Out and Brush Pressure Arrangement</b>			
1		1	Cylinder, pneumatic, swing out . . . . . Page 226
	011260	1	. Bolt, M14 x 70mm
	011127	1	. Nut, M14, Nyloc
2	022673	1	. Pin, clevis
	022674	1	. Pin, clevis, retainer
3	021520	1	Bracket, swing-out cylinder, RH, <b>6.2 model</b>
NI	021519	1	Bracket, swing-out cylinder, LH, <b>6.2 model</b>
NI	021722	1	Bracket, swing-out cylinder, RH, <b>7.2 &amp; 8.2 models</b>
NI	021721	1	Bracket, swing-out cylinder, LH, <b>7.2 &amp; 8.2 models</b>
	011407	2	. Bolt, M10 x 120mm
	011077	2	. Nut, M10, Nyloc
4	013007	1	. Kingpin
	011102	1	. . Washer, M20
	011082	1	. . Nut, M20, Nyloc
5	013012	2	. . Bush, plastic
6	013013	1	. . Cap
7	010903	3	. . Grease point, straight, $\frac{1}{8}$ " BSP
NI	020241	3	. . Grease, straight connector (auto-lube only)
	020243	3	. . Cone (auto-lube only)
	020242	3	. . Nut (auto-lube only)
8	010901	1	. . Grease point, 45°, $\frac{1}{8}$ " BSP
NI	020240	1	. . Grease, elbow connector (auto-lube only)
	020243	3	. . Cone (auto-lube only)
	020242	3	. . Nut (auto-lube only)
9		1	. Cylinder, pneumatic, brush pressure . . . . . Page 224
10	023123	1	. . Pin, cylinder retaining
	011135	2	. . Washer, M16
	011122	2	. . Pin, split, $\phi \frac{3}{16}$ " x $1\frac{1}{2}$ "
11	022673	1	. . Pin, clevis



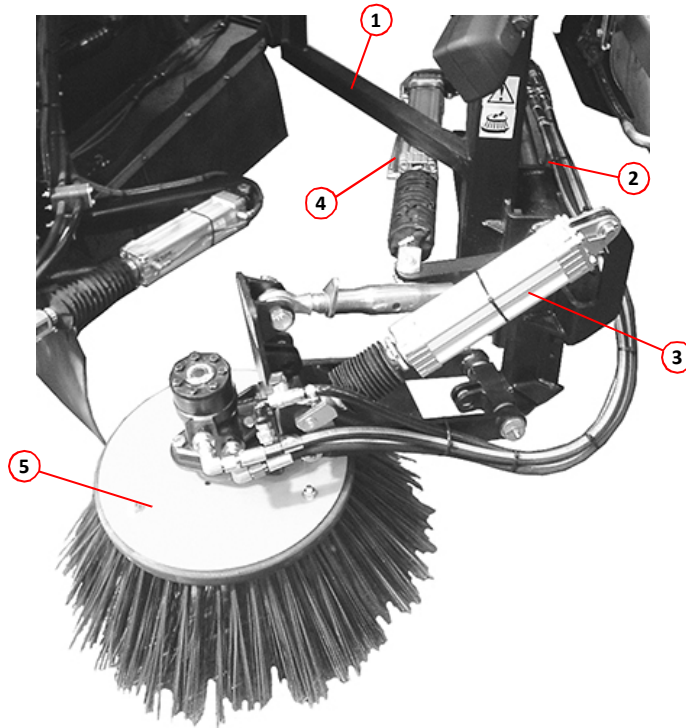


**SIDE BRUSH SWING OUT ARRANGEMENT**

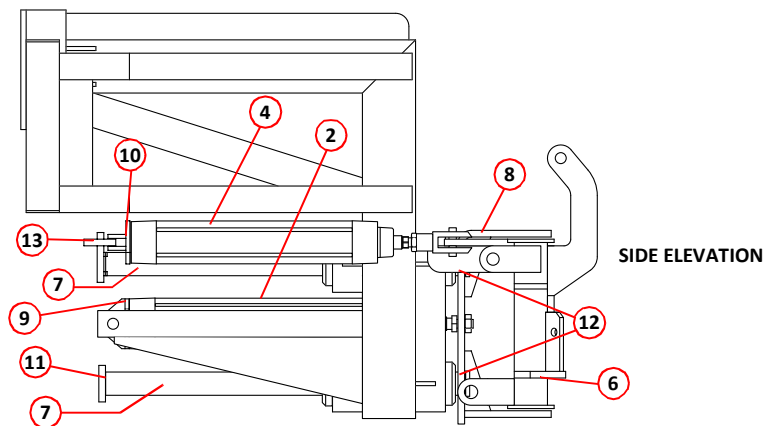
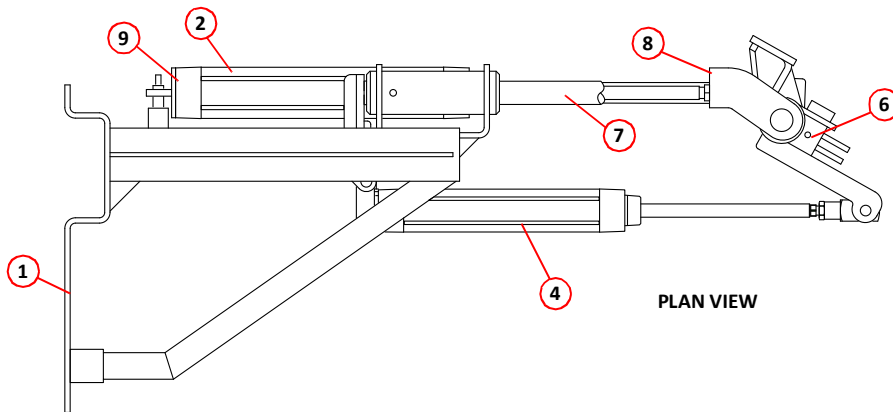
<i>Item</i>	<i>Part Number</i>	<i>Quantity</i>	<i>Description</i>
<b>Auxiliary Side Brush Arrangement</b>			
1	*	1	Main support frame
2	*	1	Cylinder, pneumatic, brush, extend/retract . . . . . Page 230
3	*	1	Cylinder, pneumatic, brush, raise/lower . . . . . Page 224
4	*	1	Cylinder, pneumatic, brush, swing in/out . . . . . Page 232
5	*	1	Brush assembly . . . . . Page 70
6	030857	1	. Bracket, kingpost pivot
7	030856	1	. Thrust bar
8	030858	1	. Bracket, kingpost support
9	030859	1	. Bracket, pivot, extend/retract ram
10	030860	1	. Bracket, pivot, in/out ram
11	030861	1	. . Washer, special, large
12	030862	2	. . Washer, special, small
13	030863	1	. . Push Link
NI	011082	1	. . . Nut, M20, Nyloc
NI	011102	1	. . . Washer, M20
NI	011141	4	. . . . Setscrew, M20 x 35mm

**Notes:-**

- \* These items are chassis specific and/or subject to optional configurations, please contact Scarab Parts Department before ordering any of these parts.



**i** The pneumatic cylinders no longer have bellows fitted.



**i** Brush assembly omitted to aid clarity.  
Right hand sweep version illustrated.


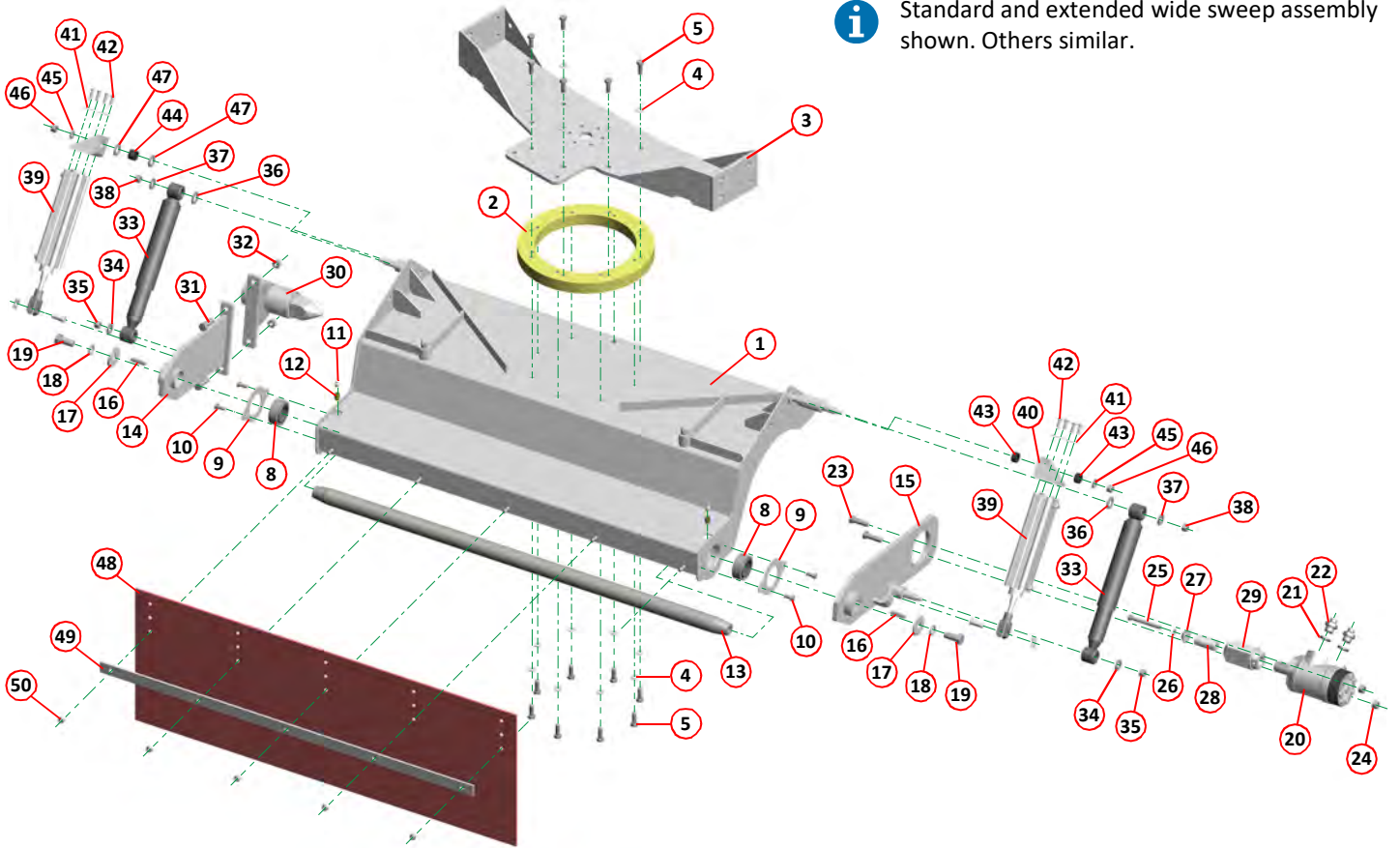
**A TYPICAL AUXILIARY SIDE BRUSH ARRANGEMENT**

Item	Part Number	Quantity	Description
<b>Wide Sweep Assembly</b>			
1		1	Cover, wide sweep ..... Page 78
2	020919	1	Ring, adaptor
3	024155	1	Support, wide sweep
4	011095	14	Washer, spring, M10
5	011032	14	Setscrew, M10 x 30mm
8	036789	2	Spherical bearing, wide sweep pivot
9	037172	2	Bearing retaining plate
10	011010	4	Setscrew, M8 x 20mm
11	010903	2	Grease point, straight, $\frac{1}{8}$ " BSP
12	040301	2	Extension, grease point, $\frac{1}{8}$ " BSP
13		1	Shaft, tapered, wide sweep pivot ..... Page 78
14	023078	1	Plate, bearing housing, RH
15	023077	1	Plate, motor, LH
16	013292	2	Key
17	013439	2	Washer, special, 50mm OD x 16.5mm ID x 5mm
18	011142	2	Spring washer, M16
19	011141	2	Setscrew, M16 x 35mm
20	010566	1	Motor, hydraulic ..... Page 192
21	011154	2	Seal, Dowty, $\frac{1}{2}$ " BSP
22	011167	2	Adapter, $\frac{1}{2}$ x $\frac{3}{8}$ " BSP
23	011069	2	Setscrew, M12 x 40mm
24	011077	2	Nut, M12, Nyloc
25	011415	1	Bolt, M8 x 80mm
26	011093	1	Spring washer, 8mm
27	024538	1	Washer, cone, special
28	038106	1	Spacer
29	024535	1	Shaft, drive
NI	011515	1	Key
NI	040058*	1	Spacer
30	024224	1	Bearing assembly, wide sweep ..... Page 80
31	011069	2	Setscrew, M12 x 40mm
32	011077	2	Nut, M12, Nyloc
33	014063	2	Shock absorber
34	011096	2	Washer, M12
35	011075	2	Nut, M10, Nyloc
37	011096	2	Washer, M12
38	011077	2	Nut, M12, Nyloc
39	020602	2	Cylinder, pneumatic ..... Page 226
40	020731	1	Bracket, pneumatic cylinder
41	011093	4	Spring washer, M6
42	011067	4	Setscrew, M6 x 20mm
43	011000	2	Spacer, rubber, $\frac{5}{8}$ " bore x 15mm
44	011000	1	Spacer, rubber, $\frac{5}{8}$ " bore x 20mm
45	011094	2	Washer, M10
46	011075	2	Nut, M10, Nyloc
47	011135	2	Washer, M16
48		1	Skirt, wide sweep ..... Page 78,88
49		1	Clamp, skirt wide sweep ..... Page 76,88
50	011073	5	Nut, M8, Nyloc
51	013646	1	Brush Core, wide sweep ..... Page 78
52			Brush element ..... Page 78,88
53	023472		Spacer ..... Page 78,88
54	013649	1	Plate, end
55	011417	4	Screw, socket countersunk, $\frac{3}{8}$ " UNC x 1"

**Notes:-**

\* This part is required if the drive motor is manufactured by Eaton, please contact Scarab Parts Department.

**i** Standard and extended wide sweep assembly shown. Others similar.



**i** Standard wide sweep assembly shown. Others similar.

**WIDE SWEEP ASSEMBLY**

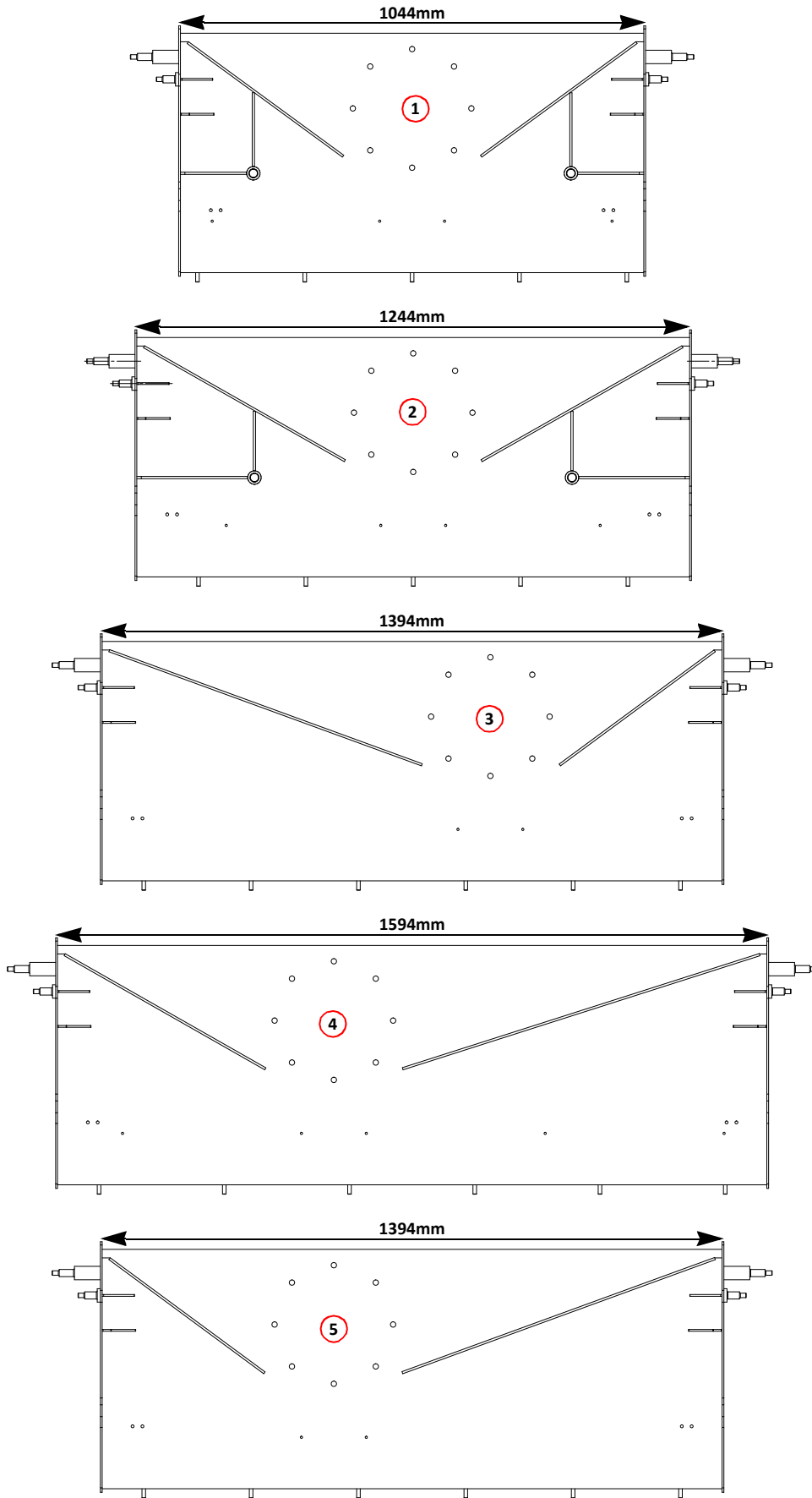
Item	Part Number	Quantity	Description
<b>Wide Sweep Covers and Associated Parts</b>			
1	036216*	1	Wide sweep cover, standard . . . . . Page 76
NI	022516	1	. Skirt, wide sweep . . . . . Page 76
NI	022517	1	. . Clamp, wide sweep . . . . . Page 76
NI	023080	1	. Shaft, wide sweep pivot . . . . . Page 76
NI	013646	1	. Core, wide-sweep brush . . . . . Page 76
NI	023471	31	. . Brush element, ø320mm, wide sweep core . . . . . Page 76
NI	023474	31	. . Brush element, ø400mm, wide sweep core . . . . . Page 76
NI	023472	29	. . Spacer . . . . . Page 76
NI	024535	1	. . Driveshaft, motor to core . . . . . Page 76
2	037173*	1	Wide sweep cover, extended + 200mm . . . . . Page 76
NI	026026	1	. Skirt, wide sweep, extended . . . . . Page 76
NI	026025	1	. . Clamp, wide sweep extended . . . . . Page 76
NI	025632	1	. Shaft, wide sweep pivot . . . . . Page 76
NI	025642	1	. Core, wide sweep brush . . . . . Page 76
NI	023474	37	. . Brush element, ø400mm, wide sweep core . . . . . Page 76
NI	023472	35	. . Spacer . . . . . Page 76
NI	024535	1	. . Driveshaft, motor to core . . . . . Page 76
3	037174* **	1	Wide sweep cover, LH sweep
NI	022516	2	. Skirt, wide sweep
NI	024059	1	. . Clamp, wide sweep
NI	024015	1	. Shaft, wide sweep pivot
NI	024553	1	. Core, wide sweep brush
NI	023474	AR	. . Brush element, ø400mm, wide sweep core
NI	023472	AR	. . Spacer
NI	013648	1	. . Driveshaft, motor to core
NI	021296	1	. . Drive tube
4	037175* **	1	Wide sweep cover, RH sweep extended + 200mm
NI	027070	1	. Skirt, wide sweep
NI	027069	1	. . Clamp, wide sweep
NI	027068	1	. Shaft, wide sweep pivot
NI	027062	1	. Core, wide sweep brush
NI	023474	AR	. . Brush element, ø400mm, wide sweep core
NI	023472	AR	. . Spacer
NI	013648	1	. . Driveshaft, motor to core
NI	027097	1	. . Drive tube
5	037176* **	1	Wide sweep cover, RH sweep
NI	022516	2	. Skirt, wide sweep
NI	024059	1	. . Clamp, wide sweep
NI	024015	1	. Shaft, wide sweep pivot
NI	021295	1	. Core, wide sweep brush
NI	023474	AR	. . Brush element, ø400mm, wide sweep core
NI	023472	AR	. . Spacer
NI	013648	1	. . Driveshaft, motor to core
NI	021296	1	. . Drive tube

**Notes:-**

\* Check that the appropriate item has been identified from the diagrams on the opposite page.

When replacing an old style wide sweep cover (plastic pivot bushes) with the current design, please ensure that items 4 and 5 with appropriate fixings on Page 76 are ordered. If in doubt contact Scarab Parts Department.

\*\* For other components not listed for these wide sweep assemblies please contact Scarab Parts Department.



**i** Measurement is from the outside edge of the wide sweep cover.  
Viewed from above.

**WIDE SWEEP COVERS**

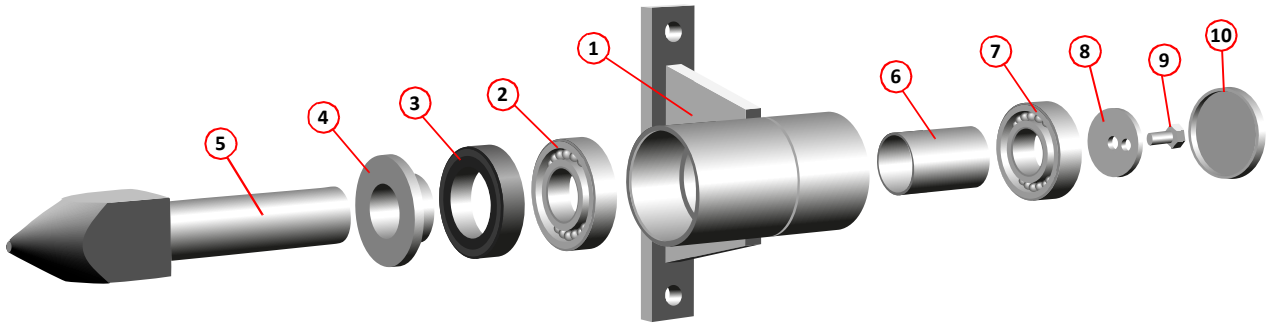
Item	Part Number	Quantity	Description
			<b>Bearing Assembly, Wide Sweep (Standard &amp; Extended Only)</b>
	024224	1	Bearing assembly complete . . . . . Page 76
1	024219	1	Housing, bearing assembly
2	010578	1	Bearing, ball race
3	024220	1	Oil seal
4	024221	1	Spacer
5	024223	1	Shaft
6	024531	1	Spacer
7	010578	1	Bearing, ball 6206
8	010004	1	Washer, special
9	011010	1	Setscrew, M8 x 20mm
10	024222	1	Cap, bearing

Item	Part Number	Quantity	Description
			<b>Wide Sweep Slewing Arrangement</b>
		1	Wide sweep cover . . . . . Page 76
2	024155	1	Support, wide sweep
3	024154	1	Clamp ring
4	011032	8	Setscrew, M10 x 30mm
5	011075	8	Nut, M10, Nyloc
6	024150	1	Spigot
7	024151	1	Plate, clamp
8	000178	6	Screw, socket countersunk, M10 x 65mm
9	011075	8	Nut, M10, Nyloc
10	024152	1	Housing, bearing
11	000167	6	Screw, socket countersunk, M10 x 40mm
12	024148	1	Oil seal
13	024149	1	Bearing
14	013792*	1	Grease point, straight, $\frac{1}{4}$ " BSP
14	010901*	1	Grease point, 135°, $\frac{1}{8}$ " BSP
15	024539	2	Ram, hydraulic Page 194
16	011122	2	Pin, split, cotter, $\frac{3}{16}$ " x $1\frac{1}{2}$ "
17	011724	2	Spacer, 20mm OD x 12.5mm ID x 11mm
18	011069	2	Setscrew, M12 x 40mm
19	011096	4	Washer, M12
20	011077	2	Nut, M12, Nyloc

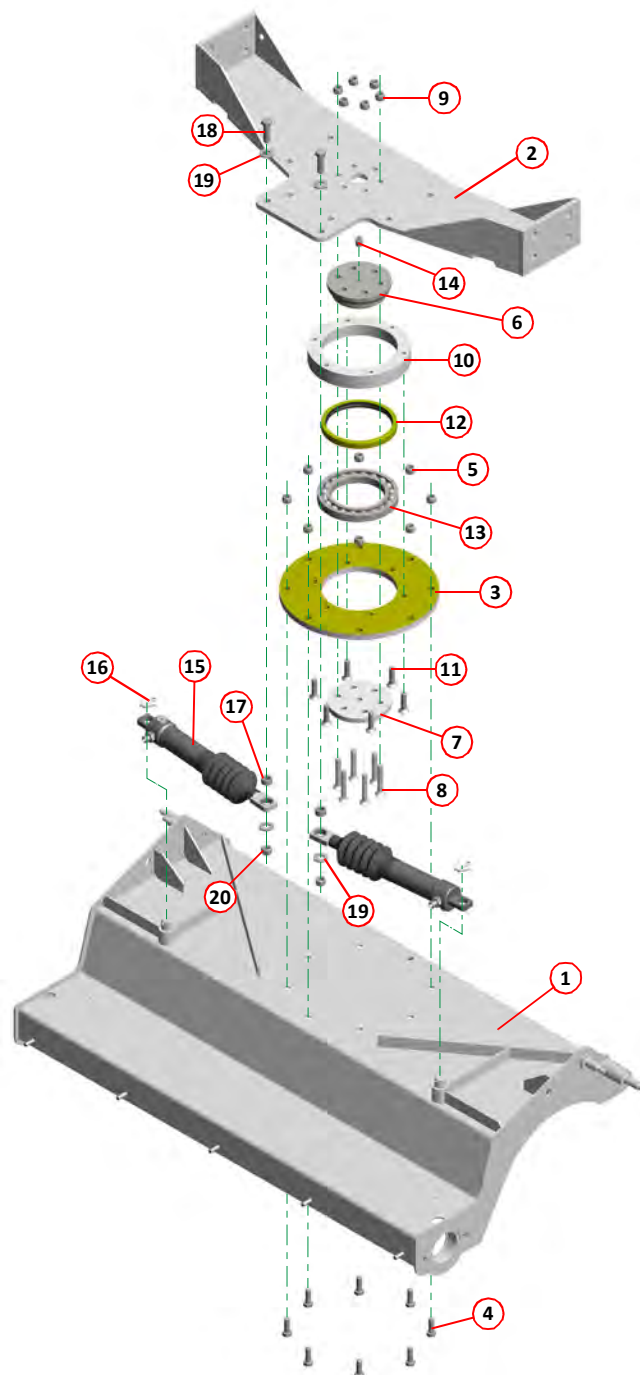
**Notes:-**

- \* Please ensure you get the correct size of grease point.





**WIDE SWEEP BEARING ASSEMBLY**



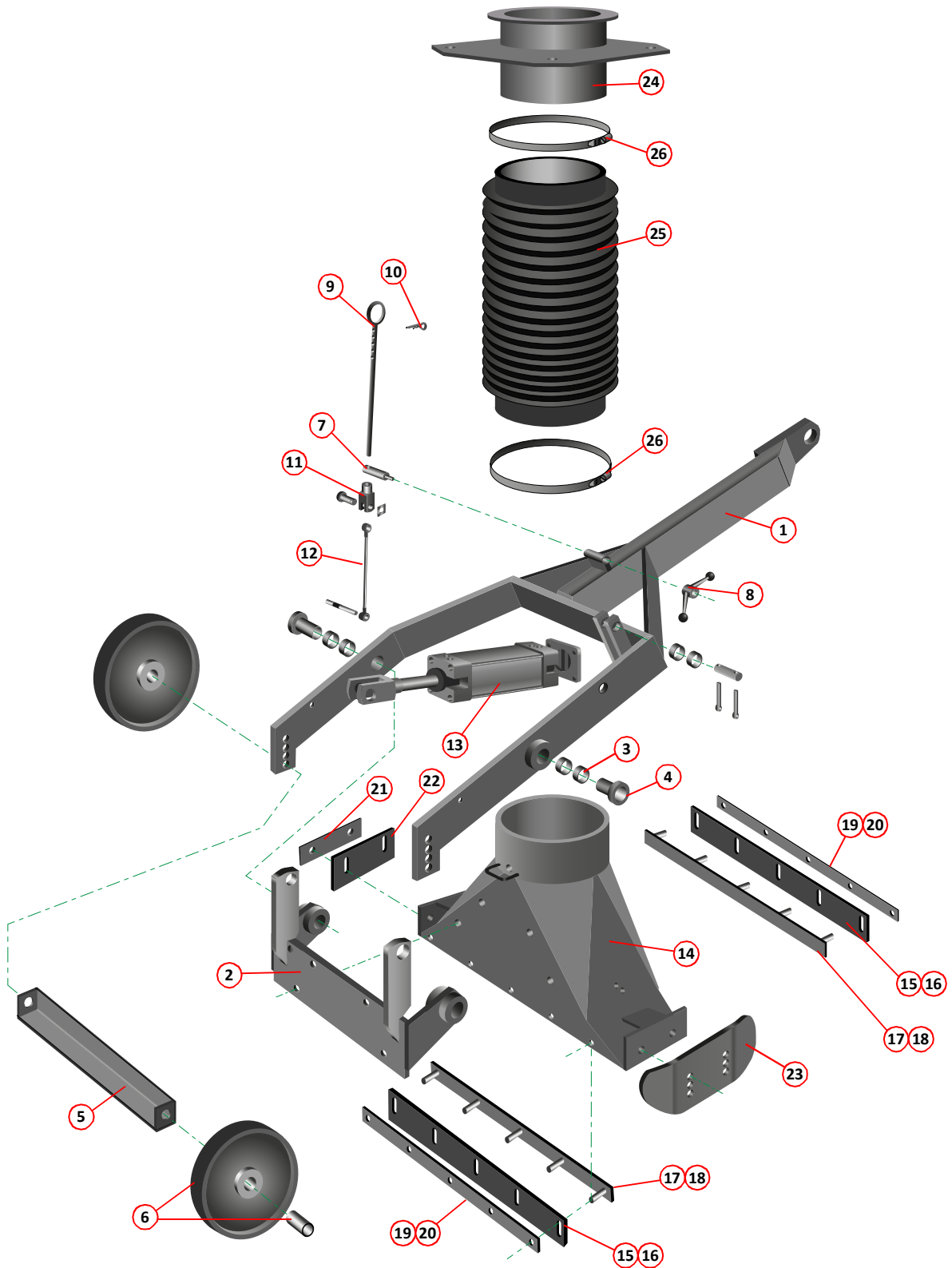
**SWEEP SLEWING ARRANGEMENT**

Item	Part Number	Quantity	Description
<b>Tilting Suction Nozzle Assembly - Pneumatic Tilt</b>			
1	023606	1	Frame, RH
NI	023605	1	Frame, LH
2	023607	1	. . Pivot (pneumatic tilt only)
	000351	2	. . . Bolt, M14 x 70mm
	011127	2	. . . Nut, M14, Nyloc
3	024682	8	. . Bush, hardened
4	021416	2	. . Sleeve
5	031833	1	. Axle
6	031831	2	. . Wheel, ø250mm, complete with spacer
	011135	4	. . . Washer, M16
	011133	2	. . . Bolt, M16 x 100mm
	011060	2	. . . Nut, M16, Nyloc
7	023625	1	. Adjuster, nozzle
NI	000182	1	. . Special lock nut (adjuster nozzle)
8	024051	1	. . Turn wheel, nozzle adjust
9	023610	1	. . Rod, nozzle adjust
10	021944	1	. . Double wound grip, R clip ø3mm wire
11	020291	1	. . . Clevis, M10 x 1.25
12	025681	1	. . . Leash assembly, nozzle adjust
	039766	1	. . . . Stud, leash cable
	011074	1	. . . . Nut, M10
13	032119	1	. Cylinder, pneumatic, and ancillary parts . . . . . Page 224
14	023604*	1	. Nozzle, <b>6.2 &amp; 7.2 models</b>
NI	027136*	1	. Nozzle, <b>8.2 model</b>
	011031	4	. . Setscrew, M10 x 25mm
	011075	4	. . Nut, M10, Nyloc
15	013023**	2	. . Flap, nozzle, front/rear, <b>6.2/7.2 models</b>
16	027146	2	. . Flap, nozzle, front/rear, <b>8.2 model</b>
17	013362	AR	. . . Retainer, bolt, front/rear flap, <b>6.2 &amp; 7.2 models</b>
18	027210	2	. . . Retainer, bolt, front/rear flap, <b>8.2 model</b>
19	013025	1	. . . Clamp, front/rear flap, <b>6.2 &amp; 7.2 models</b>
20	027147	1	. . . Clamp, front/rear flap, <b>8.2 model</b>
	011073	5	. . . . Nut, M8, Nyloc
21	013283**	1	. . Flap, nozzle, side
22	013024	1	. . . Clamp, retaining, side flap
	011012	2	. . . . Setscrew, M8 x 30mm
	011073	2	. . . . Nut, M8, Nyloc
	011010	5	. . . . Setscrew, M8 x 20mm (front flap plate)
23	013277	1	. . Plate, Skid, Nozzle
	011021	2	. . . Screw, socket cap head, M8 x 25mm long
	011073	2	. . . Nut, M8, Nyloc
24		1	Suction spigot . . . . . Page 90
25	013028	1	Suction hose Page 90
26	012933	2	Clamp, worm drive, 235-267mm

**Notes:-**

\* Nozzles can be supplied with a PU coating, contact Scarab Parts Department.

\*\* For a complete set of flaps for the 6.2 or 7.2 nozzle, order Part Number 024550.



**i** Frame tow-point ball ends are welded to the frame but can be procured as replacements if required. Please contact the Scarab Parts Department for details.  
Right hand shown, left hand similar.


**TILTING SUCTION NOZZLE ASSEMBLY - PNEUMATIC TILT**

<i>Item</i>	<i>Part Number</i>	<i>Quantity</i>	<i>Description</i>
<b>Tilting Suction Nozzle Assembly - Hydraulic Variable Tilt*</b>			
1	024539**	1	. Ram, hydraulic, suction nozzle variable tilt, ..... Page 194
2	010017**	2	. Spring, variable tilt (option)
	011724	2	. . Spacer, ø20OD x ø12.5ID x 11mm
	013363	1	. . Spacer, ø20OD x ø10.5ID x 30mm
	011036	2	. . . Bolt, M10 x 60mm
	011074	4	. . . Washer, M10
	011075	2	. . Nut, M10 Nyloc
3	025100**	1	. . Bracket, spring support, RH
NI	025099**	1	. . Bracket, spring support, LH
	011032	2	. . . Setscrew, M10 x 30mm
	011075	2	. . . Nut, M10, Nyloc
4	020328**	1	. . Pivot (hydraulic tilt only)
5		4	. Jet, water spray ..... Page 132
6	010606	4	. Carabiner ..... Page 90
7	010525	AR	. . Chain ..... Page 90

**Notes:-**

\* For all other components of this assembly please refer to Page 82.

\*\* When procuring replacement parts for the ram and return springs on hydraulically operated nozzle tilt setups, please refer to the Scarab Parts Department.




**i** Left hand shown, right hand similar.  
For all other components of this assembly please refer to Page 82.

**TILTING SUCTION NOZZLE ASSEMBLY - HYDRAULIC VARIABLE TILT**

<i>Item</i>	<i>Part Number</i>	<i>Quantity</i>	<i>Description</i>
			<b>Full Width Suction Nozzle Assembly - Option</b>
1	030928*	1	Nozzle full width, RH
NI	030929*	1	Nozzle full width, LH
2	030940	2	. Flap, front/rear
3	030939	2	. Retainer, bolt, front/rear
3	030941	2	. Clamp, front/rear
	011073	18	. . Nut, M8, Nyloc

**Notes:-**

\* These items can also be supplied with a PU coating. Please contact the Scarab Parts Department.





**FULL-WIDTH SUCTION NOZZLE ASSEMBLY**

Item	Part Number	Quantity	Description
<b>Associated Sweeping Equipment</b>			
1	023473	AR	Side brush ø400mm, 3 stud (steel)
NI	023470	AR	Side brush ø315mm, 4 stud (steel)
NI	020921	AR	Side brush ø400mm, 3 stud (weed ripping)
NI	025744	AR	Side brush ø400mm, 4 stud (poly)
2	012216	AR	. Skirt, side brush, front, 2 slot
3		1	. . Clamp, skirt, 2 hole
	011011	2	. . . Setscrew, M8 x 25mm
	011092	4	. Washer, M8
	011073	2	. Nut, M8, Nyloc
4	010247	AR	. Skirt, side brush, front, 3 slot
5		1	. . Clamp, skirt, 3 stud
	011092	6	. . . Washer, M8
	011073	3	. . . Nut, M8, Nyloc
6	013145	AR	. . . Clamp, angle, 3 hole
7	010606	AR	. . . . Carabiner
8	037084	AR	Work light . . . . . Page 241
9	047757	AR	LED work Light . . . . . Page 241
10		1	Skirt, wide sweep . . . . . Page 76
11		1	. Clamp, wide sweep . . . . . Page 76
	011073	5	. . Nut, M8, Nyloc
12	023471	AR	Brush element, ø320mm . . . . . Page 76,78
13	023474	AR	Brush element, ø400mm . . . . . Page 76,78
NI	023472	AR	. Spacer . . . . . Page 76,78

Per skirt

Per skirt



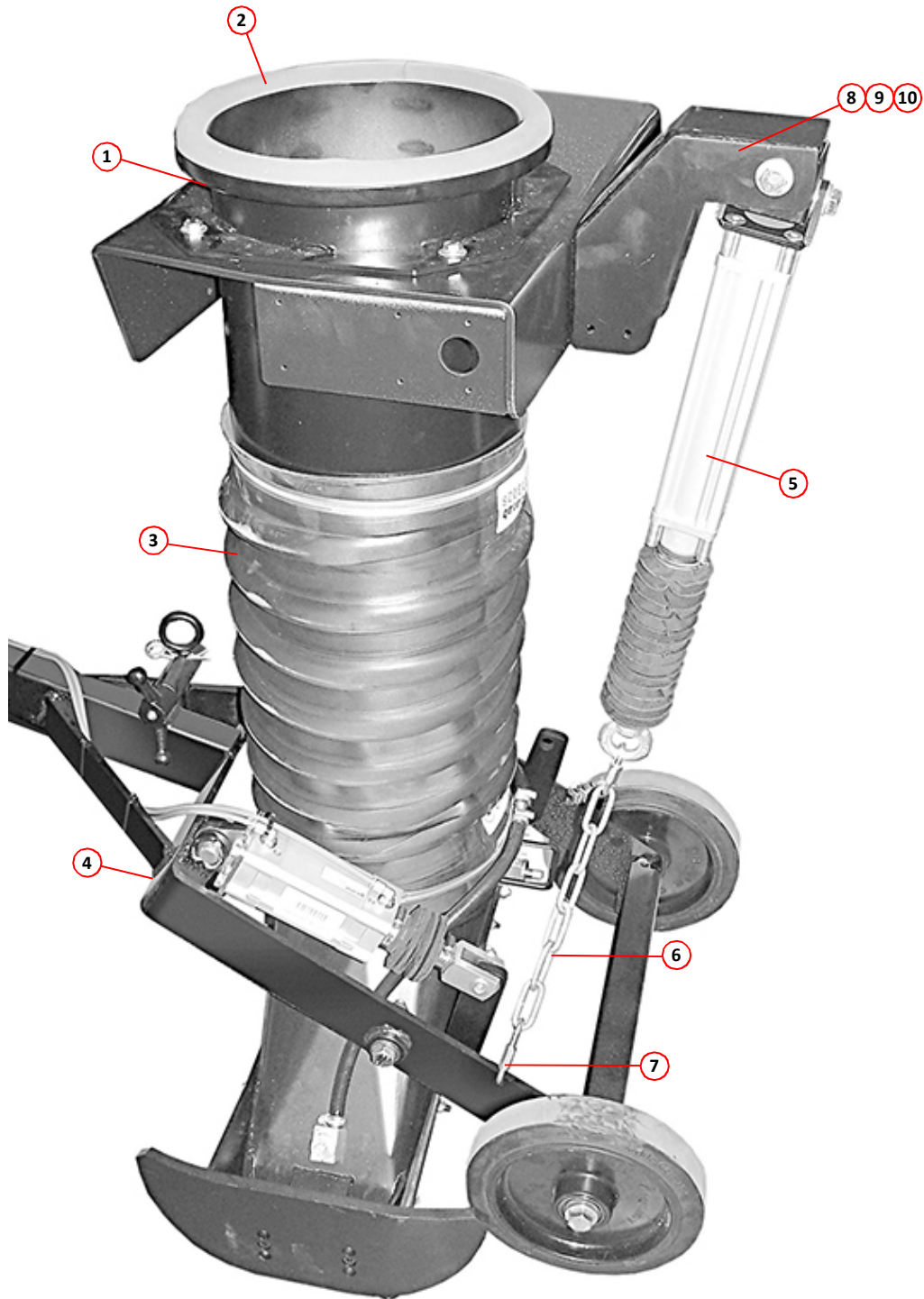


ASSOCIATED SWEEPING EQUIPMENT

Item	Part Number	Quantity	Description
<b>Suction Tube and Nozzle Lifting Arrangement</b>			
1	013111*	1	Suction spigot, 220mm long
1	023896*	1	Suction spigot, 300mm long
1	013976*	1	Suction spigot, 380mm long
1	024514*	1	Suction spigot, 400mm long
1	020801*	1	Suction spigot, 440mm long
1	024512*	1	Suction spigot, 500mm long
1	024735*	1	Suction spigot, 600mm long
2	013601	1	. Seal, spigot
3	013028	1	. Suction hose
	012933	2	. . Clamp, worm drive, 235-267mm
4		AR	. Suction Nozzle Assembly . . . . . Page 82
5		1	. . Cylinder, pneumatic, nozzle lift . . . . . Page 224
6	010525	AR	. . . Chain, large link, welded
7	010606	3	. . . . Carabiner
8	030775	1	. . . Bracket, cylinder mounting
	011096	4	. . . . Washer M12
	011033	4	. . . . Setscrew M10 x 35mm
	011075	4	. . . . Nut M10, Nyloc
9	030776	1	. . . . Cylinder pivot block
	011057	1	. . . . . Bolt, M12 x 100mm
	011077	1	. . . . . Nut, M12, Nyloc
	011096	4	. . . . . Washer M12
10	030777	1	. . . . . Cylinder pivot
	011057	1	. . . . . Bolt, M12 x 100mm
	011077	1	. . . . . Nut, M12, Nyloc

**Notes:-**

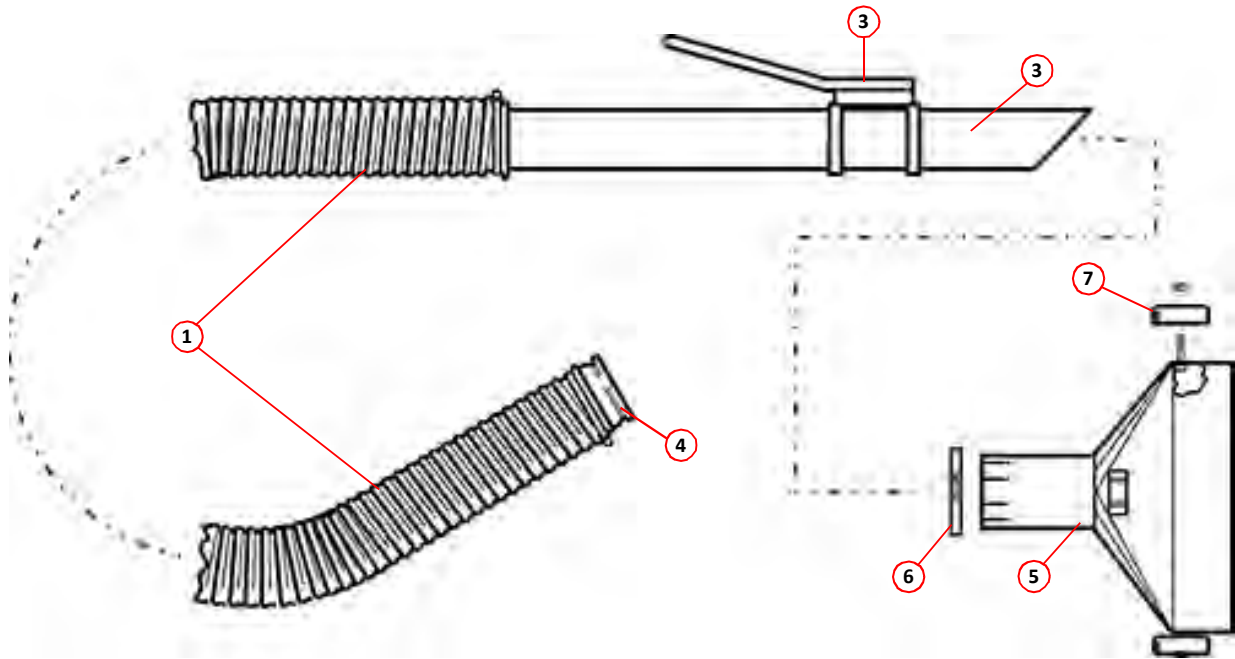
\* These items can also be supplied with a PU coating. Please contact the Scarab Parts Department.  
 The Scarab sweeping equipment is mounted on a wide range of chassis types. The height of the chassis determines which type of suction spigot is fitted. It may be advisable to obtain either the length of the spigot and/or the machine serial number and contact the Scarab Parts Department.



**i** Left hand show, right hand similar.  
Pneumatic cylinders are not longer fitted with bellows.

**SUCTION TUBE AND NOZZLE LIFTING ARRANGEMENT**


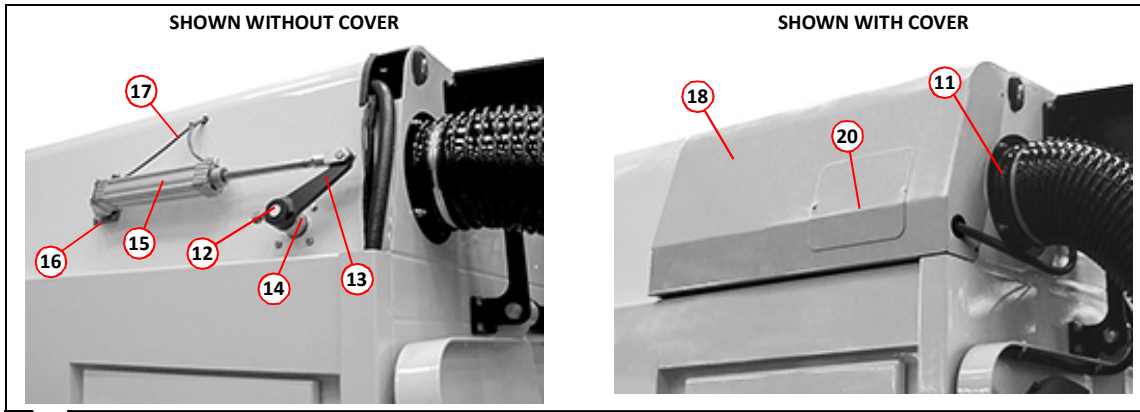
<i>Item</i>	<i>Part Number</i>	<i>Quantity</i>	<i>Description</i>
<b>Wander Hose Arrangement</b>			
1	010119	1	Hose/trunking, flexible, rubberised fabric, ø160mm x 3m
2	010587	1	. Pipe, nozzle
	010519	2	. . Clamp, worm drive, 135-165mm
3	010321	1	. . Handle
4	012488	1	. . Spigot
NI	013537	1	. . . Gasket
5	012873	1	. . Fishtail (option)
6	011808	1	. . . Clip, over-centre fastening
7	010508	2	. . . Wheel
	011035	1	. . . .Setscrew, M10 x 50mm (axle)
	011075	1	. . . . Nut, M10, Nyloc




**i** Showing Fishtail Option.

**WANDER HOSE ARRANGEMENT**


Item	Part Number	Quantity	Description
<b>Wander Boom, Rear Mounted</b>			
1	025218	1	Support boom arm, wander hose ( <b>gas strut</b> )
2	027926	1	Support boom arm, wander hose ( <b>pneumatic</b> )
NI	014399	1	. Spacer 20 x 10.5 x 41mm
		1	. . Bolt, M10 x 55mm, stainless steel
		2	. . Washer, M10, stainless steel
		1	. . Nut, M10, Nyloc
3	025219	1	. Hinge, support, boom, wander hose
NI	013662	2	. . Bush
NI	023490	1	. . Hinge shaft
		2	. . Bolt, M12 x 40mm, stainless steel
4	025220	1	. Support, wander hose, LH
5	025574	1	. Support, wander hose, RH
6	021993	1	. Gas strut, boom support arm ( <b>gas strut</b> )
7	028306	1	. Cylinder, pneumatic, wander boom raise lower ( <b>pneumatic</b> ) . . . . . Page 228
	011034	1	. . Setscrew, M10 x 40mm
	011075	1	. . Nut, M10, Nyloc
8	028305	1	. . Pivot, cylinder
	011010	4	. . . Setscrew, M8 x 20mm
	011093	4	. . . Washer, spring, M8
9	034313	1	. Bracket, stowage hook ( <b>gas strut</b> )
10	027929	1	. Bracket, stowage ( <b>pneumatic</b> )
11	025225	1	. Wander hose sleeve
12	025476	1	. . Flap arm, wander hose
NI	025487	1	. . . Blanking flap, wander hose
13	025254	1	. . . Flap lever
14	025471	1	. . . . Pivot tube - wander hose flap (bolt on)
NI	013488	2	. . . . . Bush
NI	010903	1	. . . . . Grease point, straight $\frac{1}{8}$ " BSP
15	021467	1	. . Cylinder, pneumatic, wander hose blanking . . . . . Page 228
16	025524	1	. . . Pivot plate, cylinder
17	024550	1	. . . Air pipe, nylon, 6mm
NI	012316	1	. . Spray jet
NI	010915	1	. . . Elbow, galvanised, $\frac{3}{8}$ " BSP
NI	010922	2	. . . Hose tail, $\frac{1}{4}$ " BSP x $\frac{3}{8}$ " hose
NI	010950	AR	. . . Hose, plastic reinforced, $\frac{3}{8}$ " bore
NI	010516	2	. . . . Clamp, worm drive, 11-16mm
18	025980	1	. . Cover, LH, <b>6.2 models</b>
NI	025979	1	. . Cover, RH, <b>6.2 models</b>
NI	026104	1	. . Cover, LH, <b>7.2 and 8.2 models</b>
19	026105	1	. . Cover, RH, <b>7.2 and 8.2 models</b>
20	030674	1	. . . Cover, inspection, <b>6.2 models</b>
NI	030675	1	. . . Cover, inspection, <b>7.2 and 8.2 models</b>
21	025214	1	Wander hose
NI	012933	2	. Clamp, worm drive, 235-267mm
22	025235	3	. Strap, wander hose
23	010606	1	. . Carabiner
24	025486	1	. Cover plate
25	047757	1	LED work light . . . . . Page 241
26	028270	1	. Remote control unit, rear boom ( <b>pneumatic</b> )
27	028355	1	. . Holster, for remote control



**GAS STRUT REAR MOUNTED WANDER BOOM**



**PNEUMATIC REAR MOUNTED WANDER BOOM  
SHOWN WITH REAR VIEW CAMERA  
AND OPTIONAL REAR WORK LIGHT**


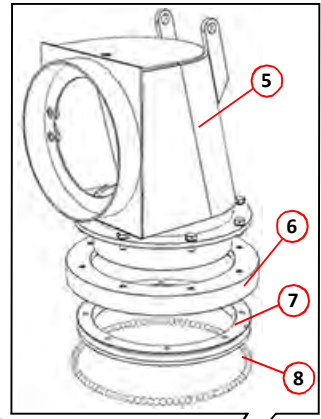
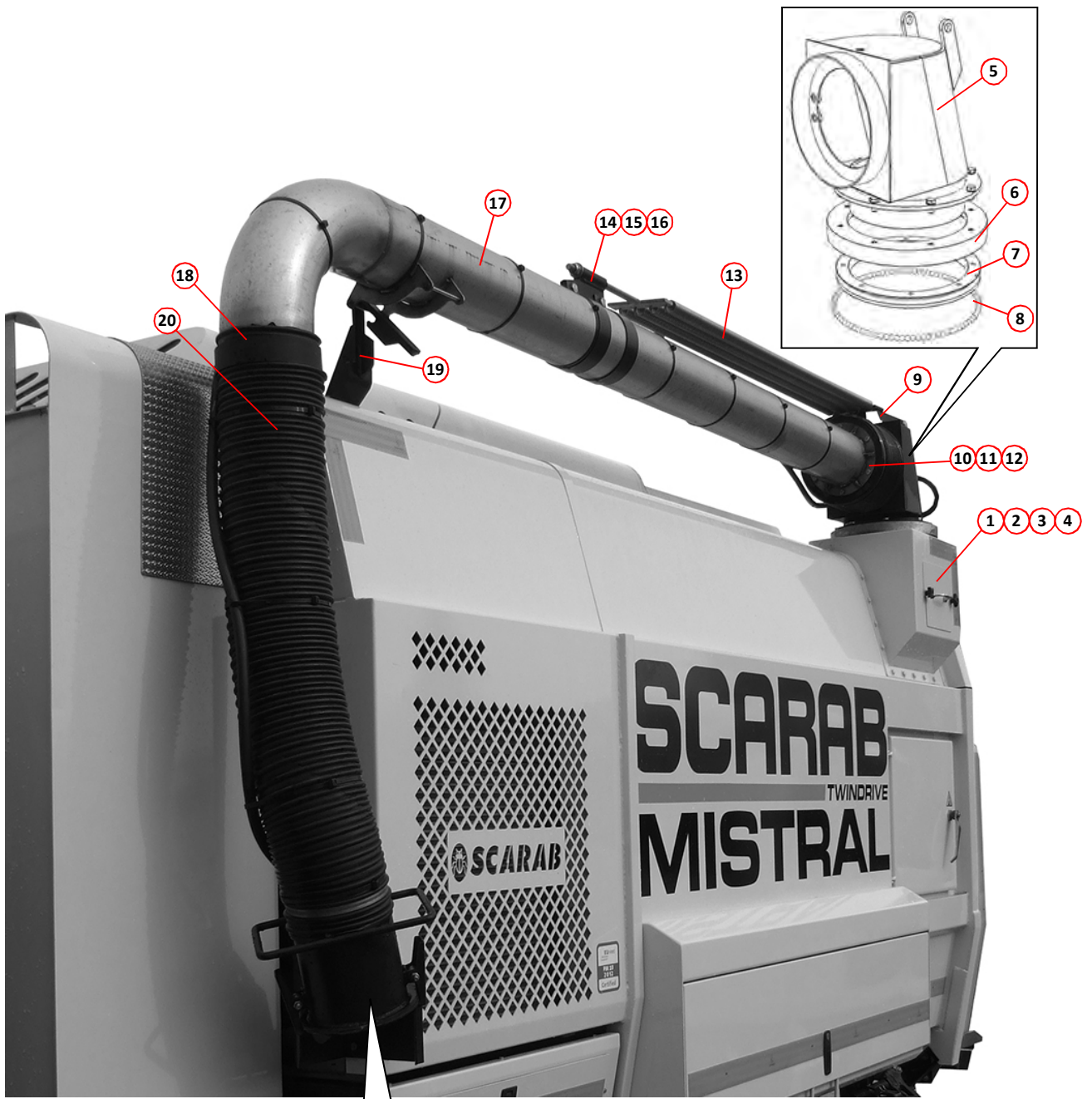


**WANDER BOOM - REAR MOUNTED**

**Sweeping and Suction Equipment**





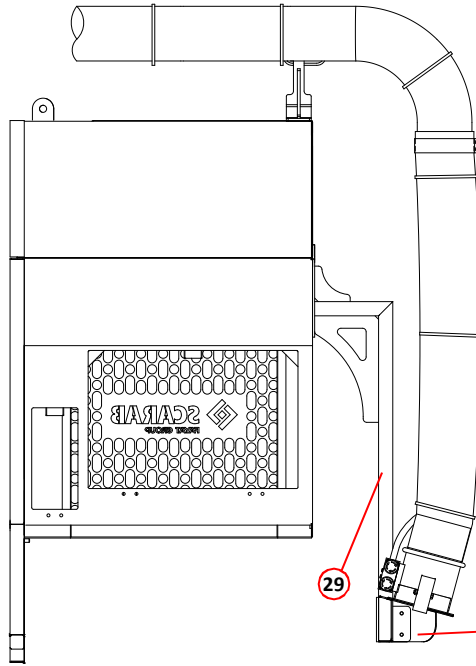

Item	Part Number	Quantity	Description
<b>Overhead Boom Assembly</b>			
1	032160	2	Boom carrier ( <b>LH shown</b> )
1	034068	1	Boom carrier ( <b>RH</b> )
	000257	26	. Setscrew, M8 x 25mm, stainless steel
	000264	31	. Washer M8, stainless steel
	000263	31	. Nut, M8, Nyloc, stainless steel
2	032351	1	. Access cover
3	010502	1	. Handle
4	000248	2	. Locking handle M8
5	013793	1	. Boom elbow
6	013788	1	. . Outer slew ring
7	013789	1	. . Inner slew ring
8	013791	92	. . . Ball, $\phi$ 10mm
NI	013792	1	. . . Grease point, straight, $\frac{1}{4}$ " BSP
	011031	22	. . Setscrew, M10 x 25mm
	011095	17	. . Washer, spring, M10
9	013801	1	. Bracket, spring anchor
	011141	2	. . Setscrew, M16 x 35mm
	011060	2	. . Nut, M16, Nyloc
10	014223	1	. Suction hose
11	036174	1	. Pivot boom
12	013796	2	. Pivot block
	012933	1	. . Clamp, worm drive, 235-267mm
	011036	4	. . Bolt, M10 x 60mm
13	013805	4	. Spring, 800mm long
14	013802	1	. Bracket, tensioner anchor
15	013804	1	. Bracket, tensioner
16	036099	2	. Tensioner clamp
	011053	2	. . Setscrew, M12 x 35mm
	011077	5	. . Nut, M12, Nyloc
17	036102	1	. Suction tube, <b>6.2 models</b>
17	036770	1	. Suction tube, <b>7.2 &amp; 8.2 models</b>
18	036100	1	. Hose, clamp ring
	000257	6	. . Setscrew, M8 x 25mm, stainless steel
	011073	8	. . Nut, M8, Nyloc, stainless steel
19	036354	1	. Bracket, boom hook retaining
	000280	2	. . Setscrew, M10 x 25mm, stainless steel
	000270	2	. . Washer, M10, stainless steel
	011075	2	. . Nut, M10, Nyloc, stainless steel
20	035990	AR	. Wander hose $\phi$ 160mm ID x 3m
	010519	2	. . Clamp, worm drive, 135-165mm
21	033402	1	. Hose coupling
22	033110	1	. Control valve
23	023203	1	. Elbow, $\phi$ 6mm tube $\frac{1}{4}$ " BSP
	000137	2	. . Screw, socket cap head, M5 x 50mm
24	033536	2	. Clamp handle
25	034802	4	. Spring
26	033463	2	. Spacer
	011016	2	. . Setscrew, M8 x 50mm
27	034342	1	. Low pressure water nozzle
	011087	1	. . Setscrew, M6 x 25mm






OVERHEAD BOOM ASSEMBLY

<i>Item</i>	<i>Part Number</i>	<i>Quantity</i>	<i>Description</i>
<b>Overhead Boom Assembly - Continued</b>			
28	033400	1	. Bracket, hose coupling stowage (LH shown)
NI	034067	1	. Bracket, hose coupling stowage, (RH)
29	039894	1	. Mounting, hose coupling stowage bracket, (RH Mistral 'C' Rosmech Hino)
NI	036372	1	. Mounting, hose coupling stowage bracket, (RH Mistral 'C')
30	036373	1	. Bracket, hose coupling stowage, (RH Mistral 'C')
NI	035988	1	. Bracket, hose coupling stowage, (LH Mistral 'C')
	000256	8	. . Setscrew, M8 x 20mm, stainless steel
	000253	8	. . Nut, M8, Nyloc, stainless steel
31	033403	1	. Boom tube coupling
	000250	4	. . Setscrew, M6 x 20mm, stainless steel
	000253	4	. . Nut, M6, stainless steel
32	013507	2	. Lynch pin
33	020711	2	. Leash cable
34	023599	2	. Pull ring
35	022747	2	. Hook
36	034551	1	. Lower section tube
37	034552	1	. . Extension tube
38	034065	1	. . . Extension tube coupling top
	0002501	4	. . . . Setscrew, M6 x 20mm, stainless steel
	000253	4	. . . . Nut, M6, Nyloc, stainless steel
39	033536	2	. Clamp handle
40	034802	4	. Spring
41	033463	2	. Spacer
	011016	2	. . Setscrew, M8 x 50mm
42	026239	2	. Bracket, lower suction tube retaining
43	014997	2	. . Plastic handle grip
44	028117	1	. Switch, air pressure . . . . . Page 241



**OVERHEAD BOOM ASSEMBLY**

<i>Item</i>	<i>Part Number</i>	<i>Quantity</i>	<i>Description</i>
			<b>Suction Tube Control Yoke - Option</b>
1	035293	1	Rear boom handle
2	034822	1	. Boom mounting cup
3	034823	1	. . Boom mounting lock
4	034821	1	. Boom mounting hook
5	035947	2	. Switch
6	035294	2	. . Switch plate cover
7	035474	2	. . . Cable gland
8	038898	1	. . . Wiring loom



**SUCTION TUBE CONTROL YOKE OPTION**



# Washing and Dust Suppression

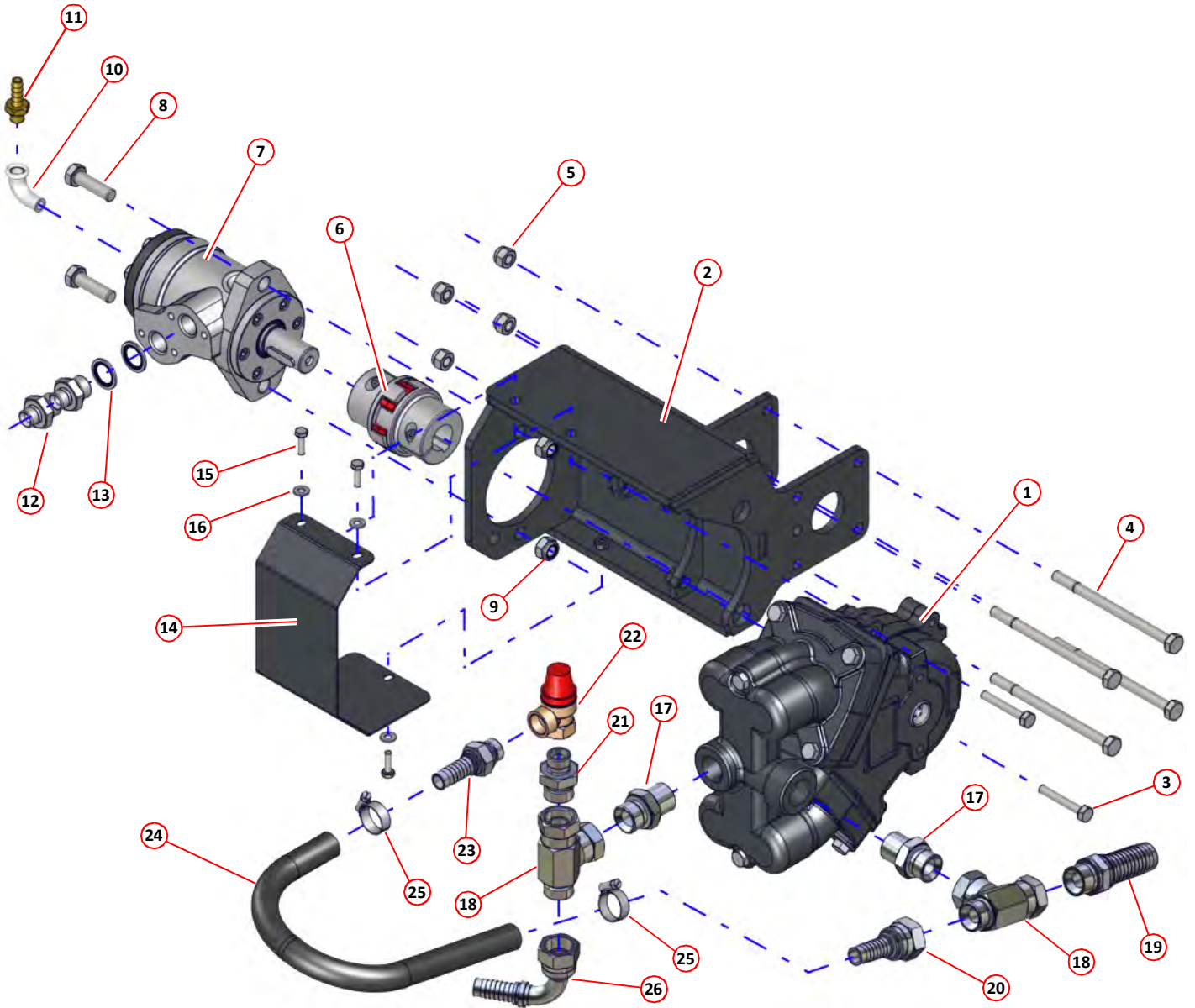

<i>Assembly/Description</i>	<i>Page</i>
Low Pressure Water Pump - Twin Diaphragm - Arrangement (From 2016) .....	104
Low Pressure Water Pump - Twin Diaphragm - Components (From 2016).....	106
Low Pressure Water Filter (From 2016) .....	108
Low Pressure Water Pump - Roller - Arrangement .....	110
Low Pressure Water Pump - Roller - Components.....	112
Low Pressure Water Pump - Twin Diaphragm - Arrangement .....	114
Low Pressure Water Pump - Twin Diaphragm - Components.....	116
Water Valve Assembly .....	118
Water Tank Assembly 1250 Litre.....	120
Water Tank Assembly 1430 Litre.....	122
Water Tank Assembly 1800 Litre.....	124
Water Tank Assembly 2500 Litre.....	126
Water Filter Assembly - High Pressure .....	128
Low Pressure Front Spray Bar .....	130
Low Pressure Spray Nozzle - Side Brush .....	130
Suction Box Dust Suppression .....	132
Suction Tube Dust Suppression .....	132
Combined High and Low Pressure Spray Bar .....	134
High & Low Pressure Nozzle Boost Spray Bars .....	136
Hose Reel and Lance.....	138
Hand Lance Detergent Kit .....	140
Teal Hand Wash Basin .....	140
Locker Mounted Hydrant Kit .....	142
Front Spray Bar Detergent Tank Kit.....	144
High Pressure Water Pump - 30 Litre/Min - Arrangement .....	146
High Pressure Water Pump - 30 Litre/Min - Components.....	148
High Pressure Water Pump - 42 Litre/Min - Arrangement .....	150
High Pressure Water Pump - 42 Litre/Min - Components.....	152
High Pressure Water Pump - 42 Litre/Min - Seal Kits .....	153
High Pressure Water Pump - 75 Litre/Min - Arrangement .....	154
High Pressure Water Pump - 75 Litre/Min - Components.....	156
High Pressure Water Pump - Pratissoli - Arrangement .....	158

Item	Part Number	Quantity	Description
<b>Low Pressure Water Pump - Twin Diaphragm - Arrangement (From 2016)</b>			
1	010208*	1	Pump, twin diaphragm, assembly .....Page
2	045029	1	Mounting bracket, pump
3	011016	2	Set screw, M8 x 50
4	000041	4	Bolt, M10 x 140
5	011075	4	Nyloc Nut, M10
6	043779	1	Coupling
7	043778	1	Motor, hydraulic 40cc
8	011069	2	Bolt, M12 x 40
9	011077	2	Nyloc nut, M12
10	010910	1	Elbow, M/F, $\frac{1}{4}$ " BSP
11	010922	1	Adapter, $\frac{1}{4}$ " x BSP $\frac{3}{8}$ " hose tail
12	011167	2	Adapter, $\frac{1}{2}$ " x $\frac{3}{8}$ " BSP
13	011154	2	Dowty seal, $\frac{1}{2}$ " BSP
14	044186	1	Cover, coupling
15	011067	3	Set screw, M6 x 20
16	011090	3	Plain washer, M6
17	002245	2	Adapter, $\frac{3}{4}$ " BSPP x $\frac{3}{4}$ " BSP
18	002233	2	Tee, M/F/F, $\frac{3}{4}$ " BSP, nut on branch
19	002252	1	Adapter, $\frac{3}{4}$ " BSP x 1" hose tail
20	001144	1	Adapter, female $\frac{3}{4}$ " BSP x $\frac{5}{8}$ " hose tail
21	011166	1	Adapter, $\frac{3}{4}$ " x $\frac{1}{2}$ " BSP
22	030741	1	Pressure relief valve
23	002159	1	Adapter, $\frac{1}{2}$ " BSPP x $\frac{5}{8}$ " hose tail
24	011000	As Req	Hose, $\frac{5}{8}$ " bore
25	010517	4	Clamp, worm drive, 18-25mm
26	001145	1	Adapter, female x $\frac{5}{8}$ " hose tail
27	010959	As Req	Hose, 1" bore
28	010518	2	Clamp, worm drive, 1X [30-40mm]
29	001220	1	Hose, $\frac{3}{8}$ " BSP x 410mm, straight/90° ends
30	001294	1	Hose, $\frac{3}{8}$ " BSP x 500mm, straight/90° ends
31		1	Water filter, low pressure, assembly ..... Page 108
32		1	Water valves, low pressure, assembly ..... Page 118

**Notes:-**

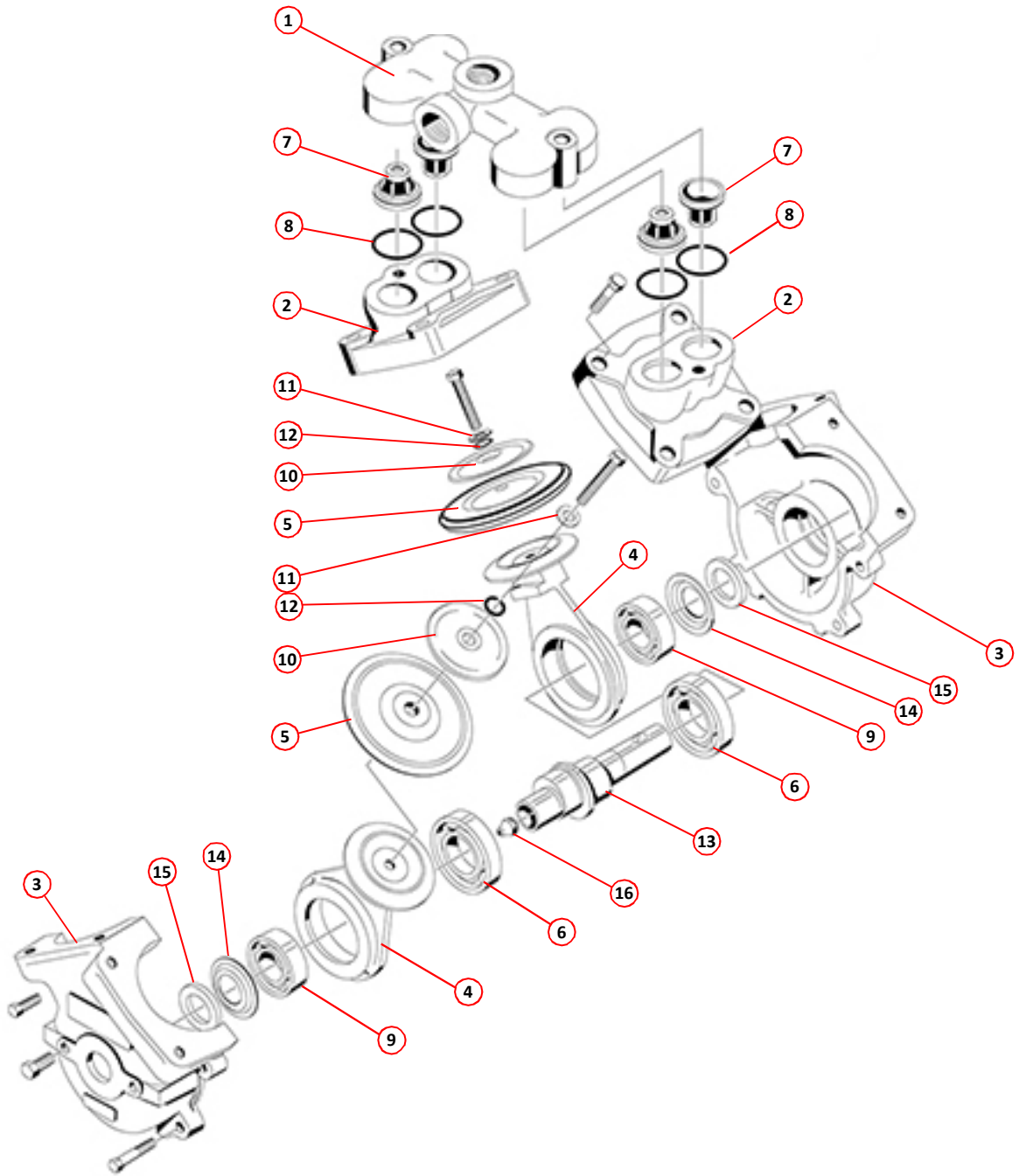
\* A service exchange unit is available, please contact Scarab Parts Department.





**LOW PRESSURE WATER PUMP - TWIN DIAPHRAGM (From 2016)**

<i>Item</i>	<i>Part Number</i>	<i>Quantity</i>	<i>Description</i>
<b>Low Pressure Water Pump - Twin Diaphragm - Components (From 2016)</b>			
1	020460	1	Pump bridge, valve chamber
2	020463	1	Pump head, diaphragm cover
3	020461	1	Pump crankcase
4	014682	2	Connecting rod
5	013629	2	Diaphragm
6	TBC	2	Bearing, ball
7	013627	4	Poppet valve
8	013628	1	Sealing ring
9	TBC	1	Bearing, ball
10	014882	2	Diaphragm upper
11	031560	2	Seal
12	031561	2	Washer
13	TBC	1	Pump eccentric
14	014881	1	Retainer
15	014879	1	Felt washer
16	010903	1	Grease point, $\frac{1}{8}$ " straight

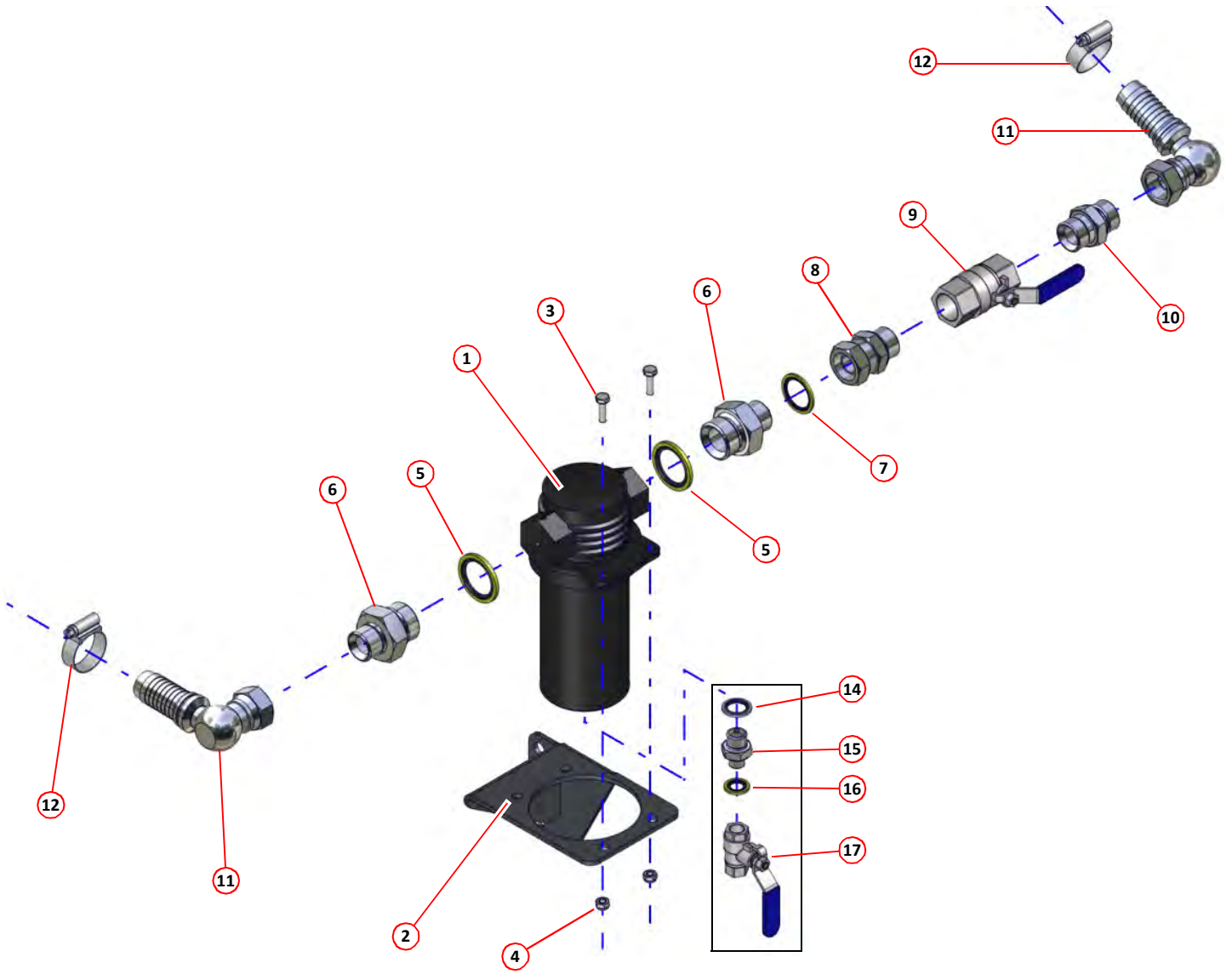


**LOW PRESSURE WATER PUMP - TWIN DIAPHRAGM - COMPONENTS (From 2016)**

Item	Part Number	Quantity	Description
<b>Low Pressure Water Filter (From 2016)</b>			
1	023862	1	Water strainer
2	043863	1	Bracket, water strainer
3	011067	2	Set screw M6 x 20
4	011071	2	Nyloc nut, M6
5	011156	2	Dowty seal, 1" BSP
6	011193	2	Adapter, 1" x $\frac{3}{4}$ " BSP
7	011155	1	Dowty seal, $\frac{3}{4}$ " BSP
8	012228	1	Adapter, swivel, M/F, $\frac{3}{4}$ " x $\frac{3}{4}$ " BSP
9	013757	1	Valve, ball, $\frac{3}{4}$ " BSP
10	011161	1	Adapter, $\frac{3}{4}$ " BSP
11	002203	2	Adapter, $\frac{3}{4}$ " BSPP x 1" hose tail
12	010518	2	Clamp, worm drive, 1X [30-40mm]
NI	010959	As Req	Hose, 1" bore
13	011153*	1	Dowty seal, $\frac{3}{8}$ " BSP
14	011199*	1	Adapter, $\frac{3}{8}$ " x $\frac{1}{4}$ " BSP
15	011152*	1	Dowty seal, $\frac{1}{4}$ " BSP
16	011743*	1	Valve, ball, $\frac{1}{4}$ " BSP


**Notes:-**

\* Only only water purge systems



**LOW PRESSURE WATER FILTER (From 2016)**

Item	Part Number	Quantity	Description
<b>Low Pressure Water Pump - Roller - Arrangement</b>			
1	037812	1	Water pump, low pressure (roller type)
	011013	4	. Setscrew, M8 x 35mm
	011073	4	. Nut, M8, Nyloc
2	037813	1	. Bracket, pump support
	011407	4	. . Bolt, M10 x 120mm
	011075	4	. . Nut, M10, Nyloc
3	000154	2	. Adaptor, galvanised, M/F, 1" x $\frac{3}{4}$ " BSP
4	023862	1	. Filter (complete)
5	023863	1	. . Filter, element
6	013757	1	Valve, ball, $\frac{3}{4}$ " BSP
7	011161	1	. Adaptor, M/M, $\frac{3}{4}$ " BSP
	011155	1	. Seal, Dowty, $\frac{3}{4}$ " BSP
8	011210	1	. Elbow, hose tail, $\frac{3}{4}$ " BSP x 1" hose
9	010916	2	. Adaptor, galvanised, M/M, $\frac{3}{4}$ " BSP
10	010917	1	. Elbow, galvanised, M/F, $\frac{3}{4}$ " BSP
11	010933	1	. Connector, M/M, $\frac{3}{4}$ " BSP
12	010919	2	. Tee, galvanised, F/F/F, $\frac{3}{4}$ " BSP
13	010946	2	. Adaptor, galvanised, M/F, $\frac{3}{4}$ " x $\frac{3}{8}$ " BSP
14	010930	2	. Hose tail, $\frac{3}{8}$ " BSP x $\frac{5}{8}$ " hose
15	010101	1	. Valve, flow control, $\frac{3}{4}$ " BSP
16	011164	1	. Adaptor, M/M, $\frac{3}{4}$ " x $\frac{1}{4}$ " BSP
17	011743	1	. Valve, ball, $\frac{1}{4}$ " BSP
18	AR		Water Valves .....



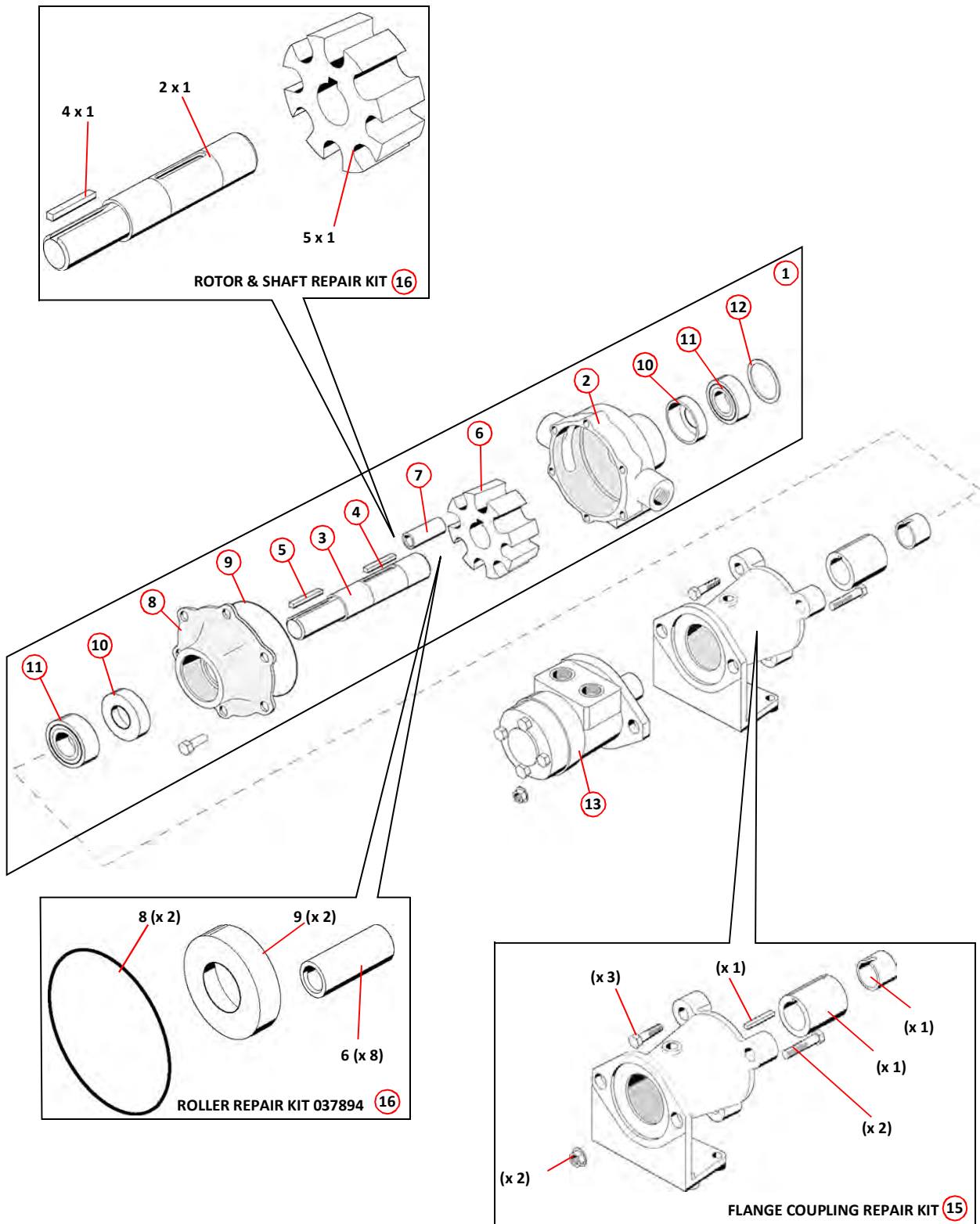
**LOW PRESSURE WATER PUMP - ROLLER - ARRANGEMENT**

<i>Item</i>	<i>Part Number</i>	<i>Quantity</i>	<i>Description</i>
<b>Low Pressure Water Pump - Roller - Components</b>			
1	037893	1	Pump, body, complete
2	*	1	Pump, body (complete less motor)
3	*	1	. Shaft, drive
4	*	1	. Key, drive
5	*	1	. Key, drive
6	*	1	. Rota
7	*	8	. . Roller
8	*	1	. End plate
9	*	1	. . O-ring
	*	3	. . Setscrew
	*	3	. . Setscrew
	*	6	. . Nut
10	*	2	. . Seal (Viton)
11	*	2	. . Bearing
12	*	1	. . . Cover, bearing
	*	1	. Flange, mounting
	*	1	. Coupling, drive
	*	1	. . Spacer
13	040906	1	. Motor, hydraulic
	*	2	. . Setscrew
	*	2	. . Nut
14	*	1	Repair kit, rotor and shaft
15	040905	1	Repair kit, flange coupling
16	037894	1	Repair kit, roller

**Notes:-**


\* These part numbers are to be advised, please contact Scarab Parts Department.





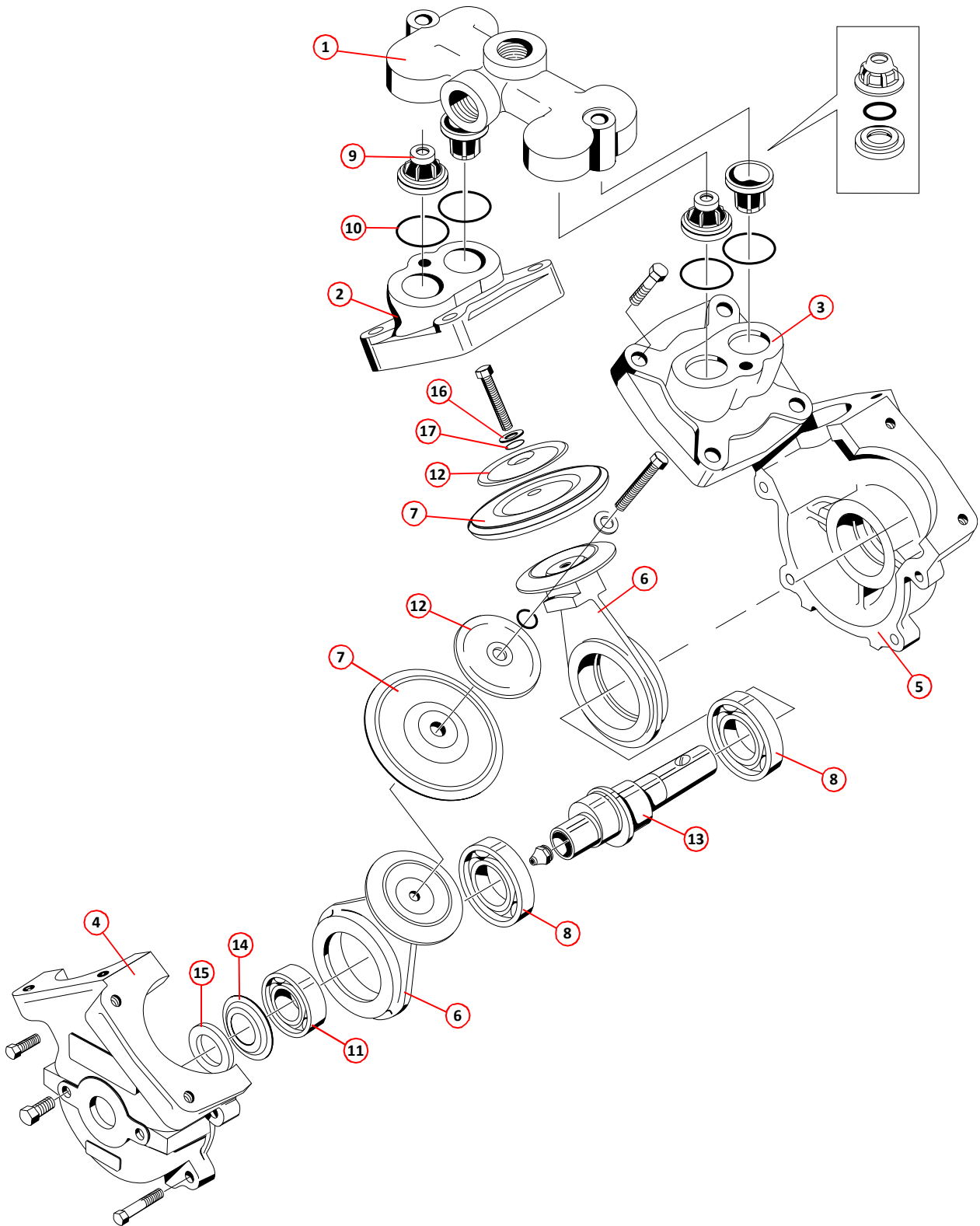
**LOW PRESSURE WATER PUMP - ROLLER - COMPONENTS**

Item	Part Number	Quantity	Description
<b>Low Pressure Water Pump - Twin Diaphragm - Arrangement</b>			
1	024385	1	Pump, twin water, assembly
1a	024385SE	1	Pump, twin water, assembly (service exchange unit)
NI	010903	1	. Grease nipple
NI	024241	1	. Locating Ring
2	024245	2	. Clamp, pump
3	024243	1	. Plate, pump mounting
NI	014873	4	. Spacer 37 x 20 x 11mm
	011018	4	. . Bolt, M8 x 90mm
	011073	4	. . Nut, M8, Nyloc
NI	024908	4	. . Stud
	011073	4	. . . Nut, M8, Nyloc
4	013527	1	. Motor, hydraulic . . . . . Page 190
5	024837	1	. Valve, pressure relief, $\frac{3}{4}$ " BSP
6	010946	2	. . Adaptor, galvanised, M/F, $\frac{3}{4}$ " x $\frac{3}{8}$ " BSP
7	010930	2	. . Hose tail, $\frac{3}{8}$ " BSP x $\frac{5}{8}$ " hose
8	010919	1	. . Tee, galvanised, F/F/F, $\frac{3}{4}$ " BSP
9	010913	1	. . Elbow, galvanised, M/F, $\frac{3}{8}$ " BSP
10	NA	1	. Water valve assembly . . . . . Page 118
11	010517	4	. . Clamp, worm drive, 18-25mm
12	011000	AR	. . Tube, rubber, $\frac{5}{8}$ " bore
13	013757	1	. Valve, ball, $\frac{3}{4}$ " BSP
14	010916	2	. . Adaptor, galvanised, M/M, $\frac{3}{4}$ " BSP
15	010917	3	. . Elbow, galvanised, M/F, $\frac{3}{4}$ " BSP
16	010931	1	. . Hose Tail, $\frac{3}{4}$ " BSP x 1" hose
17	010518	2	. . Clamp, worm drive, 30-40mm
18	010959	AR	. . . Tube, rubber, 1" bore
19	010934	1	. . Socket, galvanised, F/F, $\frac{3}{4}$ " BSP
20	010944	1	. Adaptor, galvanised, M/M, $\frac{1}{4}$ " BSP
21	010910	1	. Elbow, galvanised, M/F, $\frac{1}{4}$ " BSP
22	011743	1	. . Valve, ball, $\frac{1}{4}$ " BSP
23	000154	2	. . Adaptor, galvanised, M/F, 1" x $\frac{3}{4}$ " BSP
24	023862	1	. Filter (complete)
25	023863	1	. . Filter, element
NI	023897	1	. . O-ring



**LOW PRESSURE WATER PUMP - TWIN DIAPHRAGM - ARRANGEMENT**

<i>Item</i>	<i>Part Number</i>	<i>Quantity</i>	<i>Description</i>
<b>Low Pressure Water Pump - Twin Diaphragm - Components</b>			
1	020460	1	Pump bridge
2	020464	1	. Pump head ( <b>modified</b> )
3	020463	1	. Pump head
4	020461	1	. Pump crankcase
5	020462	1	. Pump crankcase ( <b>modified</b> )
6	014682	2	. . Conrod
7	013629	2	. . Diaphragm
8	013522	2	. . Bearing, ball, 6007
9	013627	4	. . Poppet valve
10	013628	1	. . . Sealing ring
11	022726	1	. . Bearing, ball, 6205
12	014882	2	. . Pump backing plate
13	014869	1	. . Pump eccentric
14	014881	1	. . Retainer
15	014879	1	. . . Felt washer
16	031560	2	. . Seal
17	031561	2	. . Washer





**LOW PRESSURE WATER PUMP - TWIN DIAPHRAGM - COMPONENTS**

Item	Part Number	Quantity	Description
<b>Water Valve Assembly *</b>			
1	037033	1	Water valve, 2 way assembly, complete
1	037034	1	Water valve, 3 way assembly, complete
1	037035	1	Water valve, 4 way assembly, complete
1	037036	1	Water valve, 5 way assembly, complete ( <b>shown</b> )
1	037037	1	Water valve, 6 way assembly, complete
1	037038	1	Water valve, 7 way assembly, complete
2	034616	2	. Mounting bracket
3	010930	AR	. Hose tail, $\frac{3}{8}$ " BSP X $\frac{5}{8}$ " hose
NI	010517	1	. . Clamp, worm drive, 18-25mm
4	010922	AR	. Hose tail, $\frac{1}{4}$ " BSP x $\frac{3}{8}$ " hose
NI	010516	AR	. . Clamp, worm drive, 11-18mm
NI	010950	AR	. . Hose, plastic reinforced, $\frac{3}{8}$ " bore
5	037969	AR	. . Solenoid, complete body assembly, BSV122NC24D
6	037059	AR	. . Coil, 24 Volt, 8 Watt, BVC24D
7	034624	AR	. . Repair kit, BSVRK
8	037995	1	. Water splash cover
	011012	2	. . Setscrew, M8 x 30mm
	011092	2	. . Washer, M8
	011072	2	. . Nut, M8
9	000248	2	. . Grip nut, M8

**Notes:-**

- \* The number of valves and related fittings, is dependent on chassis/options fitted, and therefore, which version of Item 1 has been installed.

View on opposite face



**WATER VALVE ASSEMBLY**

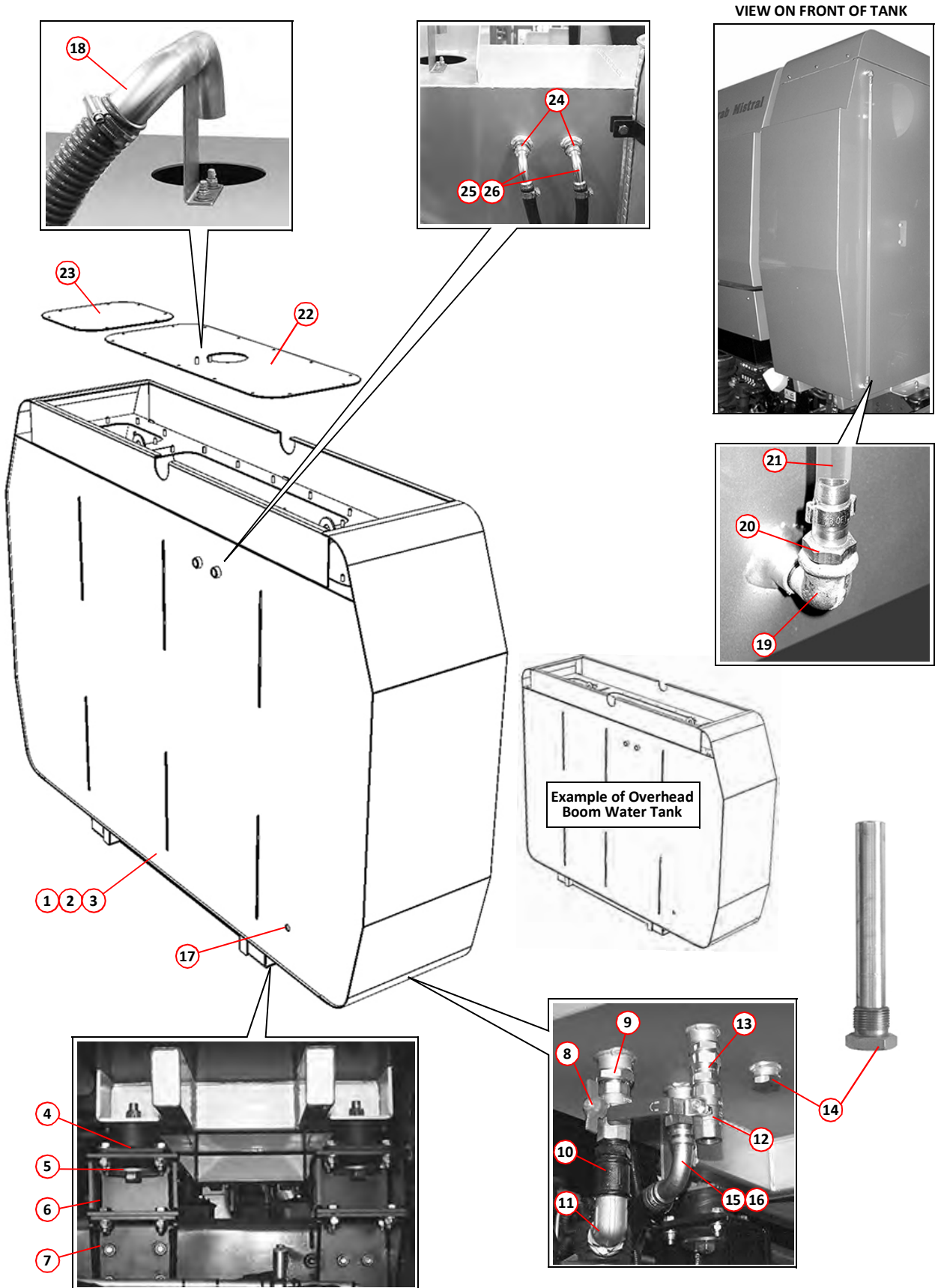
Item	Part Number	Quantity	Description
<b>Water Tank Assembly 1250 Litre</b>			
1	035595	1	Water tank, 1250 litre capacity
2	033585	1	Water tank, 1155 litre capacity, (for LH overhead boom)
3	035868	1	Water tank, 1155 litre capacity, (for RH overhead boom)
4	033838	4	. Anti-vibration mount
5	*		. . Washer, snubber
	011133	1	. . Bolt, M16 x 100mm
	011060	1	. . Nut, M16, Nyloc
6	033586	1	. Base, water tank (only used where required by chassis type)
7	**	AR	. Bracket, water tank mounting
8	013757	1	. Ball valve, $\frac{3}{4}$ " BSP
9	000154	1	. . Adaptor, M/M, $1\frac{1}{2}$ " BSP x $\frac{3}{4}$ " BSP
10	010916	1	. . Adaptor, M/F, $\frac{3}{4}$ " BSP, galvanised
11	002044	1	. . Elbow, swivel, M/F, $\frac{3}{4}$ " BSP
12	013757	1	. Ball valve, $\frac{3}{4}$ " BSP
13	011161	1	. . Adaptor, M/M, straight, $\frac{3}{4}$ " BSP
14	012883	1	. Sacrificial anode, $\frac{3}{4}$ " BSP
NI	011244	AR	. Plug, blanking, $\frac{3}{4}$ " BSP
15	002079	1	. Hose tail, 90° swept, $\frac{3}{4}$ " BSP(N) x 1" hose
16	011161	1	. . Adaptor, M/M, straight, $\frac{3}{4}$ " BSP
17	036871	1	. Float Switch . . . . . Page 241
18	030869	1	. Inlet pipe, hydrant filler option
	011073	2	. . Nut, M8, Nyloc
19	010913	2	Elbow, galvanised, M/F, $\frac{3}{8}$ " BSP
20	010930	1	. Hose tail, $\frac{3}{8}$ " BSP x $\frac{5}{8}$ " hose
21	034465	1.5m	. . Tube, clear, PVC $\frac{5}{8}$ " I/D
NI	025335	1	. . . Ball (float), plastic, $\phi\frac{1}{2}$ "
22	035903	1	. Access lid, centre
	011075	14	. . Nut, M10, Nyloc
23	035901	2	. Access lid, side
	011075	8	. . Nut, M10 Nyloc
24	002186	2	. Adaptor, straight, M/M, $\frac{3}{4}$ " BSP x $\frac{1}{2}$ " BSP
25	011225	1	. . Elbow, galvanised, F/F, $\frac{1}{2}$ " BSP
26	002159	1	. . Hose tail, $\frac{1}{2}$ " BSP x $\frac{3}{8}$ " hose

**Notes:-**

\* Item 3 is supplied with item 2.

\*\* Due to variations dictated by chassis type, please ensure that you quote your machine serial number when ordering replacement mounting brackets.






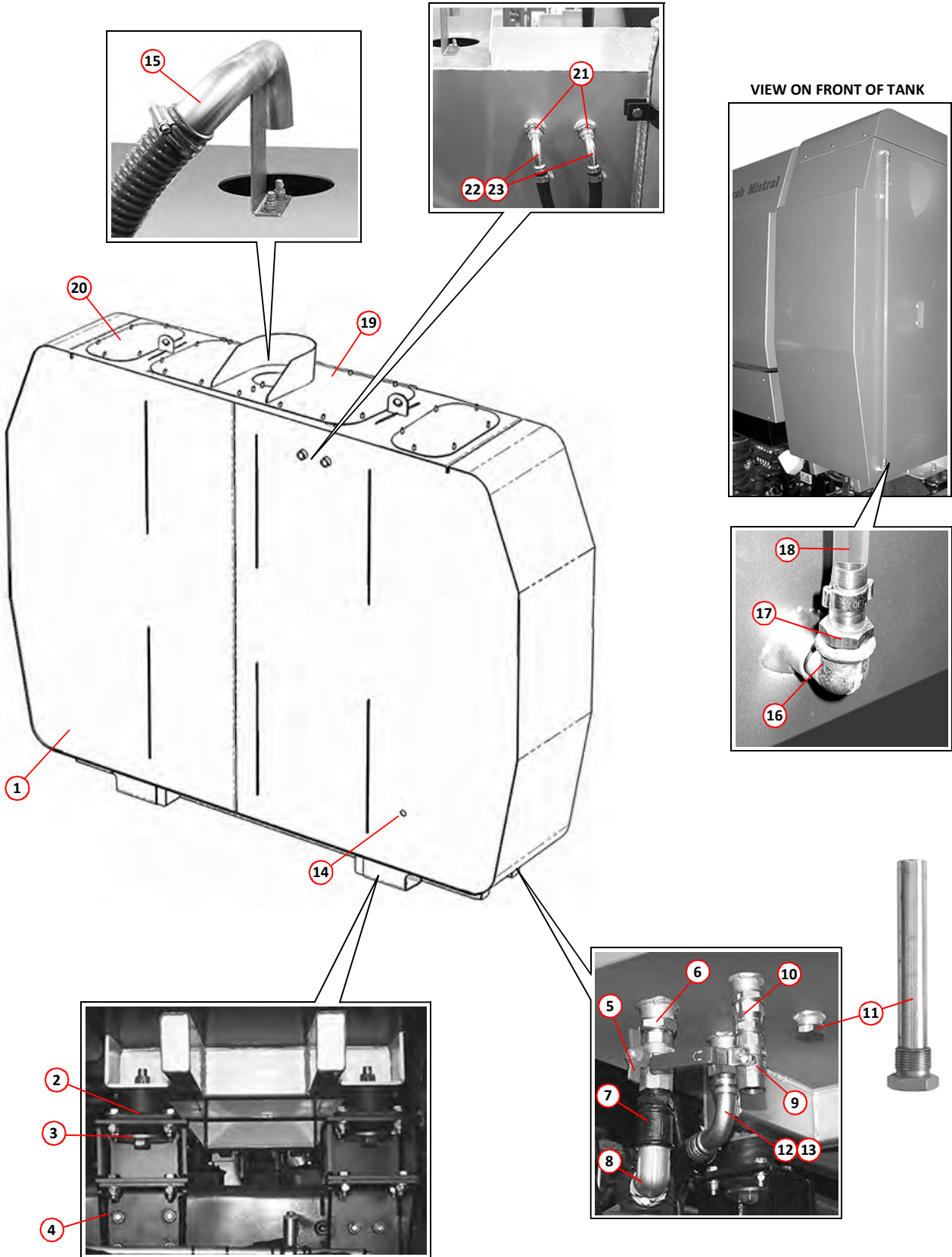
**WATER TANK ASSEMBLY 1250 LITRES**

Item	Part Number	Quantity	Description
<b>Water Tank Assembly 1430 Litre</b>			
1	035591	1	Water tank, 1430 litre capacity
2	033838	4	. Anti-vibration mount
3	*	1	. . Washer, snubber
	011133	1	. . Bolt, M16 x 100mm
	011060	1	. . Nut, M16, Nyloc
4	**	AR	. Bracket, water tank mounting
5	013757	1	. Ball valve, $\frac{3}{4}$ " BSP
6	000154	1	. . Adaptor, M/M, $1\frac{1}{4}$ " BSP x $\frac{3}{4}$ " BSP
7	010916	1	. . Adaptor, M/F, $\frac{3}{4}$ " BSP, galvanised
8	002044	1	. . Elbow, swivel, M/F, $\frac{3}{4}$ " BSP
9	013757	1	. Ball valve, $\frac{3}{4}$ " BSP
10	011161	1	. . Adaptor, M/M, straight, $\frac{3}{4}$ " BSP
11	012883	1	. Sacrificial anode, $\frac{3}{4}$ " BSP
NI	011244	AR	. Plug, blanking, $\frac{3}{4}$ " BSP
12	002079	1	. Hose tail, 90° swept, $\frac{3}{4}$ " BSP(N) x 1" hose
13	011161	1	. . Adaptor, M/M, straight, $\frac{3}{4}$ " BSP
14	036871	1	. Float switch . . . . . Page 241
15	030869	1	. Inlet pipe, hydrant filler option
	011073	2	. . Nut, M8, Nyloc
16	010913	2	Elbow, galvanised, M/F, $\frac{3}{8}$ " BSP
17	010930	1	. Hose tail, $\frac{3}{8}$ " BSP x $\frac{5}{8}$ " hose
18	034465	1.5m	. . Tube, clear, PVC $\frac{5}{8}$ " I/D
NI	025335	1	. . . Ball (float), plastic, $\phi\frac{1}{2}$ "
19	035869	1	. Access lid, centre
	011075	14	. . Nut, M10, Nyloc
20	035878	2	. Access lid, side
	011075	8	. . Nut, hex, M10 Nyloc
21	002186	2	. Adaptor, straight, M/M, $\frac{3}{4}$ " BSP x $\frac{1}{2}$ " BSP
22	011225	1	. . Elbow, galvanised, F/F, $\frac{1}{2}$ " BSP
23	002159	1	. . Hose tail, $\frac{1}{2}$ " BSP x $\frac{5}{8}$ " hose

**Notes:-**

\* Item 3 is supplied with item 2.

\*\* Due to variations dictated by chassis type, please ensure that you quote your machine serial number when ordering replacement mounting brackets.



Tank Base not required in this Installation

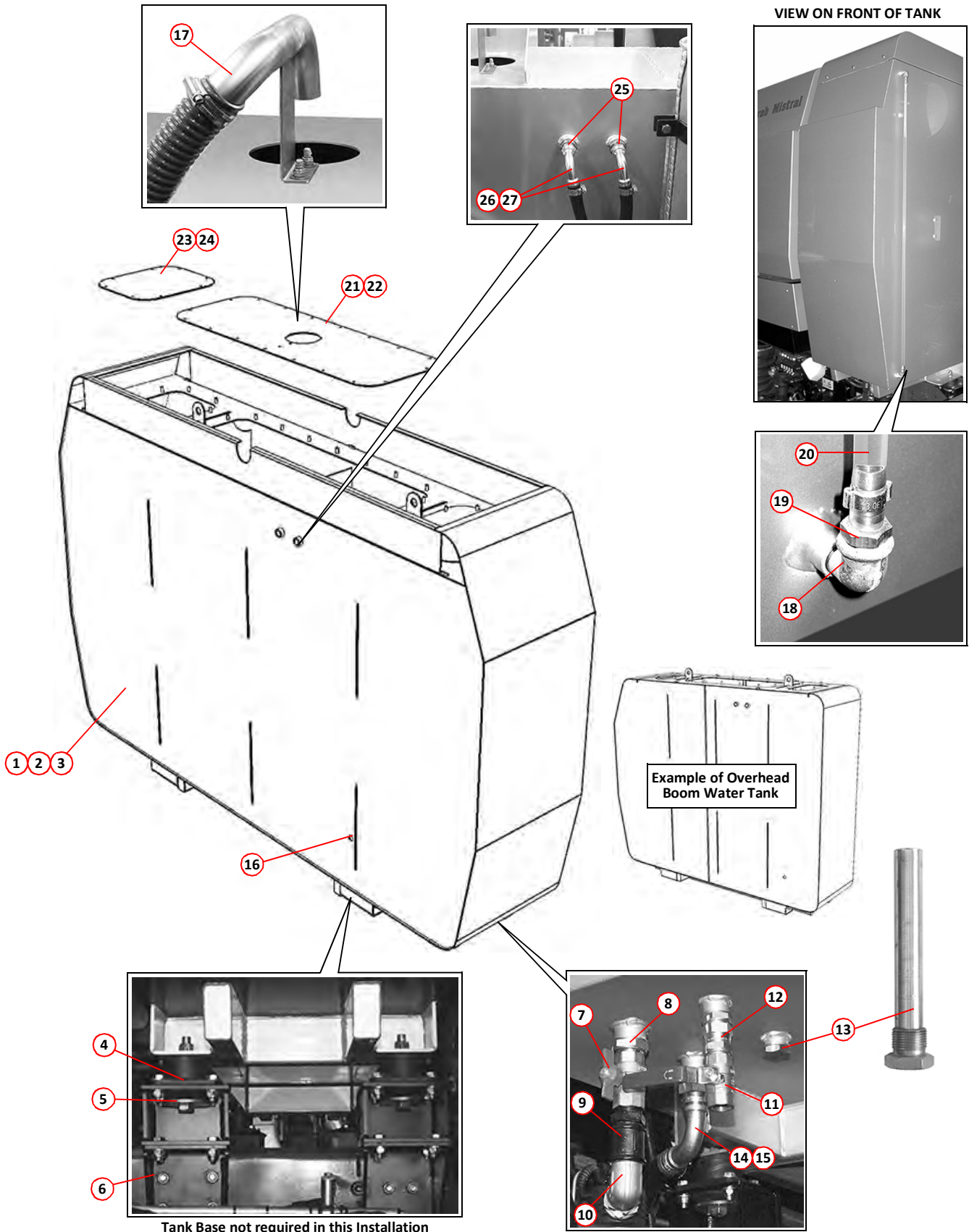
**WATER TANK ASSEMBLY 1430 LITRES**

Item	Part Number	Quantity	Description
<b>Water Tank Assembly 1800 Litre</b>			
1	035577	1	Water tank, 1800 litre capacity
2	035926	1	Water tank, 1800 litre capacity (for LH overhead boom)
3	035928	1	Water tank, 1800 litre capacity (for RH overhead boom)
4	033838	4	. Anti-vibration mount
5	*	1	. . Washer, snubber
	011133	1	. . Bolt, M16 x 100mm
	011060	1	. . Nut, M16, Nyloc
6	**	AR	. Bracket, water tank mounting
7	013757	1	. Ball valve, $\frac{3}{4}$ " BSP
8	000154	1	. . Adaptor, M/M, $1\frac{1}{4}$ " BSP x $\frac{3}{4}$ " BSP
9	010916	1	. . Adaptor, M/F, $\frac{3}{4}$ " BSP, galvanised
10	002044	1	. . Elbow, swivel, M/F, $\frac{3}{4}$ " BSP
11	013757	1	. Ball valve, $\frac{3}{4}$ " BSP
12	011161	1	. . Adaptor, M/M, straight, $\frac{3}{4}$ " BSP
13	012883	1	. Sacrificial anode, $\frac{3}{4}$ " BSP
NI	011244	AR	. Plug, blanking, $\frac{3}{4}$ " BSP
14	002079	1	. Hose tail, 90° swept, $\frac{3}{4}$ " BSP(N) x 1" hose
15	011161	1	. . Adaptor, M/M, straight, $\frac{3}{4}$ " BSP
16	036871	1	. Float Switch . . . . . Page 241
17	030869	1	. Inlet pipe, hydrant filler option
	011073	2	. . Nut, M8, Nyloc
18	010913	2	Elbow, galvanised, M/F, $\frac{3}{8}$ " BSP
19	010930	1	. Hose tail, $\frac{3}{8}$ " BSP x $\frac{5}{8}$ " hose
20	034465	1.5m	. . Tube, clear, PVC $\frac{5}{8}$ " I/D
NI	025335	1	. . . Ball (float), plastic, $\phi\frac{1}{2}$ "
21	035902	1	. Access lid, centre
22	035869	1	. Access lid, centre (tanks for overhead boom installation)
	011075	14	. . Nut, M10, Nyloc
23	035901	2	. Access lid, side
24	035878	2	. Access lid, side (tanks for overhead boom installation)
	011075	8	. . Nut, M10, Nyloc
25	002186	2	. Adaptor, straight, M/M, $\frac{3}{4}$ " BSP x $\frac{1}{2}$ " BSP
26	011225	1	. . Elbow, galvanised, F/F, $\frac{1}{2}$ " BSP
27	002159	1	. . Hose tail, $\frac{1}{2}$ " BSP x $\frac{3}{8}$ " hose

**Notes:-**

\* Item 5 is supplied with item 4.

\*\* Due to variations dictated by chassis type, please ensure that you quote your machine serial number when ordering replacement mounting brackets.



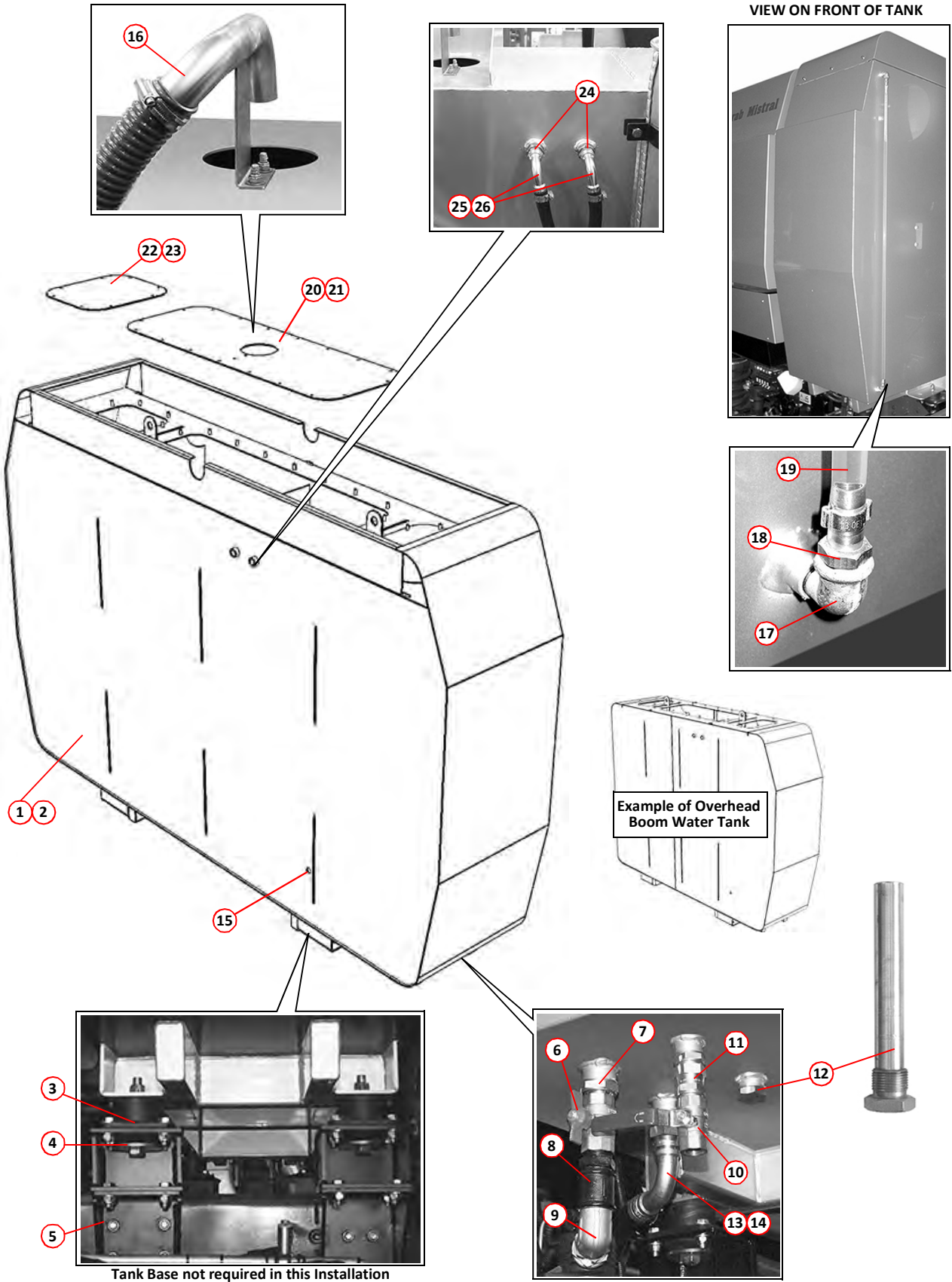
**WATER TANK ASSEMBLY 1800 LITRES**

Item	Part Number	Quantity	Description
<b>Water Tank Assembly 2500 Litre</b>			
1	031519	1	Water tank, 2500 litre capacity
2	038156	1	Water tank, 2500 litre capacity (for LH overhead boom)
3	033838	4	. Anti-vibration mount
4	*	1	. . Washer, snubber
	011133	1	. . Bolt, M16 x 100mm
	011060	1	. . Nut, M16, Nyloc
5	**	AR	. Bracket, water tank mounting
6	013757	1	. Ball valve, $\frac{3}{4}$ " BSP
7	000154	1	. . Adaptor, M/M, $1\frac{1}{2}$ " BSP x $\frac{3}{4}$ " BSP
8	010916	1	. . Adaptor, M/F, $\frac{3}{4}$ " BSP, galvanised
9	002044	1	. . Elbow, swivel, M/F, $\frac{3}{4}$ " BSP
10	013757	1	. Ball valve, $\frac{3}{4}$ " BSP
11	011161	1	. . Adaptor, M/M, straight, $\frac{3}{4}$ " BSP
12	012883	1	. Sacrificial anode, $\frac{3}{4}$ " BSP
NI	011244	AR	. Plug, blanking, $\frac{3}{4}$ " BSP
13	002079	1	. Hose tail, 90° swept, $\frac{3}{4}$ " BSP(N) x 1" hose
14	011161	1	. . Adaptor, M/M, straight, $\frac{3}{4}$ " BSP
15	036871	1	. Float Switch . . . . . Page 241
16	031866	1	. Inlet pipe, hydrant filler option
	011073	2	. . Nut, M8, Nyloc
17	010913	2	Elbow, galvanised, M/F, $\frac{3}{8}$ " BSP
18	010930	1	. Hose tail, $\frac{3}{8}$ " BSP x $\frac{5}{8}$ " hose
19	034465	1.5m	. . Tube, clear, PVC $\frac{5}{8}$ " I/D
NI	025335	1	. . . Ball (float), plastic, $\phi\frac{1}{2}$ "
20	035902	1	. Access lid, centre
21	035869	1	. Access lid, centre (tanks for overhead boom installation)
	011075	14	. . Nut, M10, Nyloc
22	035901	2	. Access lid, side
23	035878	2	. Access lid, side (tanks for overhead boom installation)
	011075	8	. . Nut, M10, Nyloc
24	002186	2	. Adaptor, straight, M/M, $\frac{3}{4}$ " BSP x $1\frac{1}{2}$ " BSP
25	011225	1	. . Elbow, galvanised, F/F, $\frac{1}{2}$ " BSP
26	002159	1	. . Hose tail, $\frac{1}{2}$ " BSP x $\frac{3}{8}$ " hose

**Notes:-**


\* Item 4 is supplied with item 3.

\*\* Due to variations dictated by chassis type, please ensure that you quote your machine serial number when ordering replacement mounting brackets.



<i>Item</i>	<i>Part Number</i>	<i>Quantity</i>	<i>Description</i>
<b>Water Filter Assembly - High Pressure</b>			
1	023862	1	Filter, water
NI	023863	1	. Element, gauze
NI	023897	1	. . O-Ring
2	024924	1	Hose tail,, galvanised $\frac{3}{4}$ " BSP
3	010935	2	Back nut, galvanised, $\frac{3}{4}$ " BSP
4	000154	2	Adaptor, galvanised, M/F, $1\frac{1}{4}$ " to $\frac{3}{4}$ " BSP
5	010916	1	Adaptor, galvanised, M/F, $\frac{3}{4}$ " BSP
6	010917	1	Elbow, galvanised, M/F, $\frac{3}{4}$ " BSP
7	013757	1	Ball valve $\frac{3}{4}$ " BSP
8	010931	1	Hose tail, $1\frac{1}{4}$ x $\frac{3}{4}$ " BSP
9	010518	2	Clamp, worm drive, 30-40mm
10	010959	AR	Hose, rubber, $1\frac{1}{4}$ " bore





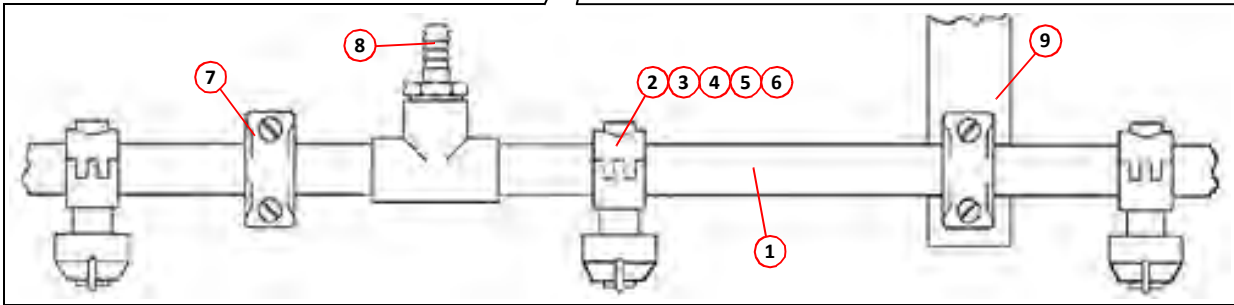

**WATER FILTER ASSEMBLY - HIGH-PRESSURE**

<i>Item</i>	<i>Part Number</i>	<i>Quantity</i>	<i>Description</i>
<b>Low Pressure Front Spray Bar</b>			
1	030323	1	Low pressure spray bar
2	030632	7	. Jet
3	030634	7	. . Nozzle holder
4	030635	7	. . Cap jet
5	030633	7	. . Filter
6	030636	7	. . Washer, rubber
7	031338	2	. Clamp
8	031339	1	. Hose tail
9	*	3	. Bracket


<i>Item</i>	<i>Part Number</i>	<i>Quantity</i>	<i>Description</i>
<b>Low Pressure Spray Nozzle - Side Brush</b>			
1	036044	1	Spray jet assembly complete ..... Page 70
	030746	2	. Spray body cap
	030748	2	. . Spray jet
	030633	2	. . Filter
	030636	2	. . Washer, rubber
2	011199	1	Adaptor, M/M, $\frac{3}{8}$ x $\frac{1}{4}$ BSP
3	011743	1	Valve, ball, $\frac{1}{4}$ BSP
4	010922	1	Hose tail
5	010950	AR	Hose, water
6	010516	1	Clamp, worm drive, 11-16mm
7	036043	1	Bracket, double spray jet, LH
NI	036042	1	Bracket, double spray jet, RH
	011031	1	. Bolt, M10 x 25mm
	011075	1	. Nut, M10, Nyloc

**Notes:-**

\* Is chassis dependent, please contact Scarab Part Department with model and serial number.




**LOW PRESSURE SPRAY BAR**




**LOW PRESSURE SPRAY NOZZLE - SIDE BRUSH**

<i>Item</i>	<i>Part Number</i>	<i>Quantity</i>	<i>Description</i>
<b>Suction Box Dust Suppression</b>			
1	013360	4	Jet assembly . . . . . Page 84
	011001	4	. Bolt, M6 x 16mm
NI	003000	3	. . Tee
NI	010950	AR	. . . Hose, plastic reinforced, $\frac{3}{8}$ " bore
NI	010516	11	. . . . Clamp, worm drive, 11-16mm

<i>Item</i>	<i>Part Number</i>	<i>Quantity</i>	<i>Description</i>
<b>Suction Tube Dust Suppression</b>			
1	013360	4	Jet assembly
	011001	4	. Bolt, M6 x 16mm
2	003000	5	. . Tee
3	010950	AR	. . . Hose, plastic reinforced, $\frac{3}{8}$ " bore
	010516	18	. . . . Clamp, worm drive, 11-16mm



**SUCTION BOX DUST SUPPRESSION**

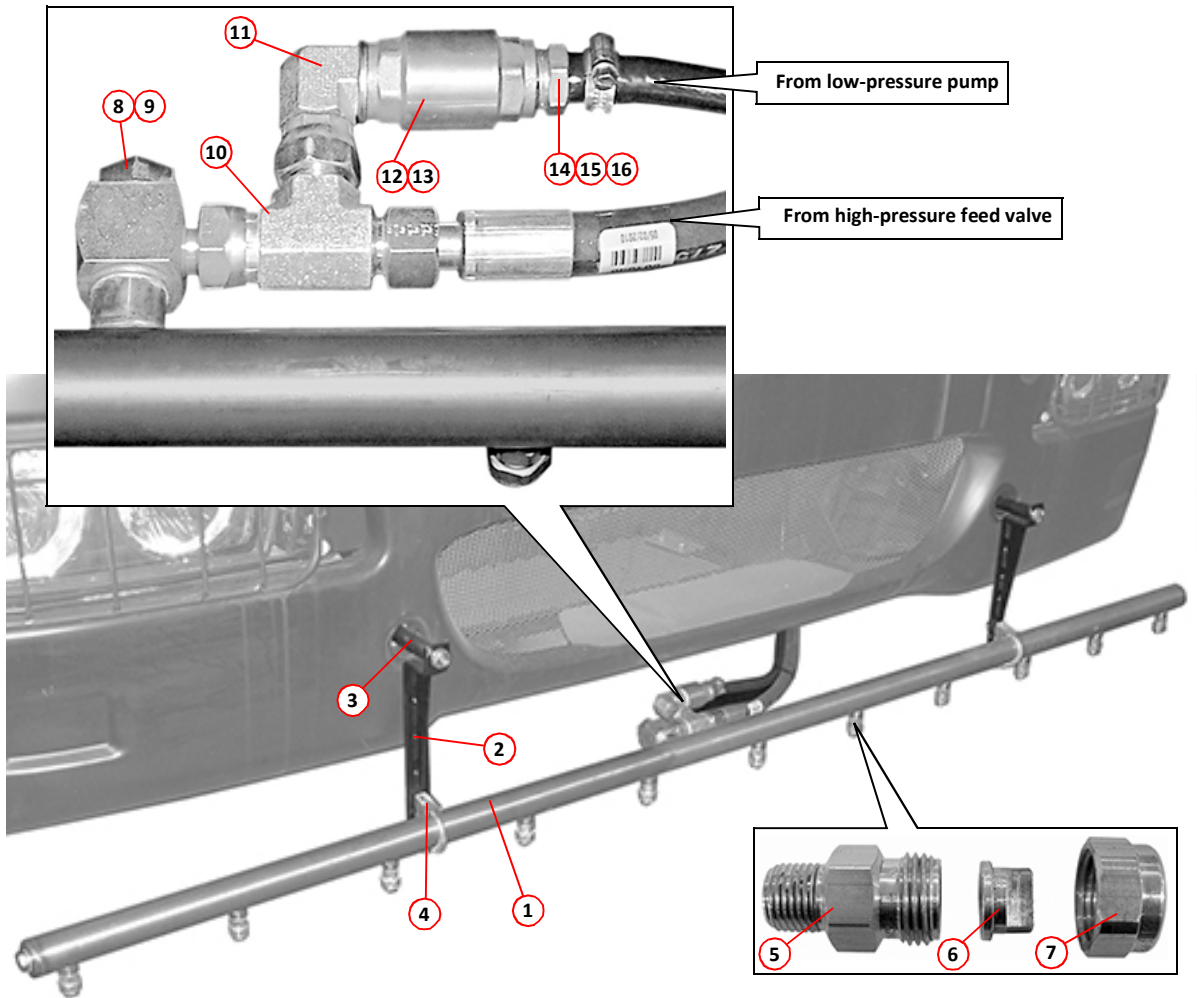




**SUCTION TUBE DUST SUPPRESSION**

Item	Part Number	Quantity	Description
<b>Combined High and Low Pressure Spray Bar - Option</b>			
1	020405	1	Spray bar
2	*	2	. Bracket, front spray bar
3	*	1	. . Spacer
4	014983	2	. . Clamp
5	010112	11	. . Nozzle body
6	023377	1	. . . . Jet
7	030951	1	. . . . Nozzle cap
8	011188	1	. . Banjo elbow $\frac{1}{2}$ " BSP (complete)
9	011154	4	. . . Seal, Dowty, $\frac{1}{2}$ " BSP
10	011182	1	. . . Tee, swivel, $\frac{1}{2}$ " BSP, M/M/F
11	011173	2	. . . . Elbow, swivel, M/F, $\frac{1}{2}$ " BSP
12	003033	1	. . . . . Valve, non-return, $\frac{1}{2}$ " BSP
13	011154	4	. . . Seal, Dowty, $\frac{1}{2}$ " BSP
14	003034	1	. . . . . Hose tail, $\frac{1}{2}$ " BSP x $\frac{3}{8}$ " hose
15	010958	1	. . Hose, plastic reinforced, $\frac{3}{8}$ " bore
16	010516	1	. . . Clamp, worm drive, 11-16mm
17	023176	1	. . Ball valve, F/F $\frac{1}{2}$ " BSP, (mounted at rear of cab)
18	011268	1	. . . Adaptor, bulkhead !" BSP
19	025007	1	. . . Bracket, valve support
20	011060	1	. . . Adaptor, M/M !" BSP
21	011154	1	. . . . Seal, Dowty, $\frac{3}{8}$ " BSP
22	011173	2	. . . Elbow, swivel, M/F, !" BSP
23	002110	1	. . . Tee, M/F/M, $\frac{1}{2}$ " x $\frac{1}{2}$ " x $\frac{3}{8}$ " BSP, (when HP hose reel fitted)
24	011172	AR	. . . Elbow, swivel. M/F, $\frac{3}{8}$ " BSP, (when HP hose reel fitted)

**Notes:-**

\* These items are chassis specific, please contact Scarab Parts Department with your model and serial number.

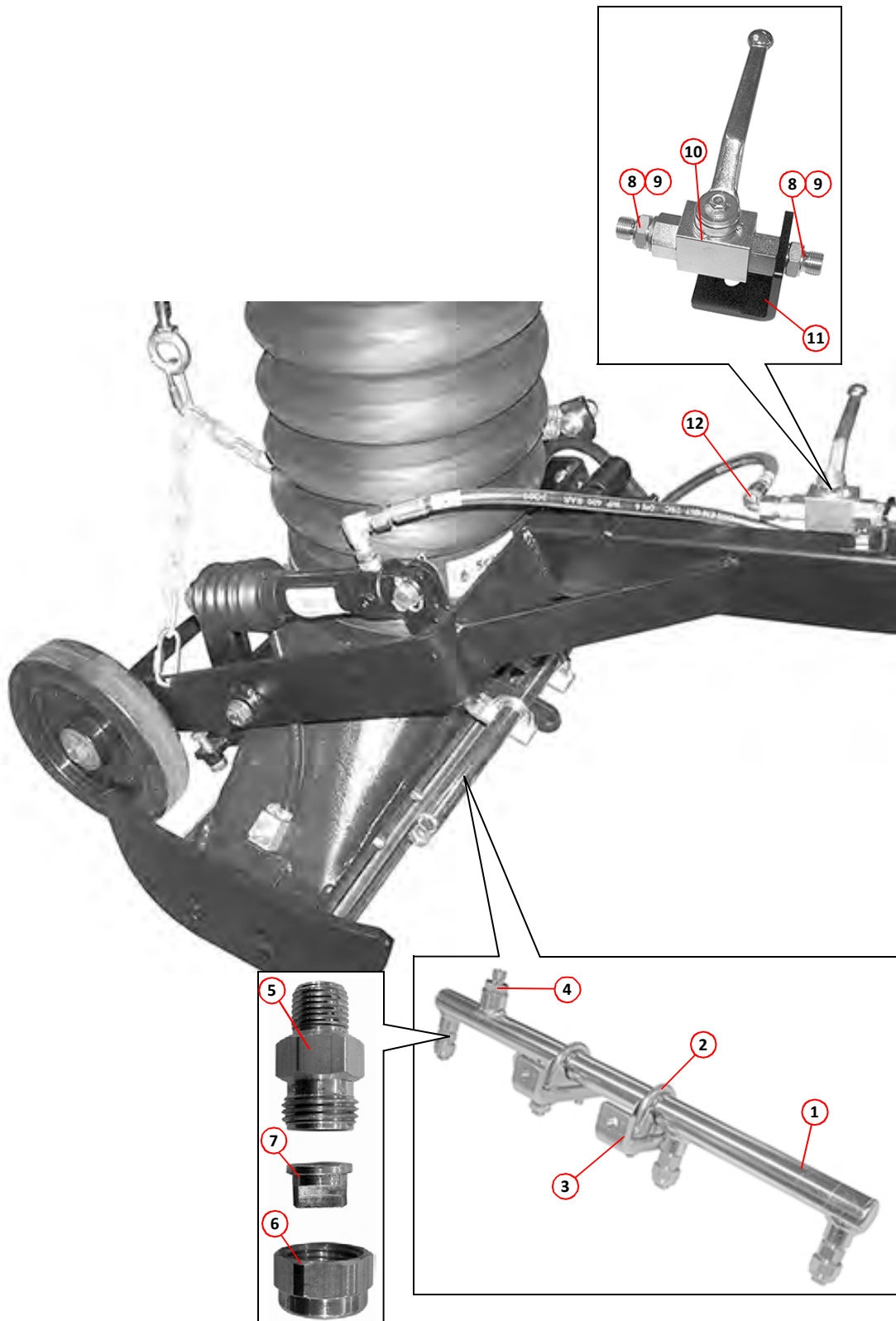


**COMBINED HIGH & LOW-PRESSURE SPRAY BAR ASSEMBLY**

Item	Part Number	Quantity	Description
<b>High &amp; Low Pressure Nozzle Boost Spray Bars - Option</b>			
1	020589	1	Spray bar, boost
1	028616	1	Spray bar, boost (high pressure)
2	020774	2	. Clamp
3	020590	2	. . Bracket
	011051	2	. . . Setscrew, M10 x 25mm
	011075	2	. . . Nut, M10, Nyloc
4	011199	1	. . Adaptor, M/M, $\frac{3}{8}$ " x $\frac{1}{4}$ " BSP, (high pressure)
NI	010923	1	. . Hose tail, $\frac{3}{8}$ " BSP x $\frac{3}{8}$ " hose, (low pressure)
NI	011153	1	. . . Seal, Dowty, $\frac{3}{8}$ " BSP
NI	010950	AR	. . . Hose, plastic reinforced, $\frac{3}{8}$ " bore, (low pressure)
NI	010516	1	. . . . Clamp, worm drive, 11-16, (low pressure)
5	010112	4	. . Nozzle body
6	030951	11	. . Nozzle cap
7	012316	AR	. . Spray jet, TPU-8004
7	030251	AR	. . Spray jet, LECHLER 4004
8	011257	1	. . Ball valve, high pressure, $\frac{1}{4}$ " BSP
9	011158	2	. . . Adaptor, M/M, $\frac{1}{4}$ " BSP
10	011152	1	. . . . Seal, Dowty, $\frac{1}{4}$ " BSP
11	025007	1	. . . Bracket, valve mounting
	011030	1	. . . . Setscrew, M10 x 20mm
12	001100	1	. . Hose, rubber, $\frac{1}{4}$ " BSP x 460mm, straight+90° ends

} High pressure





**NOZZLE WATER-BOOST BAR ASSEMBLY**

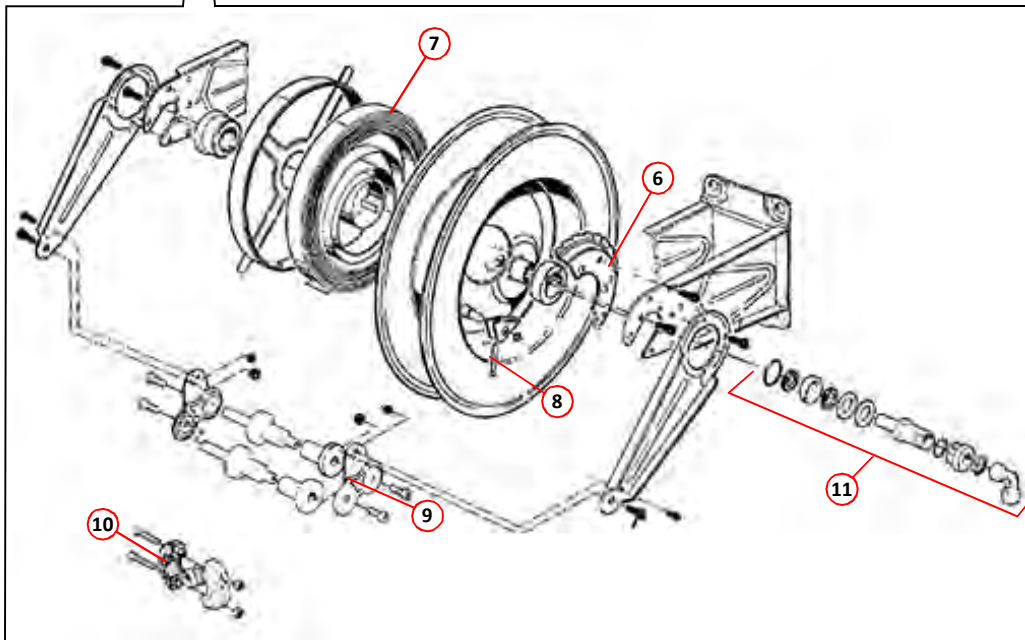
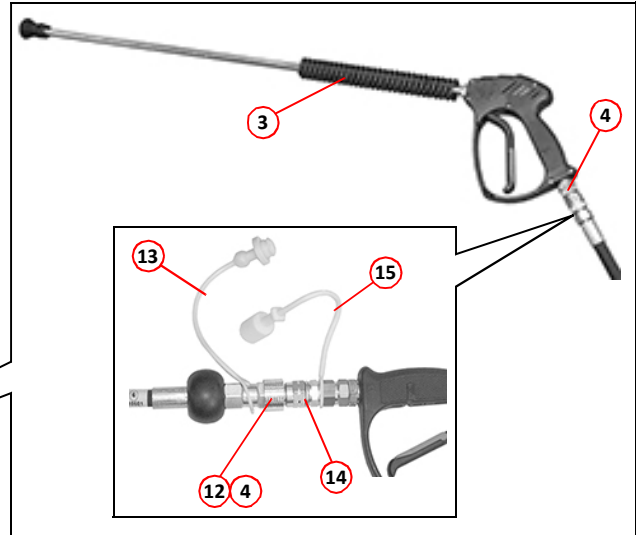

Item	Part Number	Quantity	Description
<b>Hose Reel and Lance</b>			
1	020451*	1	Automatic hose reel complete (less hose)
NI	026996*	1	Automatic hose reel (for use with 250 bar Pratissoli pump**)
2	010601	1	. Hose, rubber, $\frac{3}{8}$ " BSP x 13m, straight ends
3	010748*	1	. . Hand-lance
NI	030120*	1	. . Hand-lance (for use with 250 bar Pratissoli pump**)
4	011159	1	. . . Adaptor, M/M, $\frac{3}{8}$ " BSP
NI	011167	1	. . . Adaptor, M/M, $\frac{1}{2}$ " x $\frac{3}{8}$ " BSP
NI	030252	1	. . . Jet
5	025473	1	. . . Lance stowage
NI	005055	2	. . . . Clip 50mm I/D
6	030570	1	. . Ratchet
7	026753	1	. . . Rewind torsion spring
8	026754	1	. . . Tension spring, ratchet pawl
9	025238	1	. . Roller assembly, hose feed
10	026217	1	. . Clamp (hose feed stop)
11	024230	1	. . Swivel elbow assembly (water supply)
NI	024463	1	. . . Swivel joint
12	023359	1	. . . Coupling, quick release, female
13	014999	1	. . . . Coupling plug
14	023360	1	. . . Coupling, quick release, male
15	114998	1	. . . . Coupling cap

} Used when lance  
stowage not fitted

**Notes:-**

\* Actual position of the hose reel and lance is determined by chassis make and model.

\*\* When ordering components for use with the Pratissoli pump then please contact Scarab Parts Department.






**AUTOMATIC HOSE REEL**

Item	Part Number	Quantity	Description
<b>Hand Lance Detergent Kit * - Option</b>			
1	013553	1	Bottle
9	010393	1	. Bracket, bottle mounting
3	013602	1	. . Bungee cord, hook ends
4	NA	1	. Hose reel ..... Page 138
5	013573	1	. . Detergent Injector
6	011214	1	. . . Adaptor, F/F, 3/8" BSP
7	010940	1	. . . Adaptor, galvanised, F/F, 3/8" BSP
8	011159	1	. . . . Adaptor, M/M, 3/8" BSP
9	013575	AR	. . Tubing, silicon rubber
10	NA	1	. Hand lance ..... Page 138
11	013574	1	. . Detergent nozzle
12	030252	1	. . . Jet, detergent nozzle


Item	Part Number	Quantity	Description
<b>Teal Hand Wash Basin - Option</b>			
1	028228	1	Teal hand basin - Electric 24 Volt
2	**	1	. Mounting bracket
NI	**	2	. Support Leg
	011011	2	. . Setscrew, M8 x 25mm
	011073	2	. . Nut, M8, Nyloc
3	033274	1	. Frame
	000003	2	. . Screw, socket countersunk, M8 x 20mm
	011071	4	. . Nut, M6, Nyloc
NI	032532	2	. Loom, wiring, teal wash basin ..... Page 240

**Notes:-**


- \* This kit is for the high pressure lance only and not to be used with front spray bar.
- \*\* Teal hand basin mounting bracket and support legs vary according to location and chassis manufacture, when ordering please contact your nearest Scarab Distributor or Scarab Parts Department.



**HAND LANCE DETERGENT KIT - OPTION**



Shown in the open position




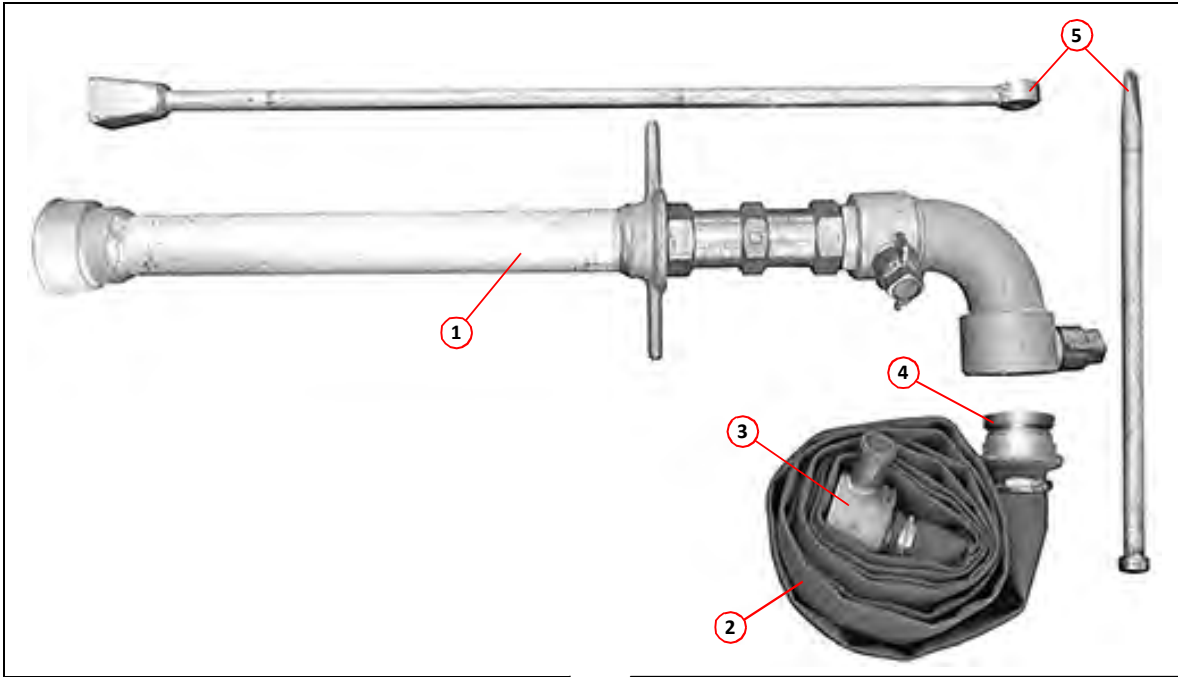


**TEAL HAND WASH BASIN**

<i>Item</i>	<i>Part Number</i>	<i>Quantity</i>	<i>Description</i>
<b>Locker Mounted Hydrant Kit * - Option</b>			
1	014544	1	Standpipe
2	014547	1	. Hose, lay flat, 4metre
3	014546	1	. . Instantaneous coupling, male 2 <sup>1</sup> / <sub>2</sub> " x 2"
4	013171	1	. . Hose tail
NI	012927	2	. . . Clamp, worm drive, 40-55mm
5	014545	1	. . Hydrant key and bar
6	020484	2	. . Bracket, standpipe mounting
7	020483	2	. . . Strap, standpipe mounting
8	010509	2	. . . Fastener with hinged toggle
	000021	2	. . . . Setscrew, M6 x 40mm
	011002	4	. . . . Screw, countersunk slot head, M6 x 16mm
	011071	6	. . . . Nut, M6, Nyloc
	011010	4	. . . . Setscrew, M8 x 20mm
	011073	4	. . . . Nut, M8, Nyloc
9	031054	1	. . . . Hydrant bar stop (auxiliary tool locker only)
	011010	1	. . . . . Setscrew, M8 x 20mm
	011073	1	. . . . . Nut, M8, Nyloc
10	025140	1	. . Adaptor, male (with back nut),
11	001045	AR	. . . Griflex hose medium duty 1 <sup>1</sup> / <sub>2</sub> "
	003007	2	. . . . Clamp, worm drive, 35-50mm

**Notes:-**

\* Hydrant kits are located in the auxiliary tool locker on 6.2 and 7.2 models.




**LOCKER MOUNTED WATER HYDRANT KIT**

Item	Part Number	Quantity	Description
<b>Front Spray Bar Detergent Tank Kit - Option</b>			
1	*	1	Detergent tank
NI	*	1	. Base, detergent tank
2	014040	1	. Filler assembly
	000252	4	. . Setscrew, M6 x 20mm, stainless steel
	000254	4	. . Washer, M6, stainless steel
	000253	4	. . Nut, M6, Nyloc, stainless steel
3	013661	1	. . Filler cap
4	036871	1	. Float switch ..... Page 241
5	032718	1	. Detergent pump, electric 24v
6	024832	1	. Water valve
7	024835	1	. . Bracket, mounting, water valve
	030323	1	. Spray bar ..... Page 130

**Notes:-**


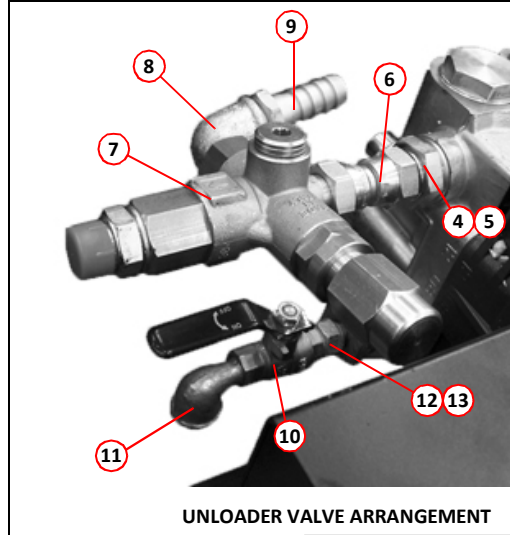

- \* The detergent tank and its base unit are chassis/model specific items. If a replacement tank is required, please contact the Scarab Parts Department stating your model and serial number.



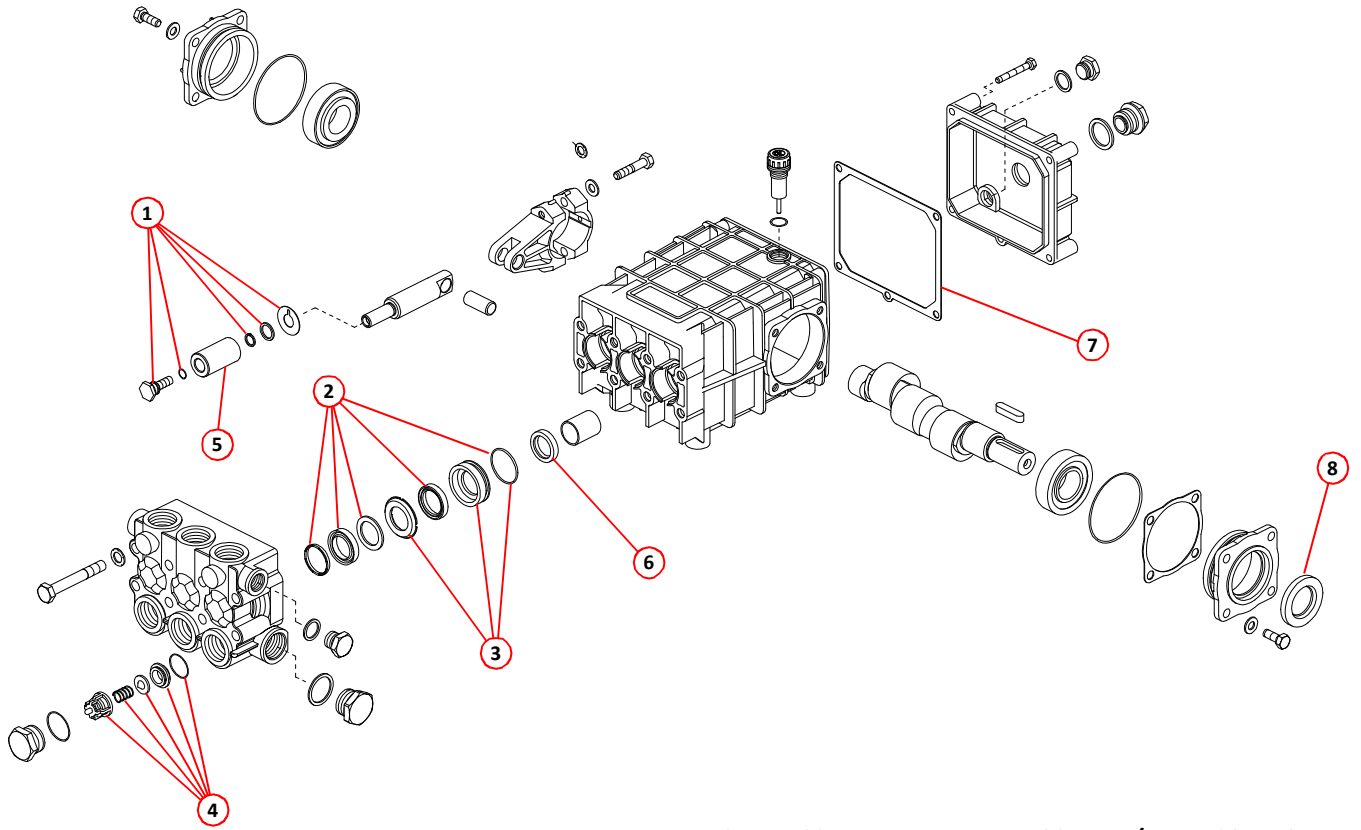


**FRONT SPRAY BAR DETERGENT TANK KIT**

Item	Part Number	Quantity	Description
<b>High Pressure Water Pump - 30 Litre/Min - Arrangement</b>			
1	039940	1	Pump, high pressure, 30 litres/minute - 160 bar
	011031	4	. Setscrew, M10 x 25mm
	011095	4	. Spring washer, M10
2	036654	1	. Drive box kit, (with cover plate)
	000017	4	. . Screw, socket cap head, M8 x 30mm
	011093	4	. . Washer, spring, M8
3	025373	1	. Motor, hydraulic, 19cc reversible . . . . . Page 190
	000017	4	. . Screw, socket cap head, M8 x 30mm
	011093	3	. . Washer, spring, M8
4	011159	1	. . Adaptor, M/M, $\frac{3}{8}$ " BSP
5	011153	1	. . . Seal, Dowty, $\frac{3}{8}$ "
6	011214	1	. . Adaptor, F/F, $\frac{3}{8}$ " BSP
7	010599	1	. Valve unloader
8	010913	1	. . Elbow, galvanised, M/F, $\frac{3}{8}$ " BSP
9	010930	1	. . , Hose tail, $\frac{3}{8}$ " BSP x $\frac{5}{8}$ " hose
10	011743	1	. . Valve, ball $\frac{1}{4}$ " BSP, pump low pressure drain
11	010910	2	. . . Elbow, galvanised, M/F, $\frac{1}{4}$ " BSP
12	003006	1	. . Adaptor, galvanised, M/F, $\frac{3}{4}$ " x $\frac{1}{4}$ " BSP
13	010944	1	. . Adaptor, galvanised, M/M, $\frac{1}{4}$ " BSP
14	011257	1	. . Ball valve $\frac{1}{4}$ " BSP, pump high pressure drain
15	011199	1	. . . Adaptor, M/M, $\frac{3}{8}$ " x $\frac{1}{4}$ " BSP
16	011153	1	. . . . Seal, Dowty, $\frac{3}{8}$ " BSP
17	011171	1	. . . Elbow, swivel, F/F, $\frac{1}{4}$ " BSP
18	011152	1	. . . Seal, Dowty, $\frac{1}{4}$ " BSP
19	011158	1	. . . Adaptor, M/M, $\frac{1}{4}$ " BSP
20	010918	1	. . Elbow, galvanised, M/F, $\frac{3}{4}$ " BSP
21	010931	1	. . . Hose tail, $\frac{3}{4}$ " BSP x 1 hose





<i>Item</i>	<i>Part Number</i>	<i>Quantity</i>	<i>Description</i>
			<b>High Pressure Water Pump - 30 Litre/Min - Components</b>
1	045356	1	. Piston Bolt Repair ( <b>Kit 6</b> ), PUCP 606106
2	045357	1	. Water Seal ( <b>Kit 11</b> ), PUWS 606111
3	045358	1	. Brass Insert ( <b>Kit 18</b> ), PUPB
4	045359	1	. Valve ( <b>Kit 3</b> ), PUVA 606103
5	045360	1	. Ceramic Piston, PUCP 120533
6	045361	1	. Piston Oil Seal, PUOS 000743
7	045362	1	. Crankcase Cover Gasket, PUGA 060275
8	045363	1	. Shaft Oil Seal, PUOS 000738



**HIGH PRESSURE WATER PUMP 30 LITRE/MIN - COMPONENTS**

Item	Part Number	Quantity	Description
<b>High Pressure Water Pump - 42 Litre/Min - Arrangement - Option</b>			
1	020308	1	Pump, high pressure, 42 litres/minute
NI	020311	1	. Coupling half, 1 bore
NI	020309	1	. Coupling half, 35 bore
NI	020312	1	. Sleeve, coupling
2	020643	1	. . Guard, coupling
3	013527	1	. Motor, hydraulic . . . . . Page 190
4	011167	2	. . Adaptor, $\frac{1}{2}$ " BSP x $\frac{3}{8}$ " BSP
NI	011154	1	. . . Seal, Dowty, $\frac{1}{2}$ " BSP
5	011172	2	. . Elbow, swivel, M/F, $\frac{3}{8}$ " BSP
NI	020347	1	. . Mounting bracket, motor
6	011257	1	. Ball valve $\frac{1}{4}$ " BSP, pump high pressure drain
NI	010910	1	. . Elbow $\frac{1}{4}$ " BSP
7	011158	1	. . Adaptor, $\frac{1}{4}$ " BSP x $\frac{1}{4}$ " BSP
NI	011152	1	. . . Seal, Dowty, $\frac{1}{4}$ " BSP
8	011169	1	. . Elbow, swivel, F/F, $\frac{1}{4}$ " BSP
9	011199	1	. . . Adaptor, $\frac{3}{8}$ " BSP x $\frac{1}{4}$ " BSP
NI	011153	1	. . . . Seal, Dowty, $\frac{3}{8}$ " BSP
10	022739	1	. Valve, unloader ( $\frac{1}{2}$ " BSP ports)
11	010942	1	. . Elbow, M/F, $\frac{1}{2}$ " BSP
12	010914	1	. . . Bush, reducing, $\frac{1}{2}$ " BSP x $\frac{3}{8}$ " BSP
13	010930	1	. . . Hose tail $\frac{3}{8}$ " BSP x $\frac{5}{8}$ " BSP
14	011178	1	. . Adaptor, F/F, $\frac{1}{2}$ " BSP 16/8/8
15	011160	2	. . . Adaptor, $\frac{1}{2}$ " x $\frac{1}{2}$ " BSP
NI	011154	1	. . . . Seal, Dowty, $\frac{1}{2}$ " BSP
16	011743	1	. Valve, ball $\frac{1}{4}$ " BSP, pump low pressure drain

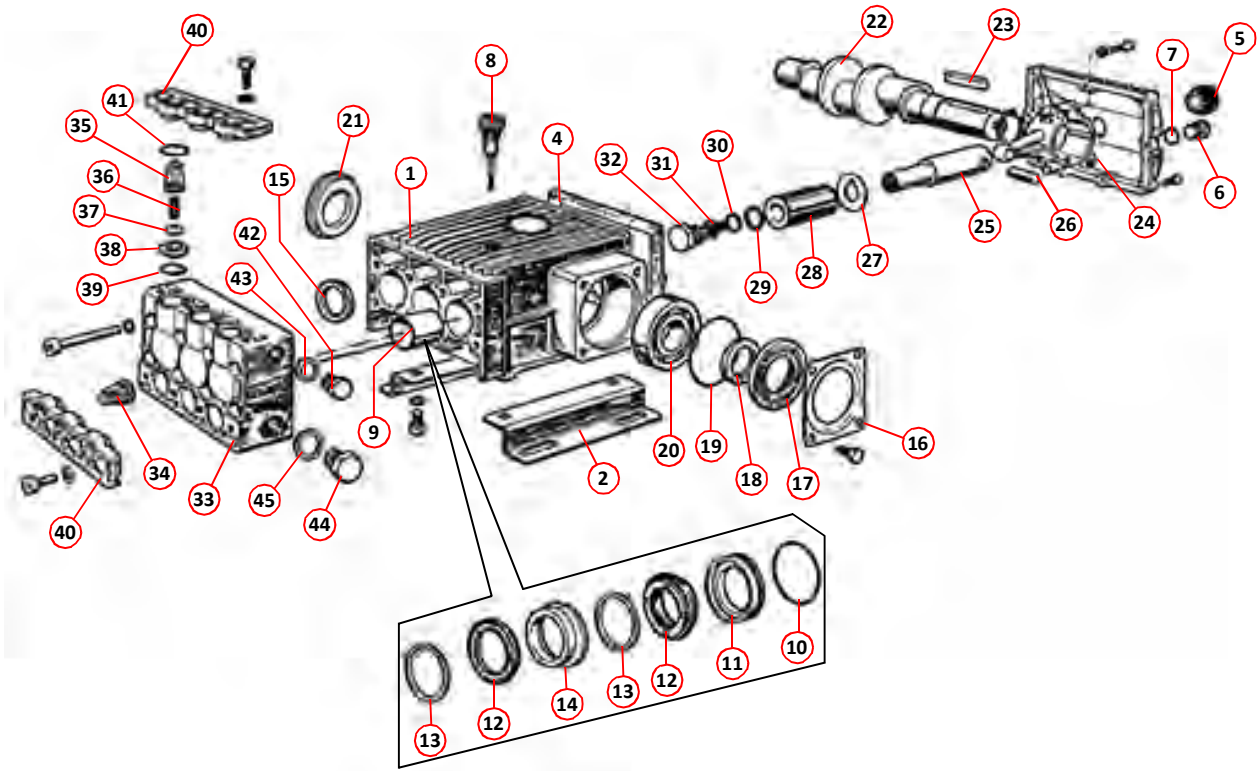


UNLOADER VALVE ARRANGEMENT

**HIGH PRESSURE WATER PUMP 42 LITRE/MIN - ARRANGEMENT**

Item	Part Number	Quantity	Description
<b>High Pressure Water Pump - 42 Litre/Min - Components</b>			
1	022110	1	Crankcase
2	022136	2	. Foot
	022139	4	. . Bolt
	022138	4	. . Washer
3	022119	1	. Rear cover
	022126	9	. . Bolt
4	022112	1	. . Gasket, rear cover
5	022124	1	. . Oil sight glass
6	022125	1	. . Cap
7	022123	1	. . . O-Ring
8	022111	1	. Dipstick
9	022137	3	. Cylinder guide
10	022144	3	. O-Ring
11	022145	3	. Oil seal
12	022146	6	. Oil seal
13	022147	6	. Oil seal
14	022148	3	. Collar
15	022109	3	. Oil seal
16	022131	2	. Crankcase cover, bearing assembly
	022130	8	. . Bolt
17	022132	1	. Spacer
18	022133	1	. Seal
19	022134	2	. O-Ring
20	022135	2	. Bearing
21	022151	1	. Spacer
22	022118	1	. Crankshaft
23	022149	1	. . Key
	022150	1	. . Circlip
24	022120	3	. . Connecting rod
25	022128	3	. . . Piston guide
26	022127	3	. . . . Pin
27	022129	3	. . . . Washer
28	022117	3	. . . . Piston
29	022116	3	. . . . Washer
30	022115	3	. . . . Washer
31	022114	3	. . . . O-Ring
32	022113	3	. . . . . Piston bolt
33	022143	1	. Head
	022098	8	. . Bolt, M10 x 80mm
	022099	8	. . Washer
34	022105	6	. . Valve, complete
35	022104	6	. . . Valve
36	022103	6	. . . Spring
37	022102	6	. . . Valve ring
38	022101	6	. . . Valve seat
39	022100	6	. . . O-Ring
40	022107	2	. . Cover
	022108	4	. . . Bolt
	022099	4	. . . Washer
41	022106	6	. . . O-Ring
42	022125	2	. . Cap
43	022142	1	. . . Washer
44	022140	1	. . Plug
45	022141	1	. . . Washer


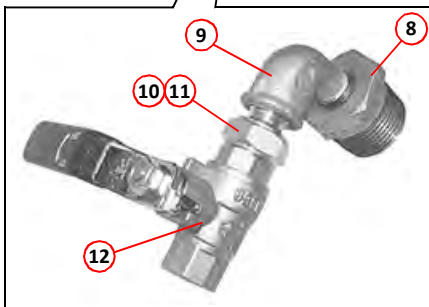

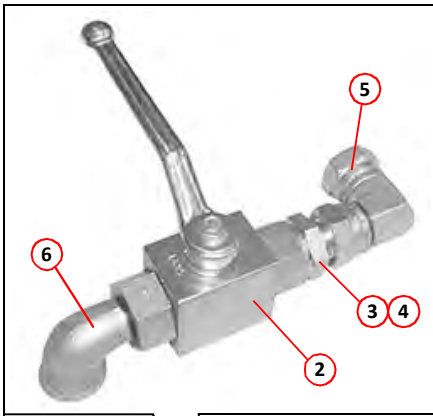




HIGH-PRESSURE WATER PUMP, 42 LITRE - COMPONENTS

Item	Part Number	Quantity	Description
<b>High Pressure Water Pump - 42 Litre/Min - Seal Kits</b>			
NI	022152	1	. Kit No 32, Comprising 2 x Item 18
NI	022153	1	. Kit No 37, Comprising 3 x Item 15
NI	022154	1	. Kit No 38, Comprising 3 x Item 12
NI	022155	1	. Kit No 39, Comprising Items 10, 11, 12, 13 & 14
NI	022156	1	. Kit No 40, Comprising 3 x Items 10 & 11
NI	022157	1	. Kit No 41, Comprising 6 x Item 13
NI	022158	1	. Kit No 42, Comprising 6 x Item 14
NI	022159	1	. Kit No 62, Comprising 6 x Items 35, 36, 37, 38 & 39
NI	022160	1	. Kit No 74, Comprising 3 x Items 29, 30, 31 & 32

Item	Part Number	Quantity	Description
<b>High Pressure Water Pump - 75 Litre/Min - Arrangement</b>			
1	027862	1	Pump, high pressure, 75 litre/minute
2	023176	1	. Ball valve, drain, high pressure, $\frac{1}{2}$ " BSP
3	011160	1	. . Adaptor, M/M, $\frac{1}{2}$ " BSP
4	011153	1	. . Seal, Dowty, $\frac{3}{8}$ " BSP
5	011173	1	. . Elbow, swivel, F/F, $\frac{1}{2}$ " BSP
6	010942	1	. . Elbow, galvanised, M/F, $\frac{1}{2}$ " BSP
7	000154	1	. Adaptor, galvanised, M/F, $1 \frac{3}{4}$ " BSP
8	003006	1	. Adaptor, galvanised, M/F, $\frac{3}{4}$ " x $\frac{1}{4}$ " BSP
9	010910	1	. Elbow, galvanised, M/F, $\frac{1}{4}$ " BSP
10	011158	1	. Adaptor, M/M, $\frac{1}{4}$ " BSP
11	011152	1	. . Seal, Dowty, $\frac{1}{4}$ " BSP
12	017743	1	. Ball valve, $\frac{1}{4}$ " BSP
13	020307	1	. Valve, unloader
14	011243	2	. . Plug, $\frac{1}{2}$ " BSP
15	022277	1	. . Adaptor, M/F, $\frac{1}{2}$ " BSP
16	011193	1	. . Adaptor, M/M, $1 \frac{3}{4}$ " BSP
17	011156	1	. . . Seal, Dowty, $1$ " BSP
18	011210	1	. . Hose tail, swivel elbow, $\frac{3}{4}$ " BSP x $1$ " hose
NI	003029	1	. Hose tail, $1$ " BSP x $1 \frac{1}{4}$ " hose
19	027866	1	. Motor Hydraulic . . . . . Page 190
NI	021465	1	. . Bracket, motor mounting
	011034	4	. . Setscrew, M10 x 40mm
	011095	4	. . Spring washer, M10
	011054	4	. . Setscrew, M12 x 45mm
	011077	4	. . Nut, M12
NI	027863	1	. Coupling, pump drive
20	027931	1	. Cover, drive coupling
	011001	4	. . Setscrew, M6 x 16mm
	011091	4	. . Spring washer, M6
	011090	4	. . Washer, M6



**HIGH PRESSURE WATER PUMP 75 LITRE/MIN - ARRANGEMENT**

*Item Part Number*

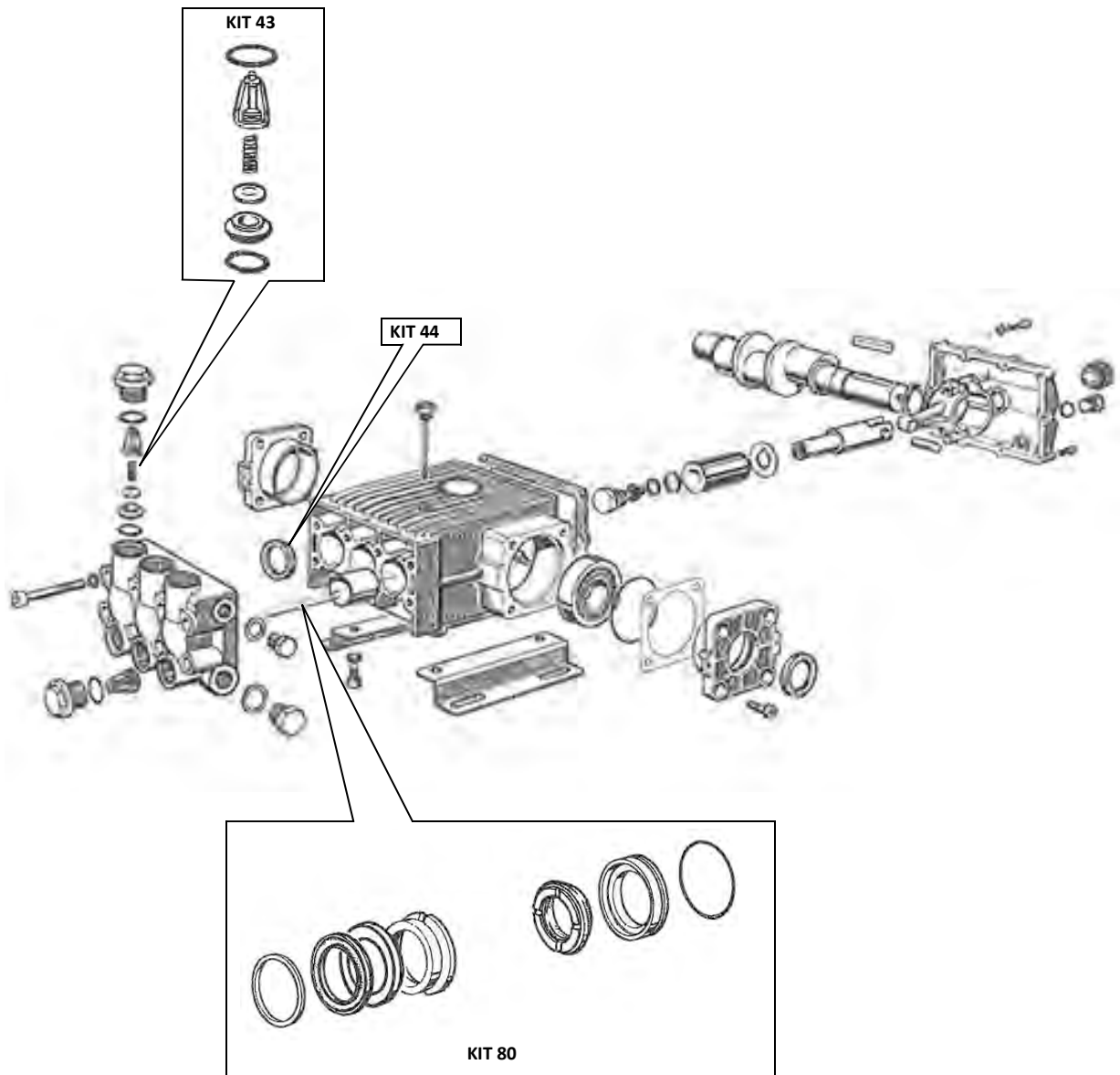
*Quantity*

*Description*

**High Pressure Water Pump - 75 Litre/Min - Components \***

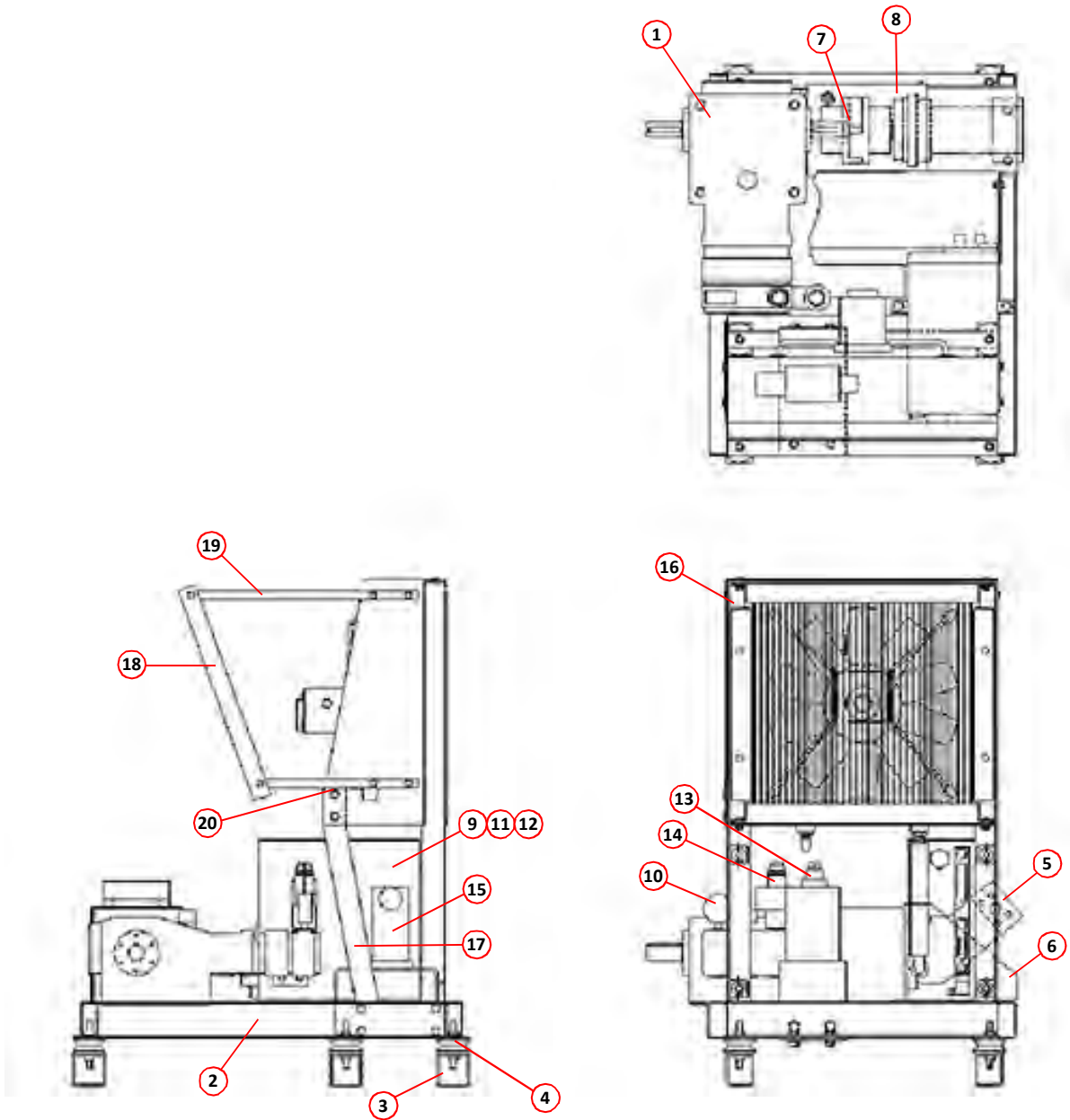
**Notes:-**

\* Please contact Scarab Parts Department should you require any components/kits for this pump.



**HIGH PRESSURE WATER PUMP 75 LITRE/MIN - COMPONENTS**

Item	Part Number	Quantity	Description
<b>High Pressure Water Pump - Pratissoli - Arrangement</b>			
1	026992	1	Water pump, Pratissoli, 59 Litre/Min, 250 bar
2	026987	1	. Frame, water pump
3	026990	6	. . Mounting pad
4	026999	6	. . . A/V mount AVM 2314S
5	026993	1	. . Motor hydraulic A2FM90/61W-VBB
6	026988	1	. . . Mounting hydraulic motor
7	026884	1	. . Coupling 250 bar high-volume pump
8	026989	1	. . . Coupling cover
9	022616	1	. Oil tank assembly
10	002105	1	. . Pressure gauge 0-400 bar
11	025623	1	. . Float switch
12	023515	1	. . Temp switch N/O $\frac{3}{8}$ " BSP
13	026994	1	. . Regulator valve
14	026995	1	. . Safety valve (250 bar)
15	026998	1	. . Manifold, control
NI	028595	1	. . . Manifold mounting bracket
16	025374	1	. Oil cooler assembly
17	026991	1	. . Leg, cooler frame
18	027001	2	. . Deflector, oil cooler
19	027013	4	. . Top support, oil cooler
20	027014	4	. . Bottom support, oil cooler
NI	003027	1	. Tee, galvanised, 1"
NI	003028	1	. Elbow, galvanised, 1"
NI	001091	1	. Hose $\frac{3}{8}$ " x 2800mm, straight ends
NI	001120	1	. Hose $\frac{5}{8}$ " x 1000mm, straight ends
NI	001122	1	. Hose $\frac{3}{4}$ " x 1" x 1000mm, straight ends
NI	001123	1	. Hose $\frac{3}{4}$ " x 1300mm, straight ends



**PRATISSOLI HIGH PRESSURE WATER PUMP - ARRANGEMENT**

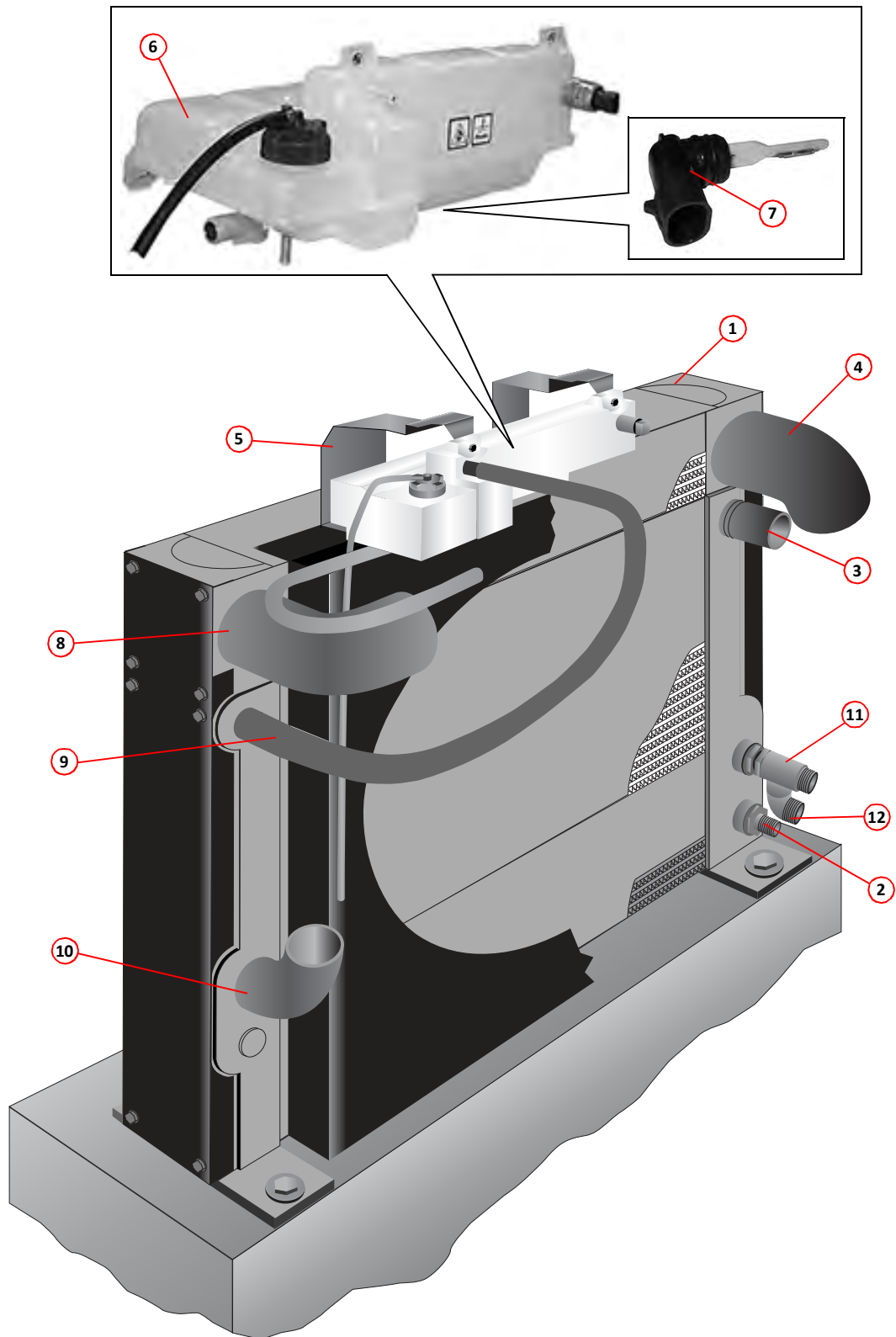




# Hydraulic Equipment

<i>Assembly/Description</i>	<i>Page</i>
Combined Radiator/Oil Cooler .....	162
Hydraulic Tank Arrangement .....	164
Hydraulics Cabinet .....	166
Valve Block - Main Control, Valves and Jets .....	168
Valve Block - Main Control, Fittings .....	170
Valve Block - Main Control, Variable Brush Speed, Assembly .....	172
Valve Block - Main Control, Variable Brush Speed, Fittings .....	174
Valve Block - Brush Control .....	176
Valve Block - Options .....	178
Valve Block - 2 Speed Suction Fan Boost .....	180
Valve Block - 3 Speed Suction Fan Boost .....	182
Suction Fan Motor and Associated Parts .....	184
Suction Fan Pump .....	184
Gear Pump Arrangements .....	186
Gear Pump Arrangement With Remote Mounted Flow Control .....	188
Motor - 30 Litre High Pressure Water Pump .....	190
Motor - Low Pressure Water Pump .....	190
Motor - 42 Litre High Pressure Water Pump .....	190
Motor - 75 Litre High Pressure Water Pump .....	190
Motor - Brush Drive .....	192
Two Stage Hopper Lift Ram Assembly .....	192
Brush Lift, Nozzle Tilt & Wide Sweep Slewing Hydraulic Ram Assembly .....	194
Hopper Rear Door Open/Close Hydraulic Ram Assembly .....	194
Hopper Rear Door Locking Hydraulic Ram Assembly .....	194
Auxiliary Hand Pump .....	196
High Pressure Hydraulic Filter(s) .....	196
Suction Nozzle Variable Tilt Valve Block Arrangement .....	196
Gear Pump and Valve Block Hydraulic Circuit .....	198
Hopper & Door Hydraulic Circuit Components .....	200
Side Brush and Wide Sweep Hydraulic Circuit .....	202
Suction Fan and Suction Nozzle Variable Tilt Hydraulic Circuit .....	204
High & Low Pressure Water Pump, Hydraulic Circuit with Options Block .....	206
High & Low Pressure Water Pump, Hydraulic Circuit No Options Block .....	208
Steel Pipes for Machines with Ratchet Hopper Prop. ....	210
Mistral 6.2 and 7.2 fitted without Option Block .....	210
Mistral 6.2 and 7.2 fitted with Option Block .....	211
Mistral 8.2 fitted without Option Block .....	212
Mistral 8.2 fitted with Option Block .....	213
Clamps For Steel Piping .....	214

Item	Part Number	Quantity	Description
			<b>Combined Radiator/Oil Cooler</b>
1	033711	1	Combined radiator/oil cooler matrix
	000110	4	. Bolt, M12 x 80mm
	012969	8	. Washer, rubber
	013448	4	. Washer
	011077	4	. Nut, M12, Nyloc
2	011235	1	. Hose Tail, $\frac{1}{2}$ " BSP x $\frac{1}{16}$ " hose
NI	002074	2	. Adaptor, 26mm x $\frac{1}{2}$ " BSP
NI	002082	2	. Seal, Dowty 26mm
3	033593	1	. Hose, rubber, moulded
	003007	1	. Clamp, worm-drive, $\varnothing$ 35mm-50mm
4	033590	1	. Hose, rubber, moulded
NI	005112	2	. Clamp, worm-drive, $\varnothing$ 60mm-60mm
5	035537	1	. Bracket, expansion bottle
	011010	4	. Bolt, M8 x 30mm
	011092	4	. Washer, M8
6	034954	1	. Expansion bottle
7	037226	1	. . Fluid level sensor, located in bottom of expansion tank . . . . . Page 241
8	033591	1	. Hose, rubber moulded
9	010516	AR	. Hose, rubber, 8mm
NI	010922	1	. Hose Tail, $\frac{1}{4}$ " BSP x $\frac{3}{8}$ " hose
NI	010517	2	. Clamp, worm-drive, $\varnothing$ 11mm-16mm
10	033592	1	. Hose, rubber, moulded)
NI	012927	1	. Clamp, worm-drive, $\varnothing$ 40mm-55mm
11	011182	1	Tee, F/M/M, $\frac{1}{2}$ " BSP
12	011173	1	. Elbow, M/F, $\frac{1}{2}$ " BSP

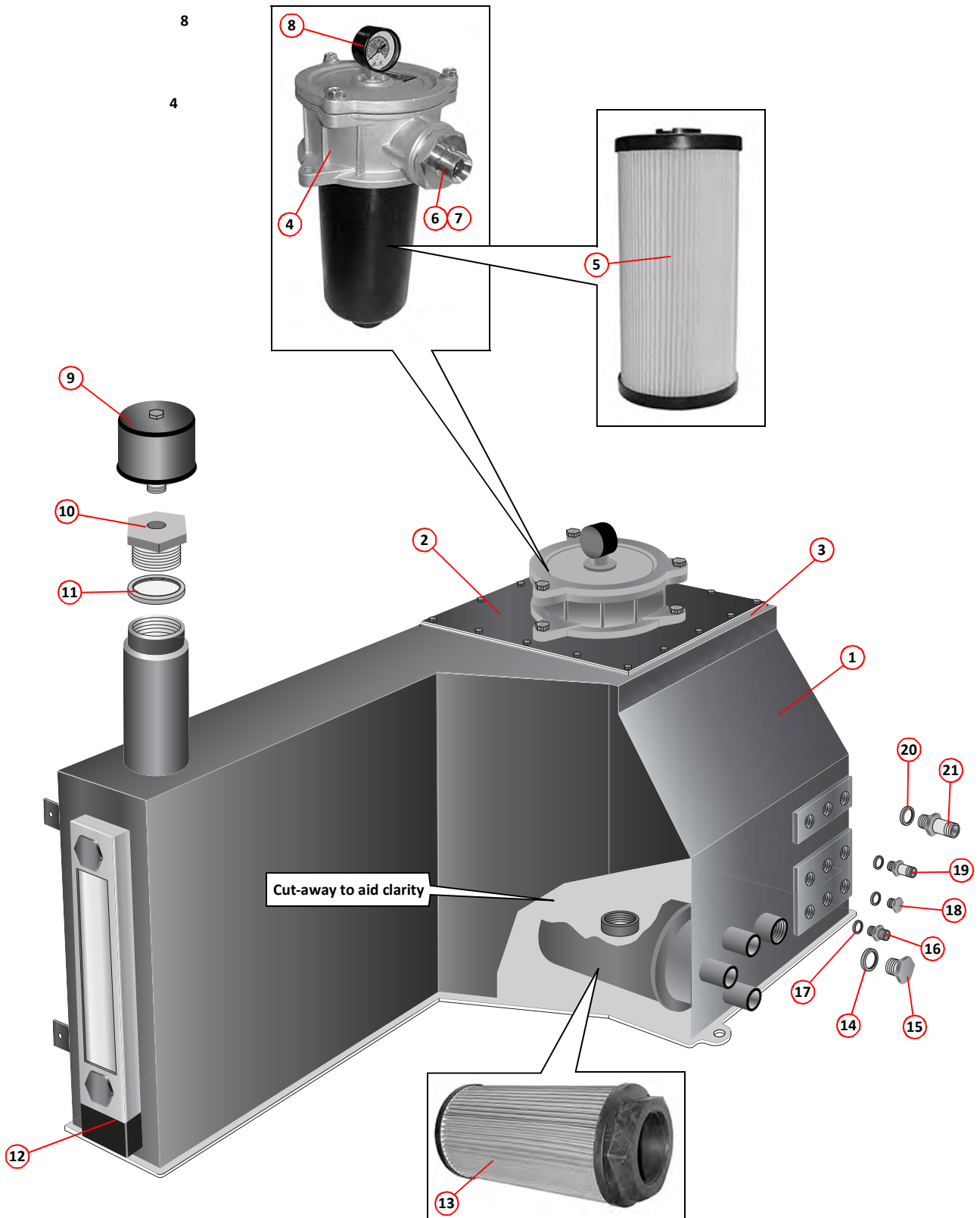


**COMBINED RADIATOR/OIL COOLER**

Item	Part Number	Quantity	Description
<b>Hydraulic Tank Arrangement</b>			
1	034929	1	Tank, hydraulic oil, <b>6.2 model</b>
1	035402	1	Tank, hydraulic oil, <b>7.2 model</b>
1	035486	1	Tank, hydraulic oil, <b>8.2 model</b>
2	033534	1	Tank lid
3	033617	1	Gasket, tank lid
	011067	16	. Setscrew, M6 x 20mm
	000339	16	. Washer, shake-proof
4	013123	1	Filter, return
NI	024405	1	. Seal kit, return filter
5	013125	1	Element, return filter "
6	011252	1	Adaptor, M/M, $1\frac{1}{4}$ x 1 BSP
7	011150	1	Seal, Dowty, $1\frac{1}{4}$ BSP
8	021719*	1	Gauge, return filter
9	020688	1	Oil filler/breather
10	020689	1	Plug, filler/breather
11	011156	1	Seal, Dowty, 1 BSP
12	024039	1	Gauge, fluid level, includes fixing screws
NI	021979	2	Washer, sealing, rubber
13	020687	1	Element, suction filter
14	011155	2	Seal, Dowty, $\frac{3}{4}$ BSP
15	011244	2	Plug, $\frac{3}{4}$ BSP
16	011159	2	Adaptor, M/M, $\frac{3}{8}$ BSP
17	011153	6	Seal, Dowty, $\frac{3}{8}$ BSP
18	011242	2	Plug, $\frac{3}{8}$ BSP
19	010923	2	Hose tail, $\frac{3}{8}$ BSP x $\frac{3}{8}$ hose
20	011154	3	Seal, Dowty, $\frac{1}{2}$ BSP
21	002159	3	Hose tail, $\frac{1}{2}$ BSP x $\frac{5}{8}$ hose


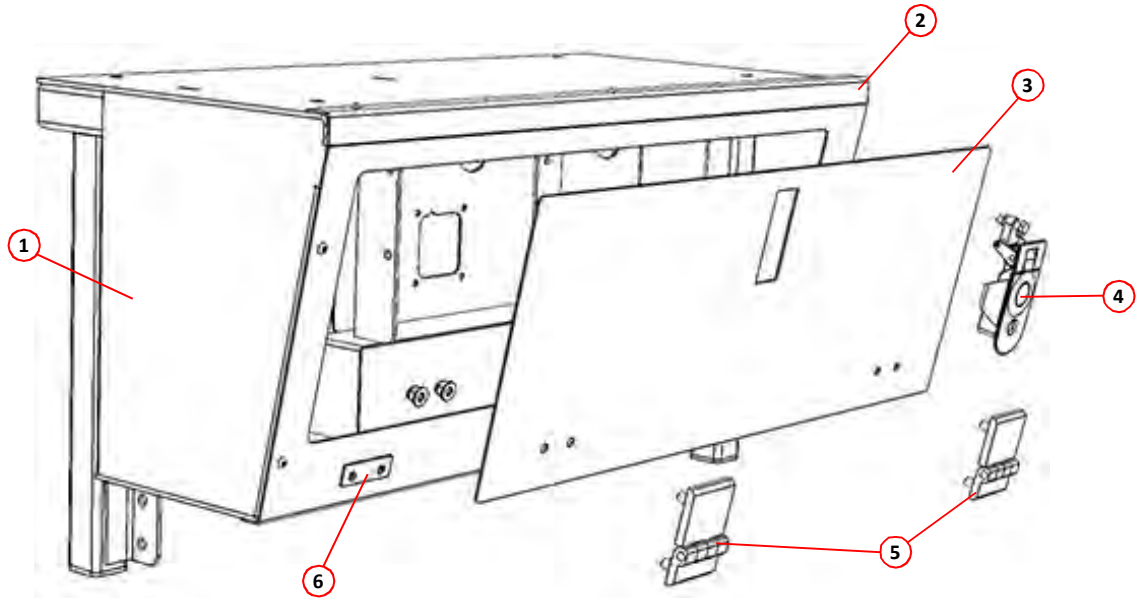
**Notes:-**

\* Gauge not used after December 2014



**HYDRAULIC TANK ARRANGEMENT**

<i>Item</i>	<i>Part Number</i>	<i>Quantity</i>	<i>Description</i>
<b>Hydraulics Cabinet</b>			
1	033516	1	Cabinet, <b>6.2 model</b>
1	035441	1	Cabinet, <b>7.2 model</b>
1	035490	1	Cabinet, <b>8.2 model</b>
NI	035820	1	. Mounting bracket, adjusting
2	033683	1	. Front panel, <b>6.2 model</b>
2	035441	1	. Front panel, <b>7.2 &amp; 8.2 models</b>
	000378	10	. . Screw, Pozidriv, pan head, $\frac{5}{8}$ " x 10mm
3	033682	1	. Door, hydraulics cabinet
4	033634	1	. . Latch assembly, sealed
5	034935	2	. Hinge includes fastenings
6	035870	1	. . . Spacer, hinge
NI	033681	1	. Cover, rear
7			. Valve block, main control . . . . . Page 168, 172
8			. Valve block, brush control . . . . . Page 176
9			. Valve block, options . . . . . Page 178
10			. Valve block, fan boost . . . . . Page 180, 182
11	037666	1	. Sounder, hopper and rear door operation . . . . . Page 241





**HYDRAULICS CABINET ASSEMBLY**

Item	Part Number	Quantity	Description
<b>Valve Block - Main Control, Valves and Jets</b>			
1	*	1	Valve block, main control . . . . . Page 198,200,202
2	034994	1	. Valve, solenoid, S271N (CT3)
	036922	2	. . Coil, 24 Volt, C13DM24/22 UN-D
	034996	1	. . . Seal kit, SK974
3	034982	1	. Valve, solenoid, S202N (CT9)
	036924	1	. . Coil, 24 Volt, C13DM24/14 UN-D
	034984	1	. . . Seal kit, SK1043
4	034992	1	. Valve, solenoid, S570N (CT2)
	036921	2	. . Coil, 24 Volt, C16DM24/19 UN-D
	034993	1	. . . Seal kit, SK1034
5	035210	1	. Valve, solenoid, S242HN (CT7)
	036922	1	. . Coil, 24 Volt, C13DM24/22 UN-D
	034996	1	. . . Seal Kit, SK974
6	035218	1	. Valve, solenoid, S571N-4 (CT19)
	036921	2	. . Coil, 24 Volt, C16DM24/19 UN-D
	034984	1	. . . Seal Kit, SK1043
7	034982	1	. Valve, solenoid, S202N (CT12)
	034986	1	. . Coil, 24 Volt, AXP25115
	034984	1	. . . Seal kit, SK1043
8	034999	1	. Valve, solenoid, S201N-3 (CT10)
	036924	1	. . Coil, 24 Volt, C13DM24/14 UN-D
	034984	1	. . . Seal kit, SK1043
9	035216	1	. Jet, M6 ( $\phi$ 0.7 orifice), AXP 14067 - 070 (CT17)
10	035212	1	. Valve, relief, 1VR100P205A8TMUP (CT13)
11	036217	1	. Jet, M6 ( $\phi$ 1.6 orifice), AXP 6645 - 200 (CT15)
12	034997	2	. Valve, sequence, 1PSC30 - F - 20S (CT4/5)
	034998	2	. . Seal kit, SK395
13	035217	1	. Jet, M6 ( $\phi$ 1.0 orifice), AXP 14067 - 100 (CT18)
14	034990	1	. Valve, check, 4CK30 - 1S - 3 (CT1)
	034991	1	. . Seal kit, SK430
15	034982	1	. Valve, solenoid, S202N (CT8)
	036924	1	. . Coil, 24 Volt, C13DM24/14 UN-D
	034984	1	. . . Seal kit, SK1043
16	034979	1	. Valve, solenoid, S502N (CT6)
	036921	1	. . Coil, 24 Volt, C16DM24/19 UN-D
	034971	1	. . . Seal kit, SK 1028
17	034982	1	. Valve, solenoid, S202N (CT11)
	034986	1	. . Coil, 24 Volt, AXP 25115
	034984	1	. . . seal kit, SK1043
18	036218	1	. Jet, M6 ( $\phi$ 1.6 orifice), AXP 14067 - 160 (CT16)
19	035214	1	. Jet, M8 ( $\phi$ 2.8 orifice), AXP 6645 - 280 (CT14)
NI	035241	AR	. Cavity plug, AXP8444 - 10T


**Notes:-**

\* When ordering please contact the Scarab Parts Department with your model and serial number.



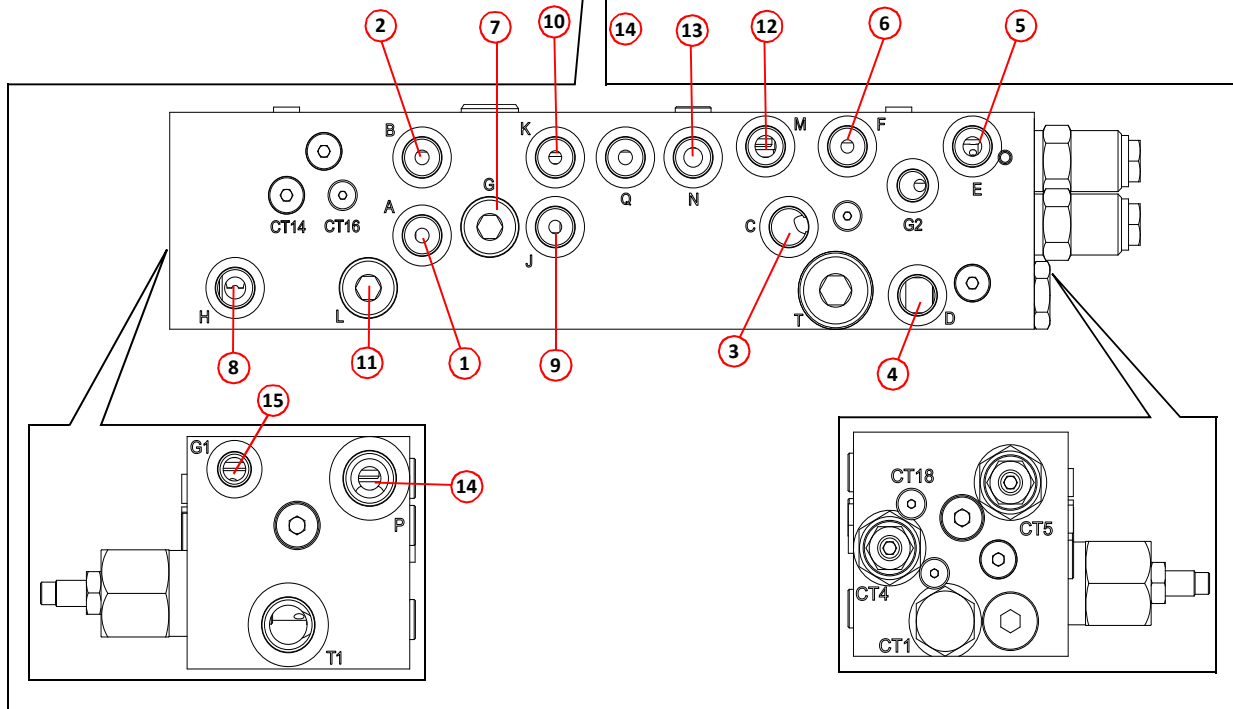



14



**MAIN CONTROL VALVE BLOCK**

Item	Part Number	Quantity	Description
<b>Valve Block - Main Control, Fittings</b>			
1	011199	1	Adaptor, $\frac{3}{8}$ " x $\frac{1}{4}$ " BSP, (PORT A)
	011153	1	. Seal, Dowty, $\frac{3}{8}$ " BSP
2	011199	1	Adaptor, $\frac{3}{8}$ " x $\frac{1}{4}$ " BSP, (PORT B)
	011153	1	. Seal, Dowty, $\frac{3}{8}$ " BSP
3	011159	1	Adaptor, $\frac{3}{8}$ " BSP, (PORT C)
	011153	1	. Seal, Dowty, $\frac{3}{8}$ " BSP
4	011159	1	Adaptor, $\frac{3}{8}$ " BSP, (PORT D)
	011153	1	. Seal, Dowty, $\frac{3}{8}$ " BSP
5	011159	1	Adaptor, $\frac{3}{8}$ " BSP, (PORT E)
	011153	1	. Seal, Dowty, $\frac{3}{8}$ " BSP
6	011159	1	Adaptor, $\frac{3}{8}$ " BSP, (PORT F)
	011153	1	. Seal, Dowty, $\frac{3}{8}$ " BSP
7	035242	1	Plug, $\frac{3}{8}$ " BSP, (PORT G)
8	020903	1	Stud, male, $\frac{3}{8}$ " BSP x 12mm pipe, (PORT H)
9	011199	1	Adaptor, $\frac{3}{8}$ " x $\frac{1}{4}$ " BSP, (PORT J)
	011153	1	. Seal, Dowty, $\frac{3}{8}$ " BSP
10	011199	1	Adaptor, $\frac{3}{8}$ " x $\frac{1}{4}$ " BSP, (PORT K)
	011153	1	. Seal, Dowty, $\frac{3}{8}$ " BSP
11	035242	1	Plug, $\frac{3}{8}$ " BSP, (PORT L)
12	025160	1	Stud, male, $\frac{3}{8}$ " BSP x 6mm pipe, (PORT M)
	011153	1	. Seal, Dowty, $\frac{3}{8}$ " BSP
13	025160	1	Stud, male, $\frac{3}{8}$ " BSP x 6mm pipe, (PORT N)
	011153	1	. Seal, Dowty, $\frac{3}{8}$ " BSP
14	011167	1	Adaptor, M/M, $\frac{1}{2}$ " x $\frac{3}{8}$ " BSP, (PORT P)
	011154	1	. Seal, Dowty, $\frac{1}{2}$ " BSP
	011205	1	. . Elbow, M/F, $\frac{1}{4}$ " BSP
15	011158	1	Adaptor, M/M, $\frac{1}{4}$ " BSP, (PORT G1)
	011152	1	. Seal, Dowty, $\frac{1}{4}$ " BSP
	011169	1	. Elbow, swivel, M/M, $\frac{1}{4}$ " BSP
	002014	1	. . Adaptor, M/F, $\frac{1}{4}$ " BSP
	002104	1	. . . Pressure gauge 0-250 bar, $\frac{1}{4}$ " BSP

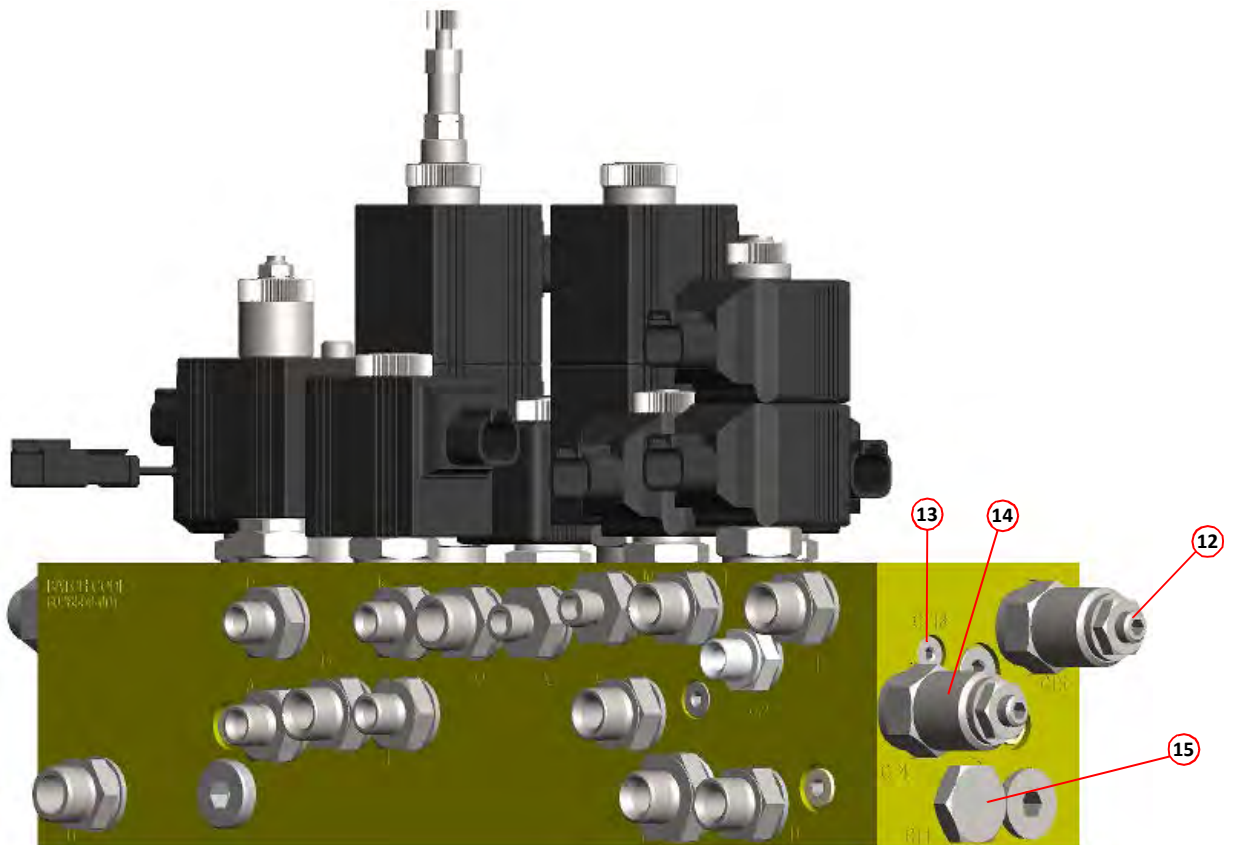
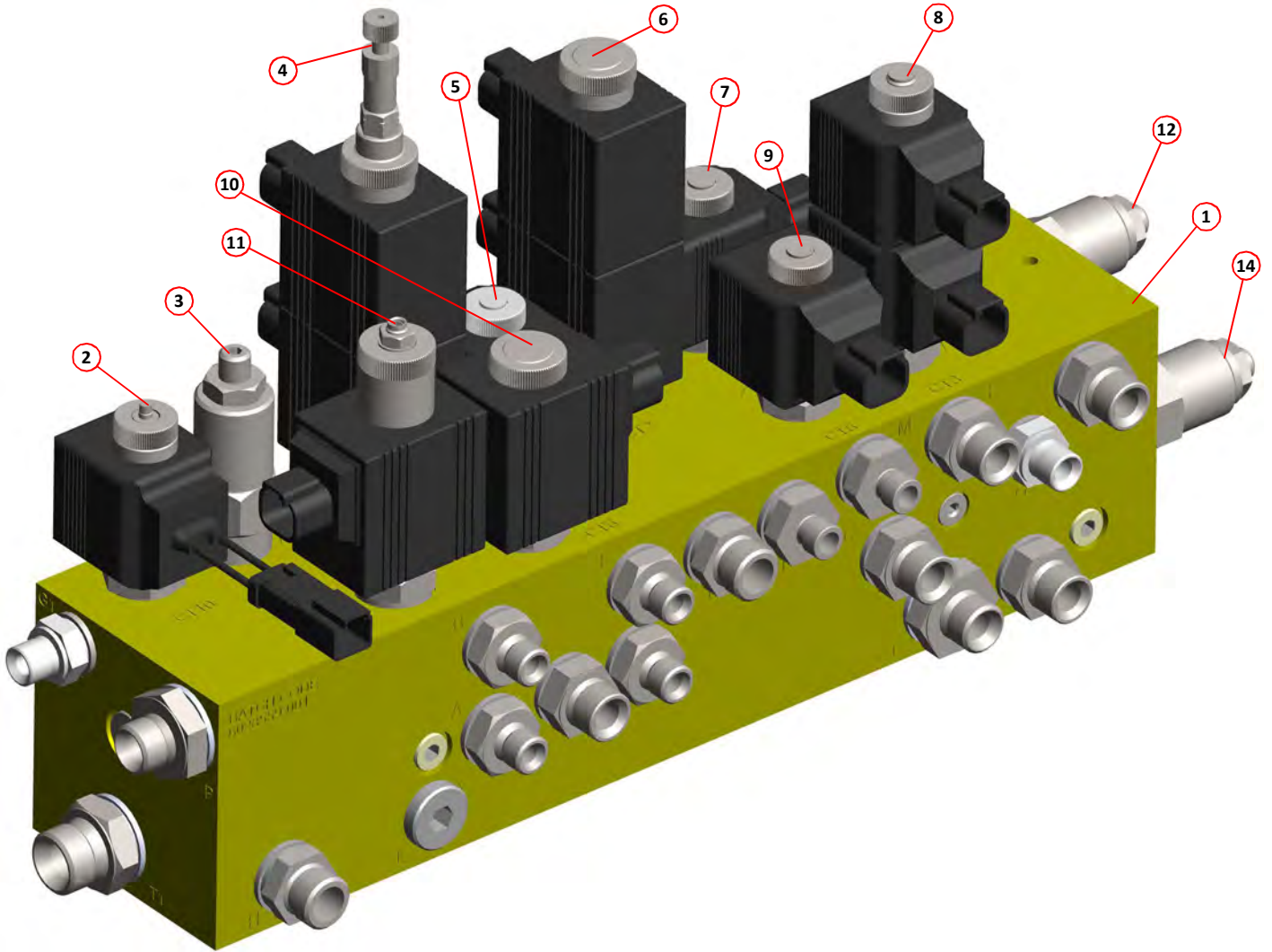


**MAIN CONTROL VALVE BLOCK FITTINGS**

Item	Part Number	Quantity	Description
<b>Valve Block - Main Control, Variable Brush Speed, Assembly</b>			
1	*	1	Valve block, main control, variable brush speed ..... Page 198,200,202
2	034999	1	. Solenoid valve, S201N-3 (CT10)
	034986	1	. . Coil, 24V/14W UN-D
	034993	1	. . . Seal kit, SK1034
3	039315	1	. Relief valve, 1DR30-P-40S (CT11)
4	035218	1	. Solenoid valve, 571N-4 (CT19)
	036921	2	. . Coil, C16DM24/21 UN-D
	034993	1	. . . Seal kit, SK1034
5	035210	1	. Solenoid valve, S242HN (CT7)
	036922	1	. . Coil, C16DM24/22 UN-D
	034996	1	. . . Seal kit, SK974
6	034992	1	. Solenoid valve, 570N (CT2)
	036921	2	. . Coil, C16DM24/21 UN-D
	034993	1	. . . Seal kit, SK1034
7	034982	1	. Solenoid valve, S202N (CT9)
	036924	1	. . Coil, C13DM24/14 UN-D
	034993	1	. . . Seal kit, SK1034
8	034994	1	. Solenoid valve, S271N (CT3)
	036922	1	. . Coil, C16DM24/22 UN-D
	034996	1	. . . Seal kit, SK974
9	034982	1	. Solenoid valve, S202N (CT9)
	036924	1	. . Coil, C13DM24/14 UN-D
	034993	1	. . . Seal kit, SK1034
10	034979	1	. Solenoid valve, S502N (CT6)
	036921	2	. . Coil, C16DM24/21 UN-D
	034993	1	. . . Seal kit, SK1034
11	039316	1	. Solenoid valve, proportional, PFR2-4AN (CT12)
	036921	2	. . Coil, C16DM24/21 UN-D
	034993	1	. . . Seal kit, SK1034
12	034997	1	. Sequence valve, 1PSC30-F-20S (CT8)
13	035217	1	. M6 Jet (1.0 Orifice) AXP14067-100 (CT18)
14	034997	1	. Sequence valve, 1PSC30-F-20S (CT4)
15	034990	1	. Check valve, 4CK30-1S-3 (CT1)

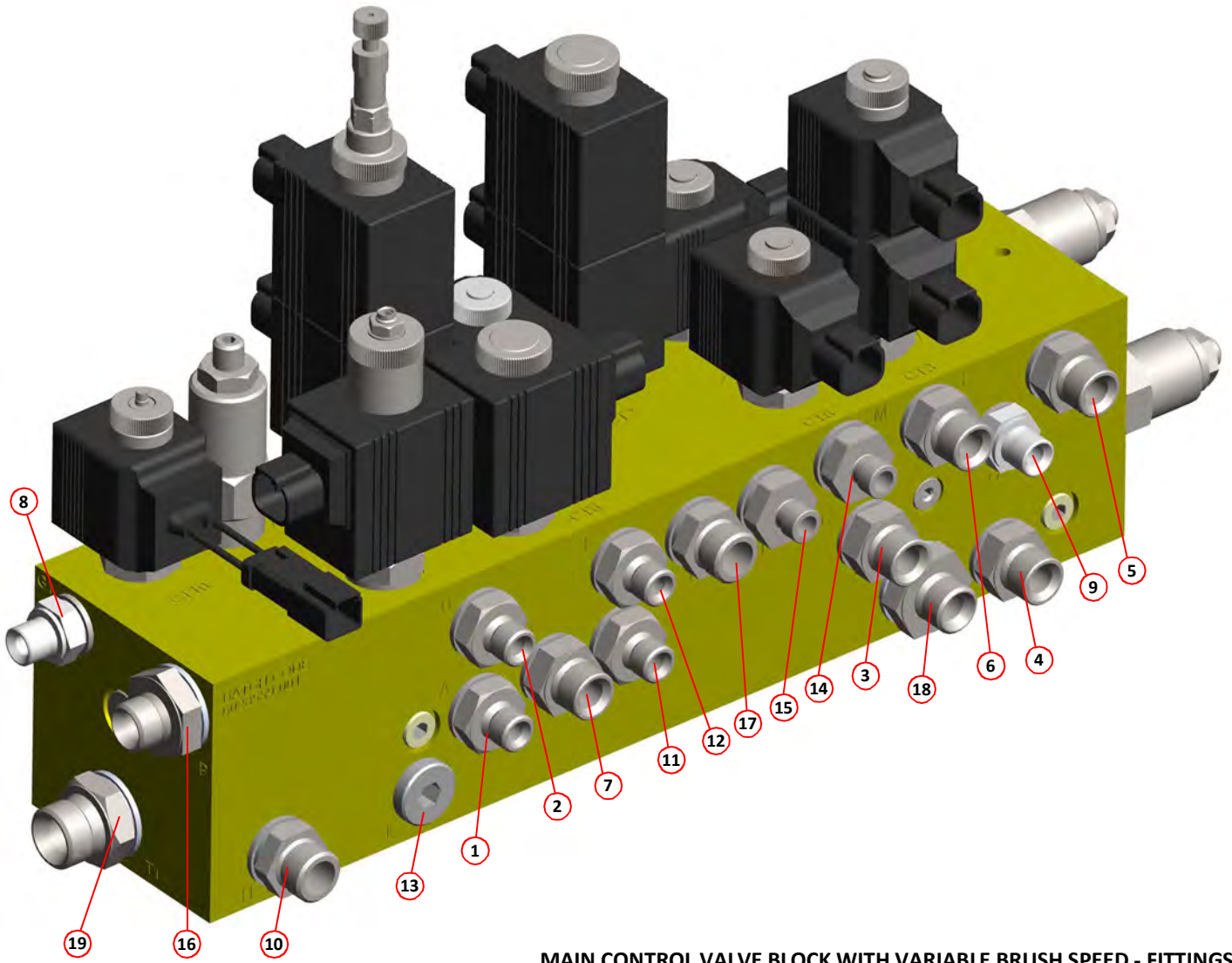
**Notes:-**

- \* This is a fully populated valve block. Please contact the Scarab Parts Department quoting your machine's serial number and model for variations of this block depending on the options fitted to your sweeper.



**MAIN CONTROL VALVE BLOCK WITH VARIABLE BRUSH SPEED**

Item	Part Number	Quantity	Description
<b>Valve Block - Main Control, Variable Brush Speed, Fittings</b>			
1	011199	1	. Adaptor, M/M, $\frac{3}{8}$ " x $\frac{1}{4}$ " BSP (PORT A)
	011153	1	. . Seal, Dowty, $\frac{3}{8}$ " BSP
2	011199	1	. Adaptor, M/M, $\frac{3}{8}$ " x $\frac{1}{4}$ " BSP (PORT B)
	011153	1	. . Seal, Dowty, $\frac{3}{8}$ " BSP
3	011159	1	. Adaptor, M/M, $\frac{3}{8}$ " BSP (PORT C)
	011153	1	. . Seal, Dowty, $\frac{3}{8}$ " BSP
4	011159	1	. Adaptor, M/M, $\frac{3}{8}$ " BSP (PORT D)
	011153	1	. . Seal, Dowty, $\frac{3}{8}$ " BSP
5	011159	1	. Adaptor, M/M, $\frac{3}{8}$ " BSP (PORT E)
	011153	1	. . Seal, Dowty, $\frac{3}{8}$ " BSP
6	011159	1	. Adaptor, M/M, $\frac{3}{8}$ " BSP (PORT F)
	011153	1	. . Seal, Dowty, $\frac{3}{8}$ " BSP
7	011159	1	. Adaptor, M/M, $\frac{3}{8}$ " BSP (PORT G)
	011153	1	. . Seal, Dowty, $\frac{3}{8}$ " BSP
8	011158	1	. . Adaptor, M/M, $\frac{1}{4}$ " BSP (PORT G1)
	011152	1	. . Seal, Dowty, $\frac{1}{4}$ " BSP
	011169	1	. . . Elbow, swivel, F/F, $\frac{1}{4}$ " BSP
	002014	1	. . . . Adaptor, M/F, $\frac{1}{4}$ " BSP
	002104	1	. . . . . Gauge, pressure, 0-250 Bar
9	020902	1	. Stud, male, 6L x $\frac{1}{4}$ " BSP (PORT G2)
	011152	1	. . Seal, Dowty, $\frac{1}{4}$ " BSP
10	011159	1	. Adaptor, M/M, $\frac{3}{8}$ " BSP (PORT H)
	011153	1	. . Seal, Dowty, $\frac{3}{8}$ " BSP
11	011199	1	. Adaptor, M/M, $\frac{3}{8}$ " x $\frac{1}{4}$ " BSP (PORT J)
	011153	1	. . Seal, Dowty, $\frac{3}{8}$ " BSP
12	011199	1	. Adaptor, M/M, $\frac{3}{8}$ " x $\frac{1}{4}$ " BSP (PORT K)
	011153	1	. . Seal, Dowty, $\frac{3}{8}$ " BSP
13	035242	1	. Plug, VSR, $\frac{3}{8}$ " BSP (870VSR13) (PORT L)
14	025160	1	. Stud, male, $\frac{3}{8}$ " BSP x 6mm pipe (PORT M)
	011153	1	. . Seal, Dowty, $\frac{3}{8}$ " BSP
15	025160	1	. Stud, male, $\frac{3}{8}$ " BSP x 6mm Pipe (PORT N)
	011153	1	. . Seal, Dowty, $\frac{3}{8}$ " BSP
16	011167	1	. Adaptor, M/M, $\frac{1}{2}$ " x $\frac{3}{8}$ " BSP (PORT P)
	011153	1	. . Seal, Dowty, $\frac{1}{2}$ " BSP
17	020903	1	. Stud, male, 12 x $\frac{3}{8}$ " BSP (PORT Q)
	011153	1	. . Seal, Dowty, $\frac{3}{8}$ " BSP
18	011167	1	. Adaptor, M/M, $\frac{1}{2}$ " x $\frac{3}{8}$ " BSP (PORT T)
	011153	1	. . Seal, Dowty, $\frac{1}{2}$ " BSP
19	011160	1	. Adaptor, M/M, $\frac{1}{2}$ " BSP (PORT T1)
	011153	1	. . Seal, Dowty, $\frac{1}{2}$ " BSP
	011234	1	. . . Elbow, $\frac{1}{2}$ " BSP to $\frac{5}{8}$ " Hose



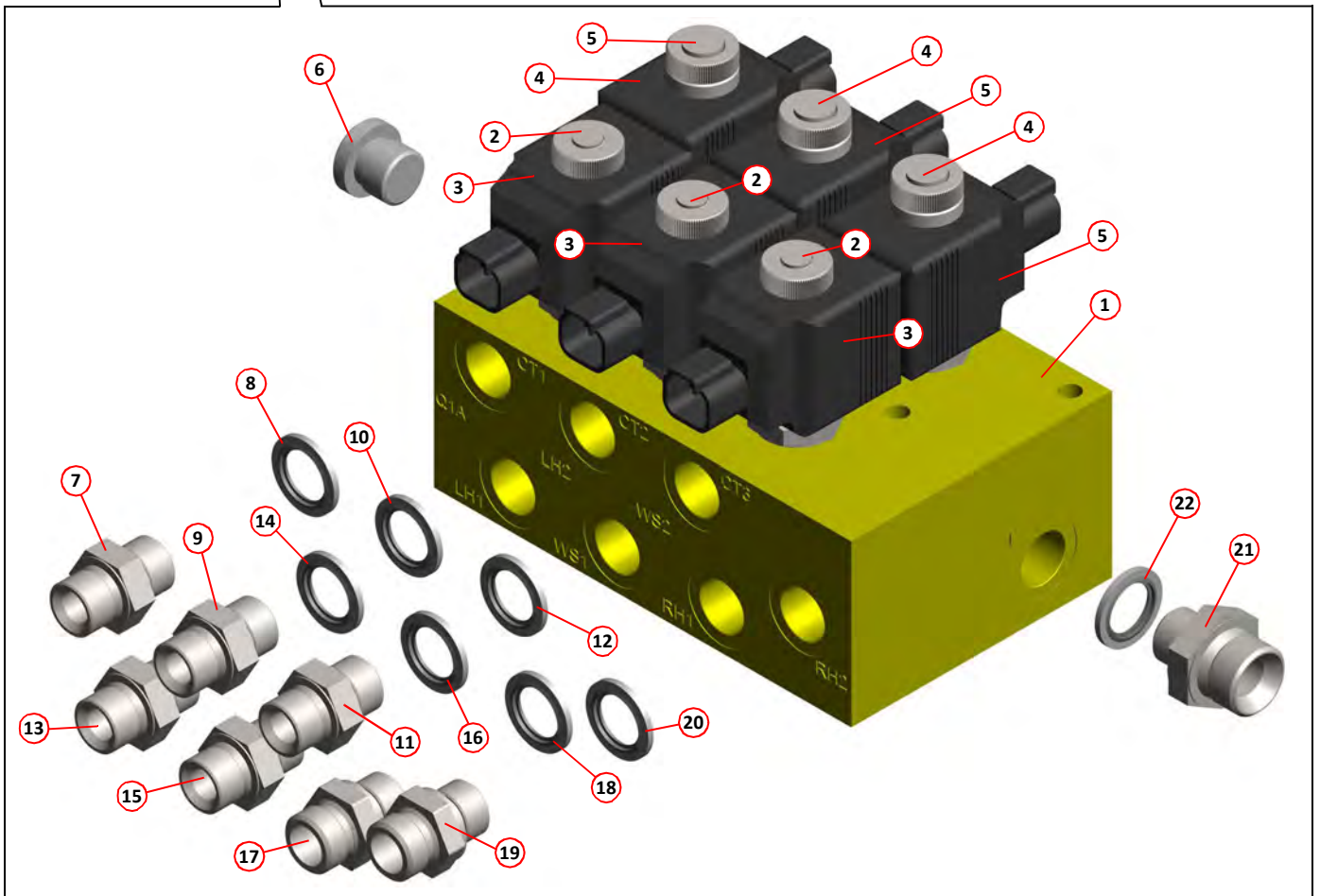
**MAIN CONTROL VALVE BLOCK WITH VARIABLE BRUSH SPEED - FITTINGS**

Item	Part Number	Quantity	Description
<b>Valve Block - Brush Control</b>			
1	*	1	Valve block, brush control . . . . . Page 202
2	034982	3	Valve, solenoid, S202N
3	036924	3	Coil, 24 V, C13DM24/14 UN-D
NI	034984	3	Seal kit, SK1043
4	034985	3	Valve, solenoid, S203N
5	036924	3	Coil, 24 V, C13DM24/14 UN-D
NI	034984	3	Seal kit, SK1043
6	035242	1	Plug, $\frac{3}{8}$ " BSP, (PORT Q1B)
7	020903	1	Stud, male, $\frac{5}{8}$ " BSP x 12mm pipe (PORT Q1A)
8	011153	1	Seal, Dowty, $\frac{3}{8}$ " BSP
9	020903	1	Stud, male, $\frac{5}{8}$ " BSP x 12mm pipe (PORT LH2)
10	011153	1	Seal, Dowty, $\frac{3}{8}$ " BSP
11	020903	1	Stud, male, $\frac{5}{8}$ " BSP x 12mm pipe (PORT WS2)
12	011153	1	Seal, Dowty, $\frac{3}{8}$ " BSP
13	020903	1	Stud, male, $\frac{5}{8}$ " BSP x 12mm pipe (PORT LH1)
14	011153	1	Seal, Dowty, $\frac{3}{8}$ " BSP
15	020903	1	Stud, male, $\frac{5}{8}$ " BSP x 12mm pipe (PORT WS1)
16	011153	1	Seal, Dowty, $\frac{3}{8}$ " BSP
17	020903	1	Stud, male, $\frac{5}{8}$ " BSP x 12mm pipe (PORT RH1)
18	011153	1	Seal, Dowty, $\frac{3}{8}$ " BSP
19	020903	1	Stud, male, $\frac{5}{8}$ " BSP x 12mm pipe (PORT RH2)
20	011153	1	Seal, Dowty, $\frac{3}{8}$ " BSP
21	020903	1	Stud, male, $\frac{5}{8}$ " BSP x 12mm pipe (PORT T)
22	011153	1	Seal, Dowty, $\frac{3}{8}$ " BSP

**Notes:-**

\* When ordering please contact the Scarab Part Department with your model and serial number.



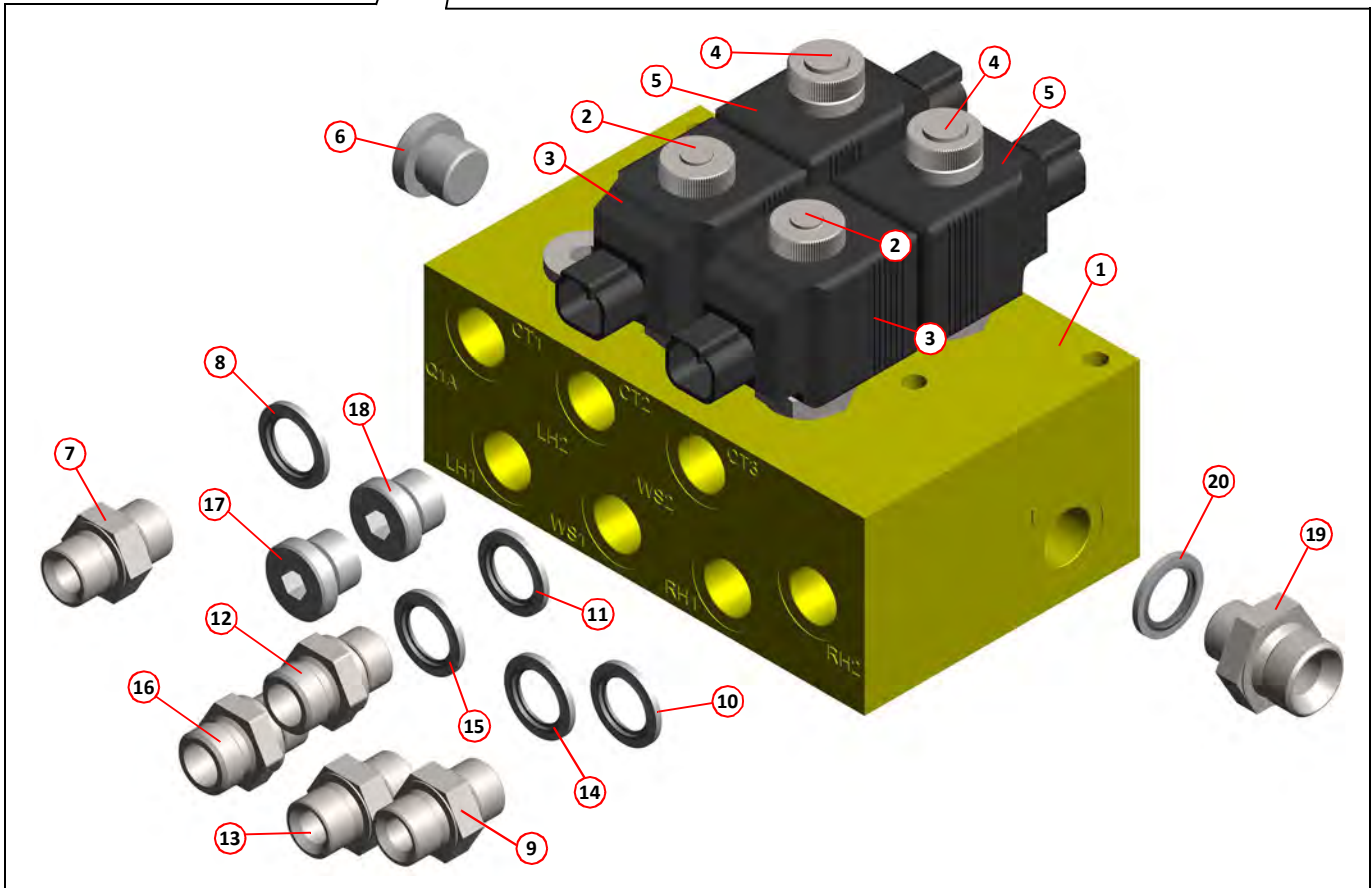



**BRUSH CONTROL VALVE BLOCK**

Item	Part Number	Quantity	Description
<b>Valve Block - Options</b>			
1	*	1	Valve block, options
2	034982	2	. Valve, solenoid, S202N
3	036924	2	. . Coil, 24 V, C13DM24/14 UN-D
NI	034984	2	. Seal kit, SK1043
4	034985	2	. Valve, solenoid, S203N
5	036924	2	. Coil, 24 V, C13DM24/14 UN-D
NI	034984	2	. . Seal kit, SK1043
6	035242	1	. Plug, $\frac{3}{8}$ " BSP, (PORT Q1B)
7	020903	1	. Stud, male, $\frac{3}{8}$ " BSP x 12mm pipe ( <b>PORT Q1A</b> )
8	011153	1	. . Seal, Dowty, $\frac{3}{8}$ " BSP
9	020903	1	. Stud, male, $\frac{3}{8}$ " BSP x 12mm pipe ( <b>PORT RH2</b> )
10	011153	1	. . Seal, Dowty, $\frac{3}{8}$ " BSP
11	020903	1	. Stud, male, $\frac{3}{8}$ " BSP x 12mm pipe ( <b>PORT WS2</b> )
12	011153	1	. . Seal, Dowty, $\frac{3}{8}$ " BSP
13	020903	1	. Stud, male, $\frac{3}{8}$ " BSP x 12mm pipe ( <b>PORT RH1</b> )
14	011153	1	. . Seal, Dowty, $\frac{3}{8}$ " BSP
15	020903	1	. Stud, male, $\frac{3}{8}$ " BSP x 12mm pipe ( <b>PORT WS1</b> )
16	011153	1	. . Seal, Dowty, $\frac{3}{8}$ " BSP
17	020903	1	. Plug, $\frac{3}{8}$ " BSP ( <b>PORT LH1</b> )
18	020903	1	. Plug, $\frac{3}{8}$ " BSP ( <b>PORT LH2</b> )
19	020903	1	. Stud, male, $\frac{3}{8}$ " BSP x 12mm pipe ( <b>PORT T</b> )
20	011153	1	. . Seal, Dowty, $\frac{3}{8}$ " BSP

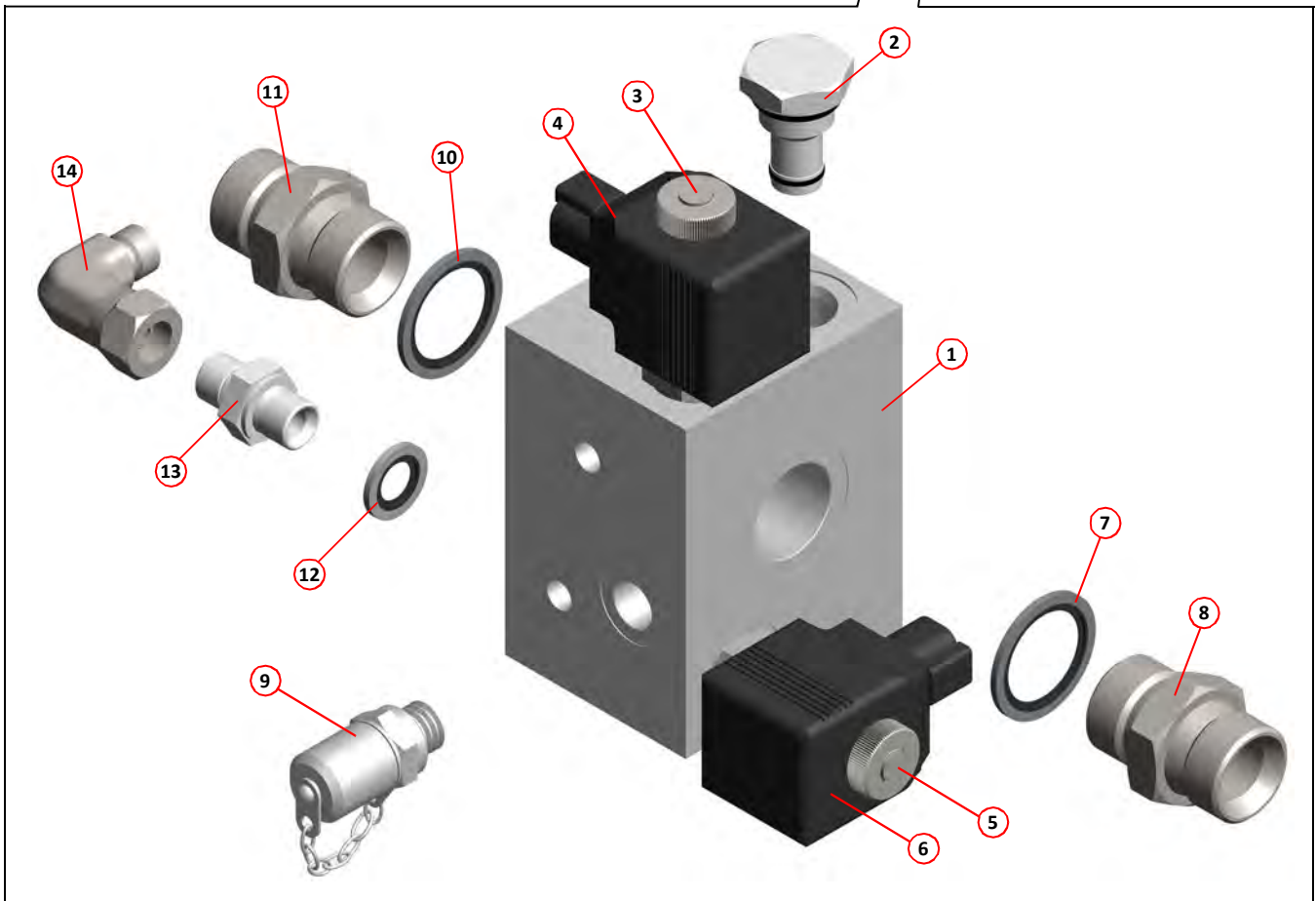

**Notes:-**

- \* When ordering please contact the Scarab Part Department with your model and serial number.  
The above items listed are for machines without options fitted.  
When options are fitted **Ports RH1 & RH2** are used, therefore these fitting will vary, also **Ports CT3 & CT6** will be fitted with the appropriate solenoid assemblies.



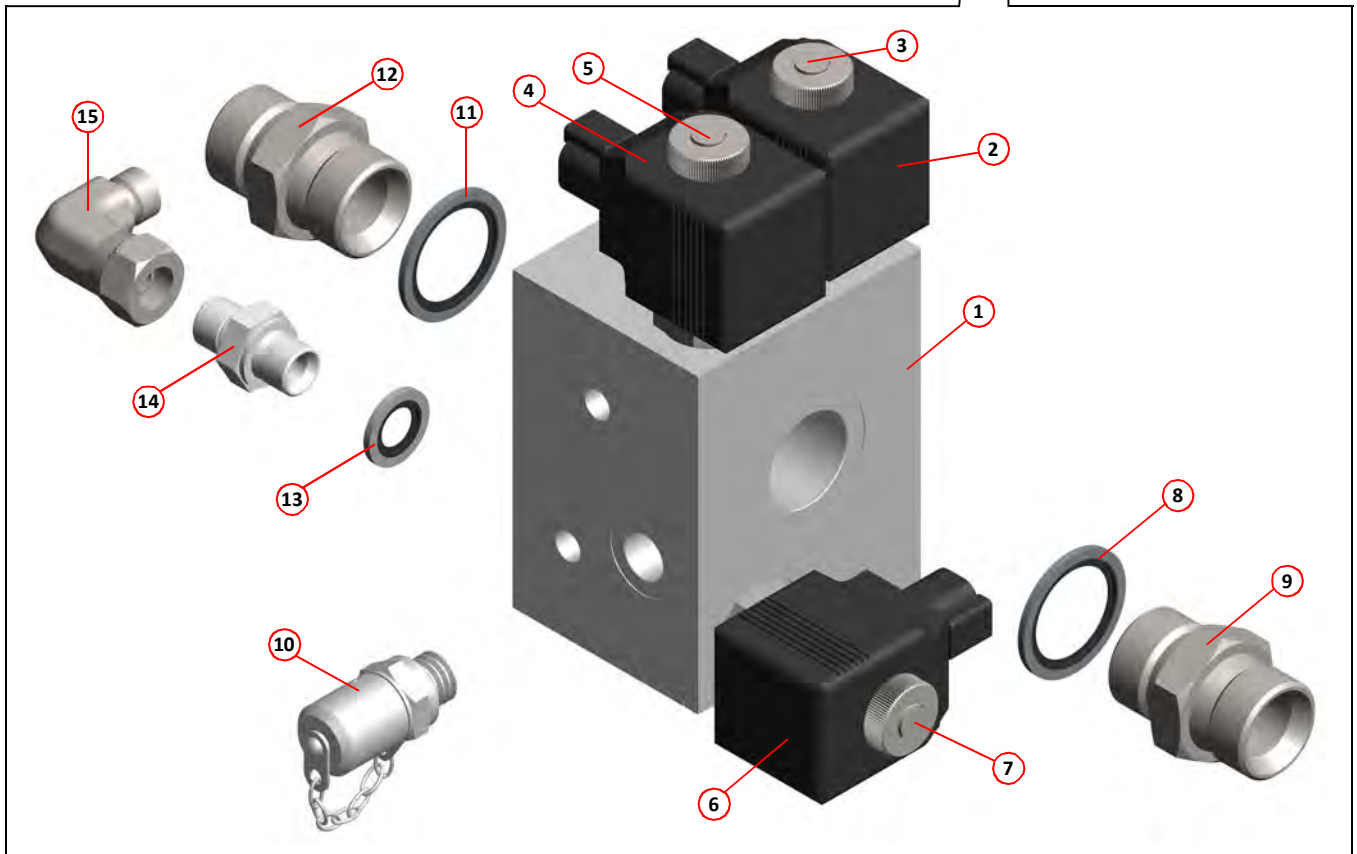

OPTIONS BLOCK

Item	Part Number	Quantity	Description
			<b>Valve Block - 2 Speed Suction Fan Boost</b>
1	036972	1	Valve Block. MR45183 (complete with items, 2,3,4,5,6)
2	035948	1	Plug
3	034982	1	Valve, solenoid, S202N
4	036924	1	Coil, 24 V, C13DM24/14 UN-D
NI	034984	1	Seal kit, SK1043
5	034982	1	Valve, solenoid, S202N
6	036924	1	Coil, 24 V, C13DM24/14 UN-D
NI	034984	1	Seal kit, SK1043
7	011155	1	Seal, Dowty, $\frac{3}{4}$ " BSP
8	011161	1	Adaptor, M/M, $\frac{3}{4}$ " BSP
9	013036	1	Test point, $\frac{1}{4}$ " BSP
10	011155	1	Seal, Dowty, $\frac{3}{4}$ " BSP
11	011161	1	Adaptor, M/M, $\frac{3}{4}$ " BSP
12	011152	1	Seal, Dowty, $\frac{1}{4}$ "
13	011158	1	Adaptor, M/M, $\frac{1}{4}$ " BSP
14	011171	1	Elbow, swivel, M/F, $\frac{1}{4}$ " BSP



VALVE BLOCK - 2 SPEED SUCTION FAN BOOST

Item	Part Number	Quantity	Description
<b>Valve Block - 3 Speed Suction Fan Boost</b>			
1	036974	1	Valve Block. MR45183 (complete with items, 2,3,4,5,6,7)
2	034982	1	Valve, solenoid, S202N
3	036924	1	Coil, 24 V, C13DM24/14 UN-D
NI	034984	1	Seal kit, SK1043
4	034982	1	Valve, solenoid, S202N
5	036924	1	Coil, 24 V, C13DM24/14 UN-D
NI	034984	1	Seal kit, SK1043
6	034982	1	Valve, solenoid, S202N
7	036924	1	Coil, 24 V, C13DM24/14 UN-D
NI	034984	1	Seal kit, SK1043
8	011155	1	Seal, Dowty, $\frac{3}{4}$ " BSP
9	011161	1	Adaptor, M/M, $\frac{3}{4}$ " BSP
10	013036	1	Test point, $\frac{1}{4}$ " BSP
11	011155	1	Seal, Dowty, $\frac{3}{4}$ " BSP
12	011161	1	Adaptor, M/M, $\frac{3}{4}$ " BSP
13	011152	1	Seal, Dowty, $\frac{1}{4}$ " BSP
14	011158	1	Adaptor, M/M, $\frac{1}{4}$ " BSP
15	011171	1	Elbow, swivel, M/F, $\frac{1}{4}$ " BSP



VALVE BLOCK - 3 SPEED SUCTION FAN BOOST

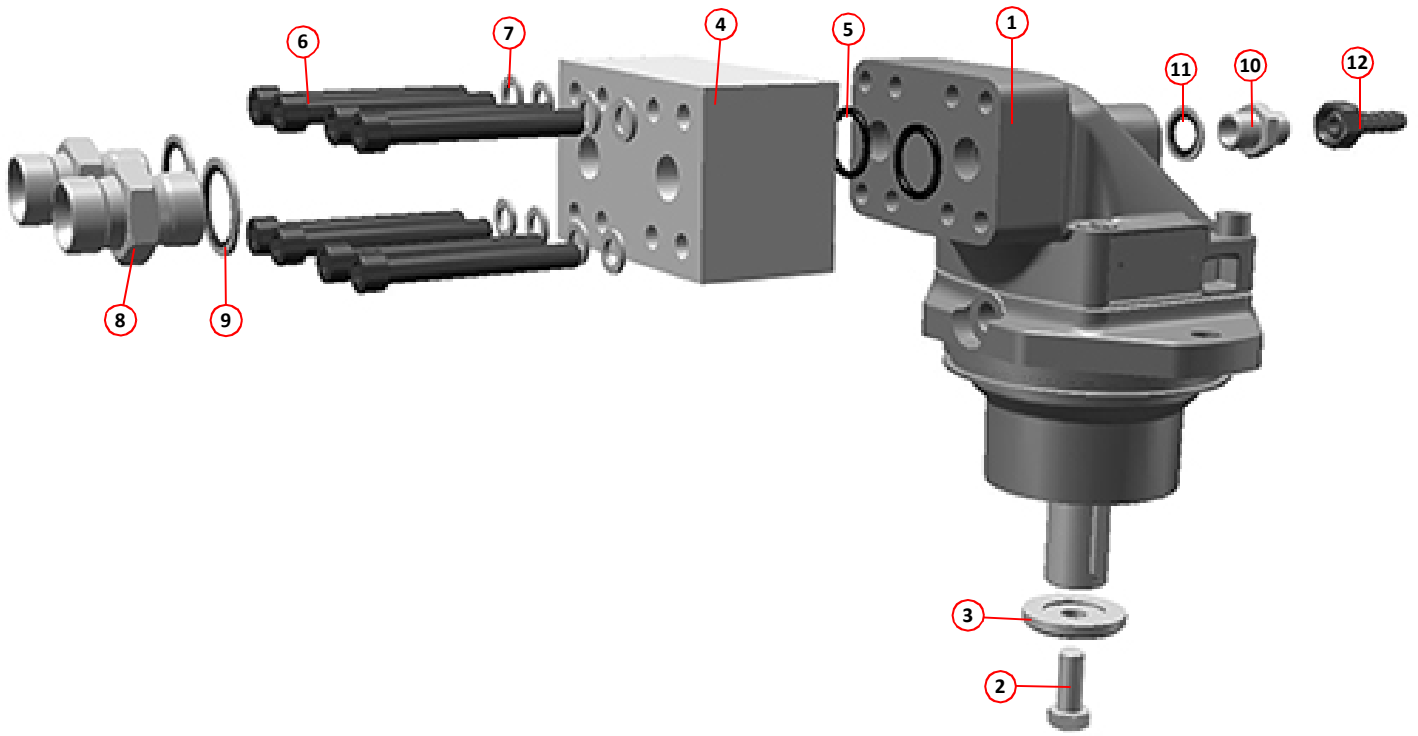
Item	Part Number	Quantity	Description
<b>Suction Fan Motor and Associated Parts</b>			
1	024641	1	Hydraulic motor ..... Page 60,204
NI	000343	2	. Bolt, socket cap, M14 x 50mm
NI	011127	2	. . Nut, M14, Nyloc
2	011052	1	Fan mounting bolt, M12 x 30mm
3	024791	1	Cap washer VOAC motor
4	035967	1	Valve block assembly
5	013523	2	O-ring, $\varnothing$ 25mm ID
6	000048	8	Screw, socket cap head, M10 x 80mm
7	011095	8	Spring washer, M10
8	011151	2	Adaptor, M/M, $\frac{3}{4}$ BSP
9	011155	2	Seal, Dowty, $\frac{3}{4}$ BSP
10	011248	1	Adaptor, M18 x $\frac{3}{8}$ BSP
11	011247	1	Seal, Dowty, M18
12	010921	1	Hose tail, $\frac{3}{8}$ BSP nut x $\frac{3}{8}$ " hose
NI	025184	1	Speed sensor

Item	Part Number	Quantity	Description
<b>Suction Fan Pump</b>			
1	023620	1	Fan pump, A10V045 ..... Page 20,186,188,204
NI	014217	1	. DFR valve
	011053	2	. Setscrew, M12 x 35mm
	011097	4	. Spring washer, 12mm
	014552*	1	. Seal kit, comprising:
		1	. . O-Ring, $\varnothing$ 167mm
		4	. . O-Ring, $\varnothing$ 15mm
		3	. . O-Ring, $\varnothing$ 7.65mm
		1	. . O-Ring, $\varnothing$ 9.25mm
		2	. . O-Ring, $\varnothing$ 14mm
		1	. . O-Ring, $\varnothing$ 31.47mm
		1	. . Shaft seal (V-Ring)
		1	. . Circlip
		6	. . Seal, Dowty
NI	033710	1	. Pump to flywheel adaptor kit

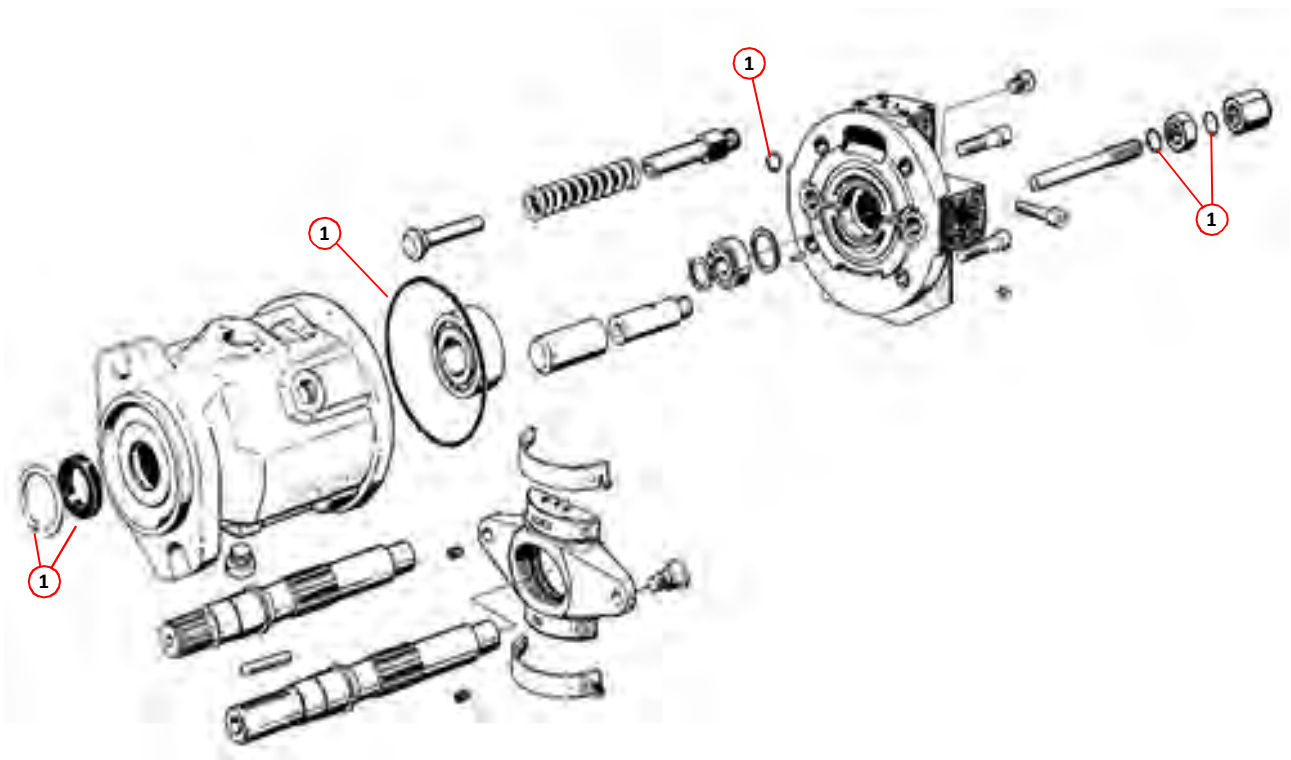
**Notes:-**

\* Some items in the seal kit are intended for use in the pump's control valve - not illustrated.





**SUCTION FAN MOTOR**





**SUCTION FAN PUMP**

Item	Part Number	Quantity	Description
<b>Gear Pump Arrangements</b>			
1	024590	1	Double gear pump - complete assembly (shown) ..... Page 20,198
	031970	1	. Gear pump 23cc/23cc, double
NI	027865*	1	. Gear pump 27cc/23cc, double
NI	030629	1	. . Seal kit, gear pump, double
1	024589	1	Single gear pump - complete assembly ..... Page 20,198
	031971	1	Gear pump 23cc, single
NI	028496*	1	Gear pump 27cc, single
NI	030628	1	. Seal kit, gear pump, single
2	023620	1	Pump, suction fan, A10V045 .....Page 20,184,204
3	026335	AR	Adaptor block
NI	013517	AR	. Seal, O-Ring
	000096	AR	. . Screw, cap head, M8 x 40mm
4	011151	AR	. Adaptor, M/M, $\frac{3}{4}$ " BSP
NI	011155	AR	. . Seal, Dowty, $\frac{3}{4}$ " BSP
5	002079	AR	. . Elbow, $\frac{3}{4}$ " BSP x 1" hose
6	011231	1	Elbow, flanged, 1" hose
NI	014828	AR	. Clamp, worm drive, high torque, $\varnothing$ 25mm-40mm
7	011230	2	. Flange, split clamp
	011108	4	. . Screw, socket cap head, $\frac{1}{2}$ " UNC x $1\frac{1}{2}$ "
8	014217	1	DFR valve
9	011234	1	Elbow, $\frac{1}{2}$ " BSP x $\frac{5}{8}$ " hose
NI	011160	1	. Adaptor, M/M, $\frac{1}{2}$ " BSP
NI	011154	AR	. . Seal, Dowty, $\frac{1}{2}$ " BSP
NI	010518	1	. . Clamp, worm drive, $\varnothing$ 18mm-25mm
10	011176	AR	Elbow, M/F, $\frac{1}{2}$ " BSP
Ni	011160	AR	. Adaptor, M/M, $\frac{1}{2}$ " BSP
11	024537	AR	Valve, flow control
	000056	AR	. . Bolt, M8 x 120mm
	011092	AR	. . Washer, M8
12	011172	AR	. . Elbow, M/F, $\frac{3}{8}$ " BSP
	011167	AR	. Adaptor, M/M, $\frac{1}{2}$ " x $\frac{3}{8}$ " BSP
13	011196	1	Elbow, M/F, $\frac{3}{4}$ " BSP

**Notes:-**

- \* Used when a 75lpm high pressure water pump is fitted.


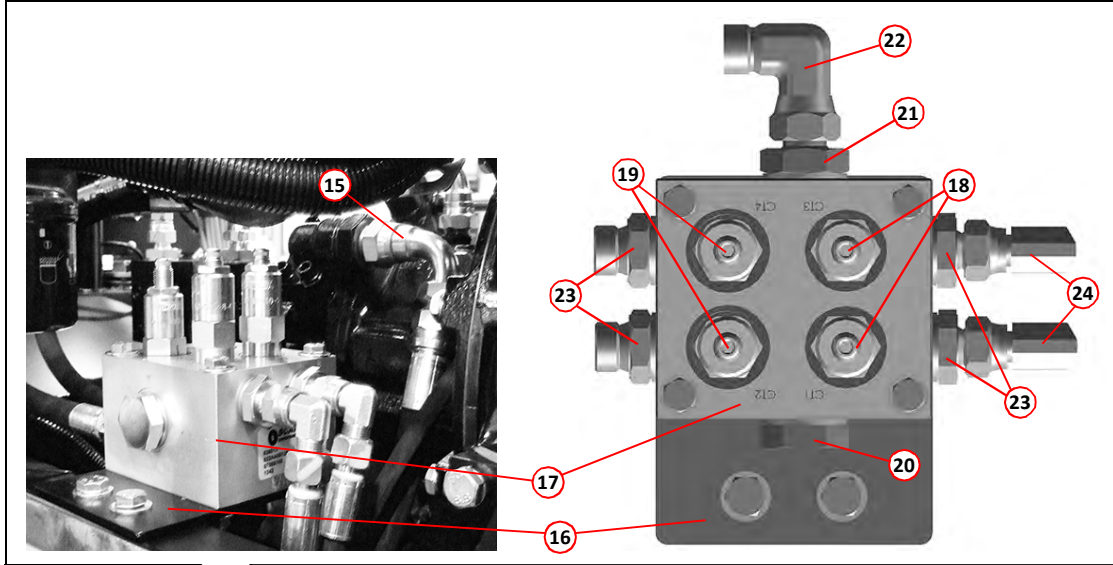


**GEAR PUMP ARRANGEMENTS**

Item	Part Number	Quantity	Description
<b>Gear Pump Arrangement With Remote Mounted Flow Control</b>			
1	024590	1	Double gear pump - complete assembly (shown) . . . . . Page 20,198
	031970	1	. Gear pump 23cc/23cc, double
NI	027865*	1	. Gear pump 27cc/23cc, double
NI	030629	1	. . Seal kit, gear pump 23cc, double
1	024589	1	Single gear pump - complete assembly . . . . . Page 20,198
NI	031971	1	Gear pump 23cc, single
NI	028496*	1	Gear pump 27cc, single
NI	030628	1	. Seal kit, gear pump 23cc, single
2	023620	1	Pump, suction fan, A10V045 . . . . .Page 20,184,204
3	026335	AR	Adaptor block
NI	013517	AR	. Seal, O-Ring
	000096	AR	. . Screw, cap head, M8 x 40mm
4	011151	AR	. Adaptor, M/M, $\frac{3}{4}$ " BSP
NI	011155	AR	. . Seal, Dowty, $\frac{3}{4}$ " BSP
5	002079	AR	. . Elbow, $\frac{3}{4}$ " BSP x 1" hose
6	011231	1	Elbow, flanged, 1" hose
NI	014828	AR	. Clamp, worm drive, high torque, $\varnothing$ 25mm-40mm
7	011230	2	. Flange, split clamp
	011108	4	. . Screw, socket cap head, $\frac{1}{2}$ " UNC x $1\frac{1}{2}$ "
8	014217	1	DFR valve
9	011234	1	Elbow, $\frac{1}{2}$ " BSP x $\frac{5}{8}$ " hose
NI	011160	1	. Adaptor, M/M, $\frac{1}{2}$ " BSP
NI	011154	AR	. . Seal, Dowty, $\frac{1}{2}$ " BSP
NI	010518	1	. . Clamp, worm drive, $\varnothing$ 18mm-25mm
10	026335	AR	Adaptor block
NI	013517	AR	. Seal, O-Ring
	000096	AR	. . Screw, cap head, M8 x 40mm
11	011166	AR	. Adaptor, M/M, $\frac{3}{4}$ " BSP x $\frac{1}{2}$ " BSP
NI	011155	AR	. . Seal, Dowty, $\frac{3}{4}$ " BSP
12	011173	AR	. . . Elbow, M/F, $\frac{1}{2}$ " BSP
13	010970	AR	. . . . Hose, $\frac{1}{2}$ " BSP x 460mm long, straight ends
14	010971	AR	. . . . Hose, $\frac{1}{2}$ " BSP x 560mm long, straight ends
15	011196	1	Elbow, M/F, $\frac{3}{4}$ " BSP
16	039953	1	Mounting bracket
	011038	2	. Setscrew, M10 x 80mm
	011094	4	. . Washer, M10
	011075	2	. . . Nut, M10, Nyloc
NI	038512	1	. Flow control block (single), includes flow regulator and relief valve
17	038513	1	. Flow control block (double), includes flow regulators and relief valves
	011020	4	. . Bolt, M8 x 100mm
	011092	8	. . . Washer, M8
	011073	4	. . . . Nut, M8, Nyloc
18	040288	AR	. . Flow regulator
19	039063	AR	. . Relief valve
20	011244	1	. . Plug, $\frac{3}{4}$ " BSP
NI	011155	1	. . . Seal, Dowty, $\frac{3}{4}$ " BSP
21	011166	1	. . Adaptor, M/M, $\frac{3}{4}$ " BSP x $\frac{1}{2}$ " BSP
NI	011155	1	. . . Seal, Dowty, $\frac{3}{4}$ " BSP
22	011173	AR	. . . . Elbow, M/F, $\frac{1}{2}$ " BSP
23	011160	AR	. . Adaptor, M/M, $\frac{1}{2}$ " BSP
NI	011154	AR	. . . Seal, Dowty, $\frac{1}{2}$ " BSP
24	011172	AR	. . . . Elbow, $\frac{1}{2}$ " BSP
NI	039061	2	. . Plug, hollow, $\frac{1}{4}$ " SAE

**Notes:-**

\* Used when a 75lpm high pressure water pump is fitted.



**GEAR PUMP ARRANGEMENT WITH REMOTE MOUNTED FLOW CONTROL**

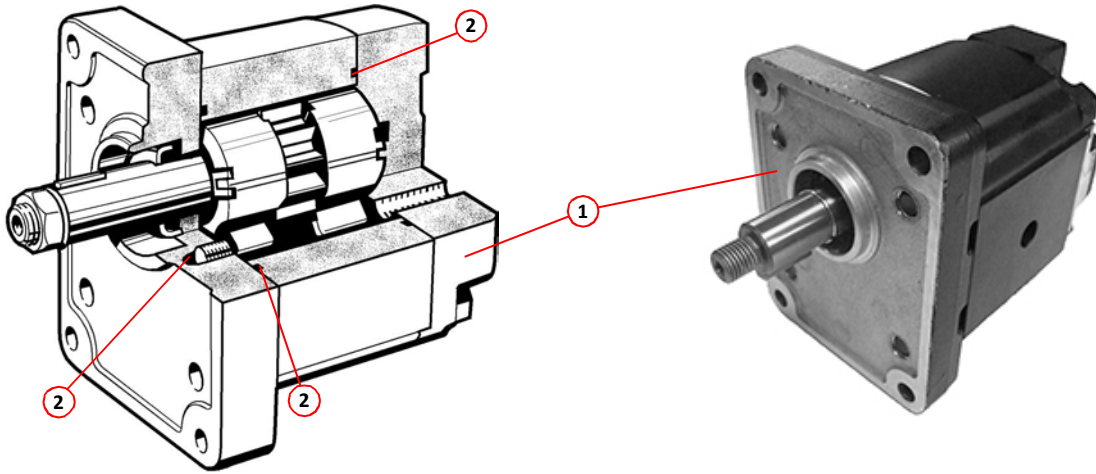
Item	Part Number	Quantity	Description
<b>Motor - 30 Litre High Pressure Water Pump</b>			
1	025373	1	Motor, hydraulic, 19cc ..... Page 146,206
	000020	4	. Setscrew, M6 x 30mm
	011090	8	. Washer, M6
	011071	4	. Nut, M6, Nyloc
2	025469	1	. Seal kit

Item	Part Number	Quantity	Description
<b>Motor - Low Pressure Water Pump</b>			
<b>Motor - 42 Litre High Pressure Water Pump</b>			
1	013527	1	Motor, hydraulic, ..... Page 150,206
	011069	2	. Setscrew, M12 x 40mm
	011077	2	. Nut, M12, Nyloc
2	*	1	. Seal kit
		1	. . Dust seal, shaft
		1	. . KBADH-Ring
		1	. . O-Ring
		3	. . O-Ring
		7	. . Plain washer
		1	. . Plain washer

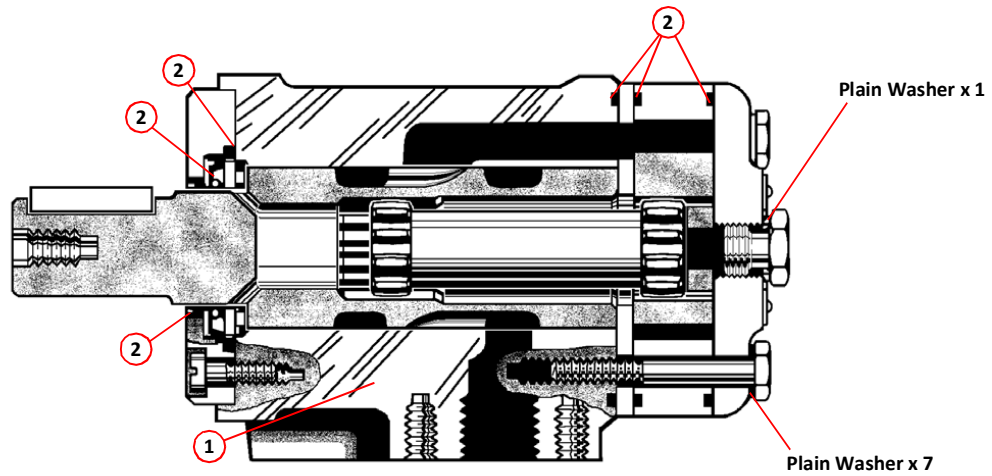
Item	Part Number	Quantity	Description
<b>Motor - 75 Litre High Pressure Water Pump</b>			
1	027866	1	Motor, hydraulic ..... Page 154,206
	011034	4	. Setscrew, M10 x 40mm
	011075	4	. Nut, hM10, Nyloc
2	*	1	. Seal kit

**Notes:-**

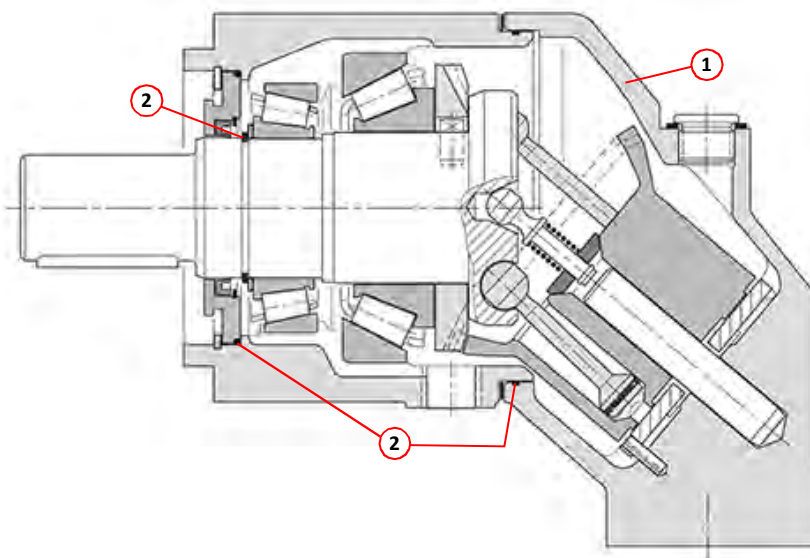
\* Please contact Scarab Parts Department before ordering.



**HYDRAULIC MOTOR - 30 LITRE H-P WATER PUMP**



**HYDRAULIC MOTOR - L-P WATER PUMP & 42 LITRE H-P WATER PUMP**



**HYDRAULIC MOTOR - 75 LITRE H-P WATER PUMP**

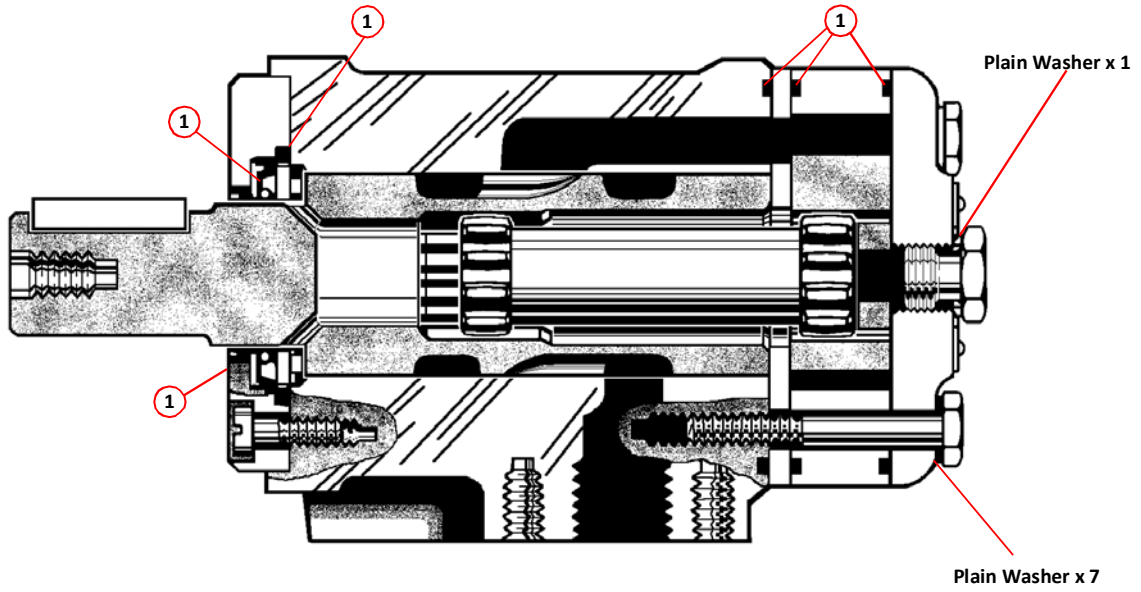
<i>Item</i>	<i>Part Number</i>	<i>Quantity</i>	<i>Description</i>
			<b>Motor - Brush Drive</b>
	010566	1	Motor, hydraulic, wide sweep . . . . . Page 76,202
	010749	1	Motor, hydraulic, side/front brush . . . . . Page 70,202
1	*	1	. Seal kit
	011053	2	. Setscrew, M12 x 35mm
	011069	2	. Setscrew, M12 x 40mm
	011077	2	. Nut, M12, Nyloc

<i>Item</i>	<i>Part Number</i>	<i>Quantity</i>	<i>Description</i>
			<b>Two Stage Hopper Lift Ram Assembly</b>
1	024249**	1	Hopper lift ram, dual stage . . . . . Page 200
2	027785	1	. Seal kit
NI	028178**	1	. Check valve, (Integrated ICEB30F)
NI	028177***	1	. Check valve, (Sterling)
3	011159	1	. Adaptor, M/M, $\frac{3}{8}$ " BSP
NI	11153	1	. . Seal, Dowty, $\frac{3}{8}$ " BSP
4	012881	1	. Bearing, spherical

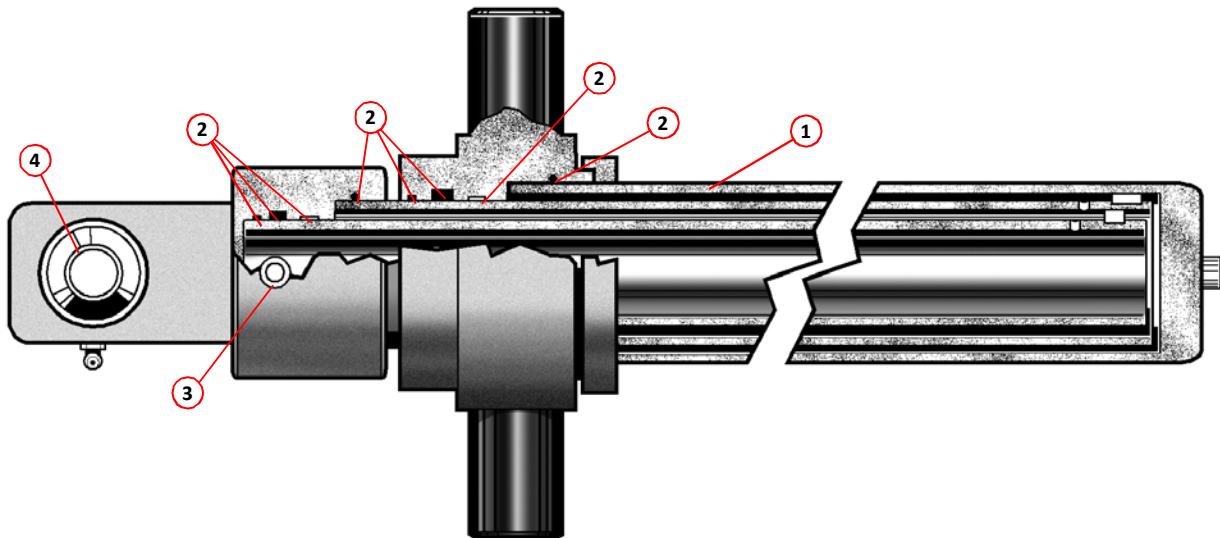
**Notes:-**

- \* Please contact Scarab Parts Department before ordering.
- \*\* To determine which check valve is fitted to the dual stage lift ram, please check the batch number stamped on the ram.  
Rams stamped with 42013 use 028177 Sterling check valve.  
Rams stamped with 42014 or higher use 028178 Integrated check valve.





HYDRAULIC MOTOR - WIDE SWEEP, FRONT & SIDE BRUSHES,




TWO STAGE HOPPER LIFT RAM ASSEMBLY


Item	Part Number	Quantity	Description
<b>Brush Lift, Nozzle Tilt &amp; Wide Sweep Slewing Hydraulic Ram Assembly</b>			
1	024539	1	. Ram, brush lift ..... Page 70,202
1	024539	1	. Ram, nozzle tilt ..... Page 84,204
1	024539	1	. Ram, wide sweep slewing ..... Page 80,202
2	012539	1	. . Restrictor, M/M, No. 5 White, $\frac{1}{4}$ " BSP
3	011152	1	. . Seal, Dowty $\frac{1}{4}$ " BSP
4	014473	1	. . Bellows
NI	011629	1	. . Seal kit, ram

Item	Part Number	Quantity	Description
<b>Hopper Rear Door Open/Close Hydraulic Ram Assembly</b>			
1	022511	1	Hopper rear-door open/close ram ..... Page 56,200
2	011171	2	. Elbow, swivel, $\frac{1}{4}$ " BSP
3	011158	2	. Adaptor, M/M, $\frac{1}{4}$ " BSP
4	011152	2	. Seal, Dowty, $\frac{1}{4}$ " BSP
5	028178	1	. Check valve
NI	022777	1	. Seal kit, hydraulic ram

Item	Part Number	Quantity	Description
<b>Hopper Rear Door Locking Hydraulic Ram Assembly</b>			
1	022350	1	Hopper rear-door locking ram ..... Page 58,200
2	002017	2	. . Elbow, Banjo, M/M, $\frac{1}{4}$ " BSP
3	011152	4	. . . Seal, Dowty, $\frac{1}{4}$ " BSP
NI	022776	1	. . Seal kit, hydraulic ram
4	020291	1	. Clevis, M10 x 1.25 pitch
NI	026163	1	. . Pin, clevis
NI	026164	1	. . Clip, clevis fixing



BRUSH LIFT, NOZZLE TILT & WIDE SWEEP SLEWING - HYDRAULIC BRUSH RAM ASSEMBLY



HOPPER REAR DOOR OPEN/CLOSE HYDRAULIC RAM ASSEMBLY



HOPPER REAR DOOR LOCKING HYDRAULIC RAM ASSEMBLY


Item	Part Number	Quantity	Description
<b>Auxiliary Hand Pump</b>			
1	023006	1	Hand pump ..... Page 200
NI	038657	1	. Handle, hand pump
2	038257	1	. . Bracket, mounting, hand pump, R/H
NI	038256	1	. . Bracket, mounting, hand pump, L/H
3	011001	4	. . . Setscrew, M6 x 16mm
	011071	4	. . . . Nut, M6, Nyloc
4	000221	3	. . Bolt, M6 x 70mm
	011090	6	. . . Washer, M6
	011071	3	. . . . Nut, M6, Nyloc
	011153	2	. Washer, Dowty, $\frac{3}{8}$ " BSP
5	011199	2	. . Adaptor, M/M, $\frac{3}{8}$ " BSP x $\frac{1}{4}$ " BSP
6	011172	2	. . . Elbow, swivel, M/F, $\frac{3}{8}$ " BSP x $\frac{3}{8}$ " BSP

Item	Part Number	Quantity	Description
<b>High Pressure Hydraulic Filter(s)</b>			
1	025103*	2	Filter assembly, includes element ..... Page 198
NI	025104	1	. Element, filter
2	011167	4	. Adaptor, M/M, $\frac{1}{2}$ " x $\frac{3}{8}$ " BSP
3	011154	4	. . Seal, Dowty, $\frac{1}{2}$ " BSP
4	011172	2	. . Elbow, M/F, $\frac{3}{8}$ " BSP
NI	011011	4	. . Setscrew, M8 x 25mm
NI	011093	4	. . Spring washer, 8mm
5	011829	2	Valve, non-return
6	011153	2	. Seal, Dowty, $\frac{3}{8}$ " BSP
7	011172	2	. . Adaptor, M/M, $\frac{3}{8}$ " BSP


Item	Part Number	Quantity	Description
<b>Suction Nozzle Variable Tilt Valve Block Arrangement</b>			
1	021001	1	Valve block, normally closed, solenoid ..... Page 204
2	034982	1	. . Valve spool, solenoid
3	022504	1	. . Coil, 24 Volt
4	011158	1	. . Adaptor, $\frac{1}{4}$ " BSP x $\frac{1}{4}$ " BSP
NI	011150	3	. . . Seal, Dowty, $\frac{1}{4}$ " BSP
5	011169	1	. . . Elbow, swivel, F/F, $\frac{1}{4}$ " BSP
6	010922	1	. . Hose tail, $\frac{1}{4}$ " BSP x $\frac{3}{8}$ "
7	011158	1	. . Adaptor, $\frac{1}{4}$ " BSP x $\frac{1}{4}$ " BSP
8	020037	1	. Valve block, solenoid
9	021752	1	. . Valve spool, solenoid
10	021754	1	. . Coil, 24 Volt
11	011199	1	. . Adaptor, $\frac{3}{8}$ " BSP x $\frac{1}{4}$ " BSP
NI	011153	1	. . . Seal, Dowty, $\frac{3}{8}$ " BSP
12	011171	1	. . . Elbow, swivel, M/F, $\frac{1}{4}$ " BSP
13	011158	1	. . Adaptor, $\frac{1}{4}$ " BSP x $\frac{1}{4}$ " BSP
14	002005	1	. Tee fitting, F/F/F, $\frac{1}{4}$ " BSP

**Notes:-**


\* Only one filter attached to Gear Pump 1 and associated parts may be fitted depending on options.



**AUXILIARY HAND PUMP**



**HIGH PRESSURE HYDRAULIC FILTER(S)**

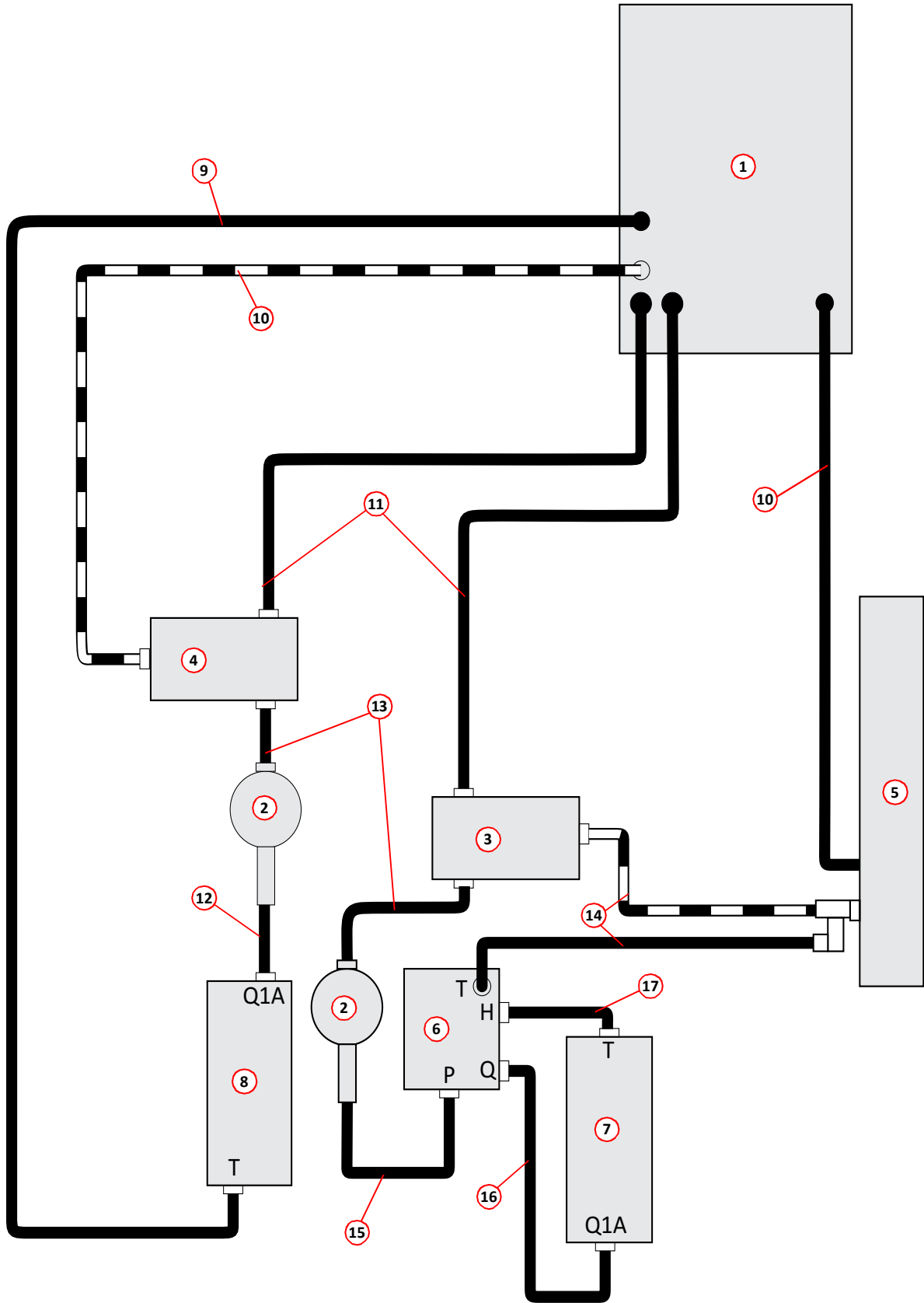


**SUCTION NOZZLE VARIABLE TILT VALVE BLOCK ARRANGEMENT**

Item	Part Number	Quantity	Description
<b>Gear Pump and Valve Block Hydraulic Circuit</b>			
1		1	Tank, hydraulic oil ..... Page 164
2	*	2	Filter, high pressure ..... Page 196
3		1	Gear pump 1 ..... Page 186,188
4		1	Gear pump 2 ..... Page 186,188
5		1	Oil cooler/radiator ..... Page 162
6		1	Valve block, main hydraulic ..... Page 168,172
7		1	Valve block, sweep control ..... Page 176
8		1	Valve block, options ..... Page 178
9	001247	1	Hose, $\frac{3}{8}$ " BSP x 1230mm, straight & banjo ends
10	011000	AR	Hose, rubber pipe, $\frac{5}{8}$ " bore
11	014827	AR	Hose, rubber pipe, 1" bore (red line)
NI	014828	AR	. Clamp, worm drive, high torque, $\varnothing$ 25mm-40mm
12	011330	1	Hose, $\frac{3}{8}$ " BSP x 1620mm, straight ends
13	011307	2	Hose, $\frac{3}{8}$ " BSP x 1300mm, straight ends
14	001242	2	Hose, $\frac{3}{8}$ " BSP x 1750mm, straight ends
15	011310	1	Hose, $\frac{3}{8}$ " BSP x 300mm, straight ends
16	036433	1	Pipe, steel, 12mm, <b>6.2 model</b>
16	034346	1	Pipe, steel, 12mm, <b>7.2 &amp; 8.2 models</b>
17	036434	1	Pipe, steel, 12mm, <b>6.2 model</b>
17	034359	1	Pipe, steel, 12mm, <b>7.2 &amp; 8.2 models</b>
NI	010517	AR	. Clamp, worm-drive, $\varnothing$ 18mm-25mm

**Notes:-**

\* Only one filter attached to Gear Pump 1 and associated parts may be fitted depending on options.

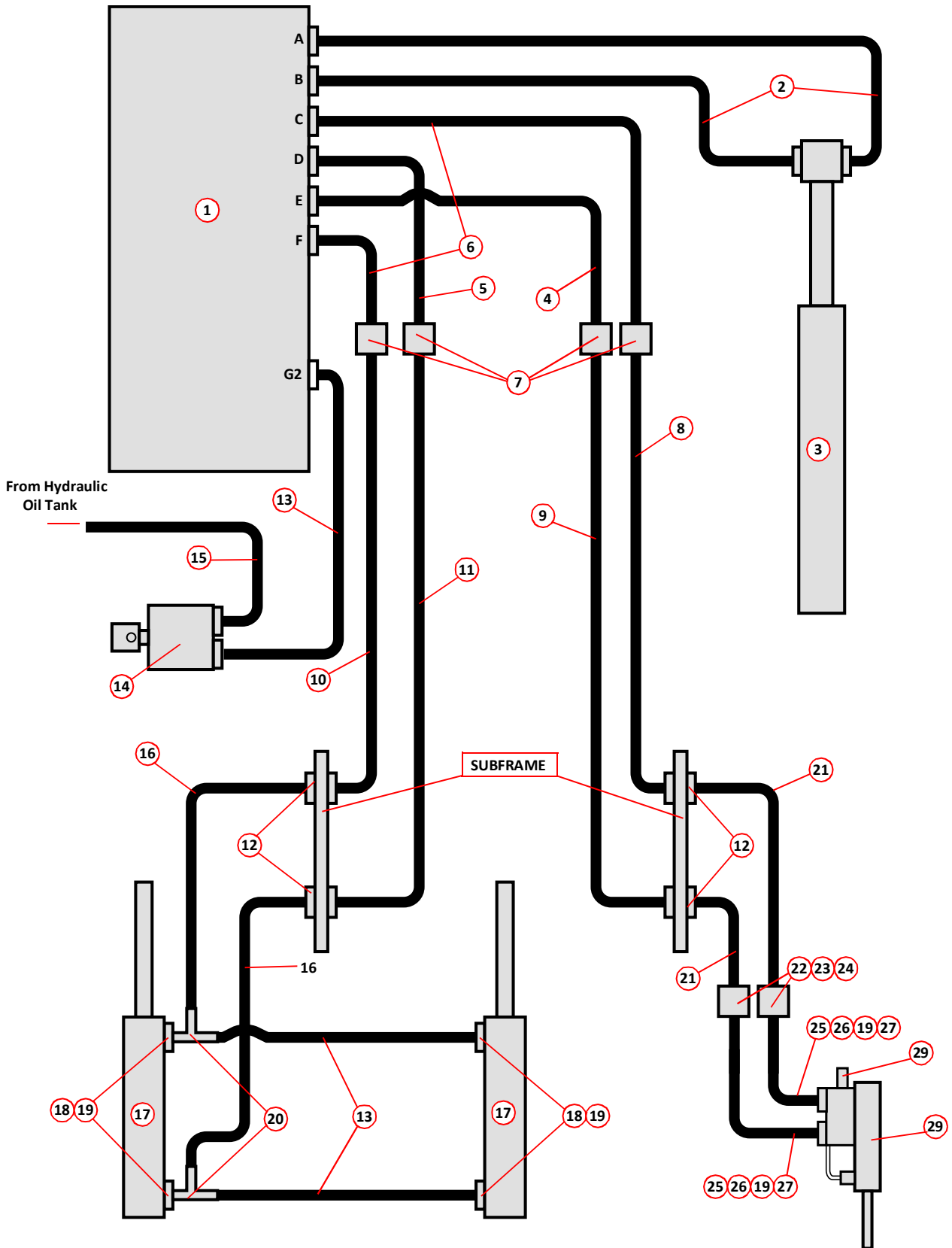


	Suction/High Pressure
	Case Drain
	Return Pressure
	Pilot Pressure

GEAR PUMP & VALVE BLOCK HYDRAULIC CIRCUIT

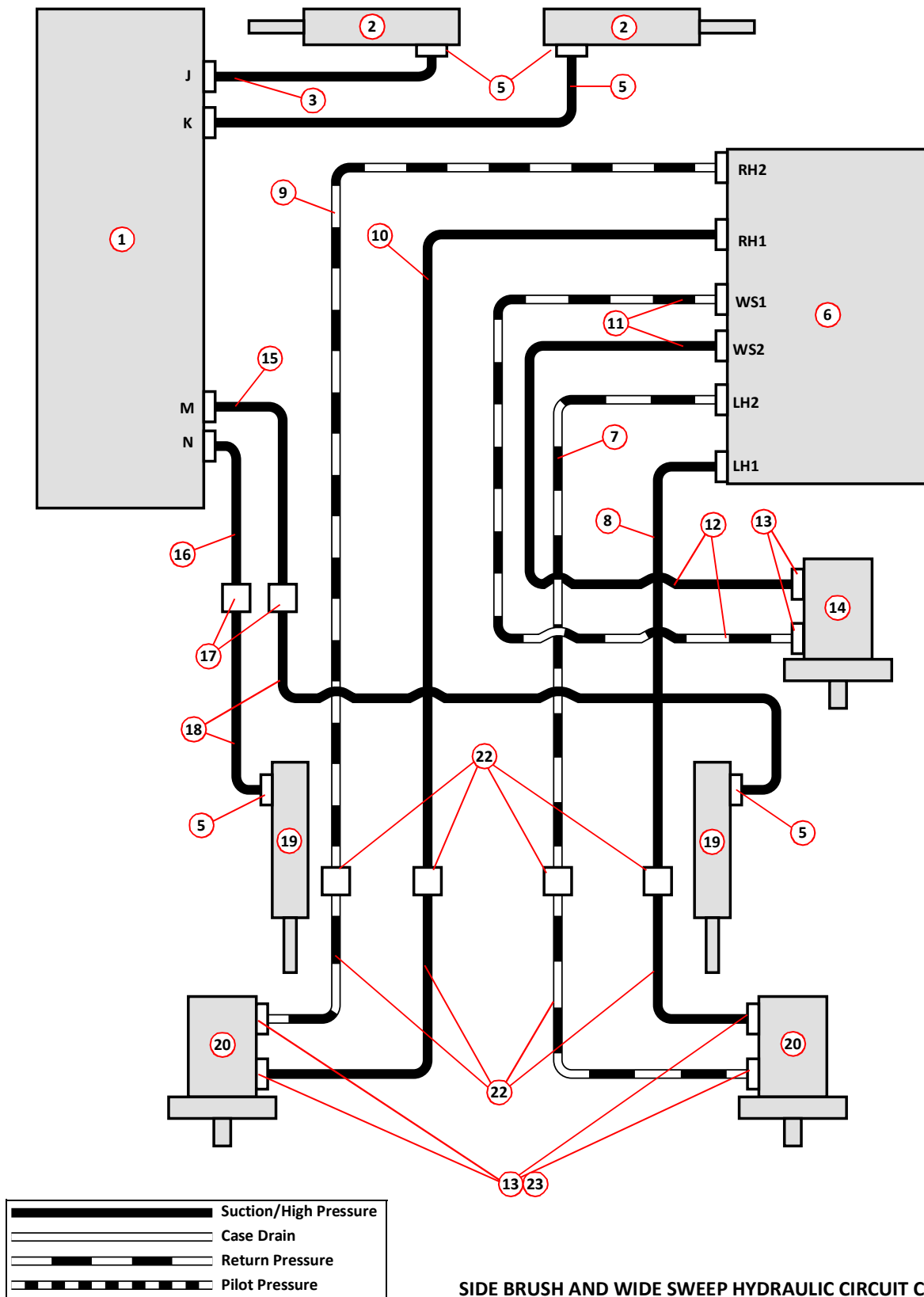
Item	Part Number	Quantity	Description
<b>Hopper &amp; Door Hydraulic Circuit Components</b>			
1		1	Valve block, main hydraulic . . . . . Page 168,172
2	010987	2	. Hose, $\frac{1}{4}$ " BSP x 1660mm, straight ends, <b>6.2 model</b>
2	010985	2	. Hose, $\frac{1}{4}$ " BSP x 2150mm, straight ends, <b>7.2 &amp; 8.2 models</b>
3	024249	1	Ram, hydraulic, two stage, hopper lift . . . . . Page 192
4	011307	1	. Hose, rubber, $\frac{3}{8}$ " BSP x 1300mm, straight ends, <b>6.2 model</b>
4	011311	1	. Hose, rubber, $\frac{3}{8}$ " BSP x 1100mm, straight ends, <b>7.2 &amp; 8.2 models</b>
5	001224	1	. Hose, rubber, $\frac{3}{8}$ " BSP x 1250mm, straight ends, <b>6.2 model</b>
5	011311	1	. Hose, rubber, $\frac{3}{8}$ " BSP x 1100mm, straight ends, <b>7.2 &amp; 8.2 models</b>
6	001247	2	. Hose, rubber, $\frac{3}{8}$ " BSP x 1200mm, straight ends, <b>6.2 model</b>
6	011311	1	. Hose, rubber, $\frac{3}{8}$ " BSP x 1100mm, straight ends, <b>7.2 &amp; 8.2 models</b>
7	020903	4	. . Stud, $\frac{3}{8}$ " BSP x 12mm pipe
8	034352	1	. . Pipe, steel, 12mm, <b>6.2 model</b>
8	035789	1	. . Pipe, steel, 12mm, <b>7.2 &amp; 8.2 models</b>
9	034349	1	. . Pipe, steel, 12mm, <b>6.2 model</b>
9	035788	1	. . Pipe, steel, 12mm, <b>7.2 &amp; 8.2 models</b>
10	034351	1	. . Pipe, steel, 12mm, <b>6.2 model</b>
10	035787	1	. . Pipe, steel, 12mm, <b>7.2 &amp; 8.2 models</b>
11	034350	1	. . Pipe, steel, 12mm, <b>6.2 model</b>
11	035786	1	. . Pipe, steel, 12mm, <b>7.2 &amp; 8.2 models</b>
12	032773	4	. . Bulkhead adaptor, M12 x 6mm pipe
13	010987	1	Hose, $\frac{1}{4}$ " BSP x 1660mm, straight ends
14	023006	1	. Hand pump
15	011344	1	. Hose, $\frac{3}{8}$ " x 2100mm, straight ends
16	001060	2	. Hose, $\frac{1}{4}$ " BSP x 1020mm, straight & 90° ends
17	022350	2	Ram, hydraulic, rear door locking . . . . . Page 194
18	002017	4	. . Elbow, Banjo, $\frac{1}{4}$ " BSP
19	011152	4	. . Seal, Dowty $\frac{1}{4}$ " BSP
20	011206	2	. . Tee, M/F/F, $\frac{1}{4}$ " BSP
21	001061	2	. Hose, rubber, $\frac{1}{4}$ " BSP x 4100mm
22	011171	4	. . Elbow, M/F, $\frac{1}{4}$ " BSP
23	011269	2	. . Bulkhead adaptor, $\frac{1}{4}$ " BSP
24	000277	4	. . Washer, M12
25	011317	2	. Hose, $\frac{1}{4}$ " BSP x 295mm, straight ends
26	011158	2	. . Adaptor, $\frac{1}{4}$ " BSP
27	011171	2	. . Elbow, swivel, $\frac{1}{4}$ " BSP
28	022511	1	Ram, hydraulic, door open/close . . . . . Page 194
29	024844	1	. Valve, check





HOPPER & DOOR HYDRAULIC CIRCUIT COMPONENTS

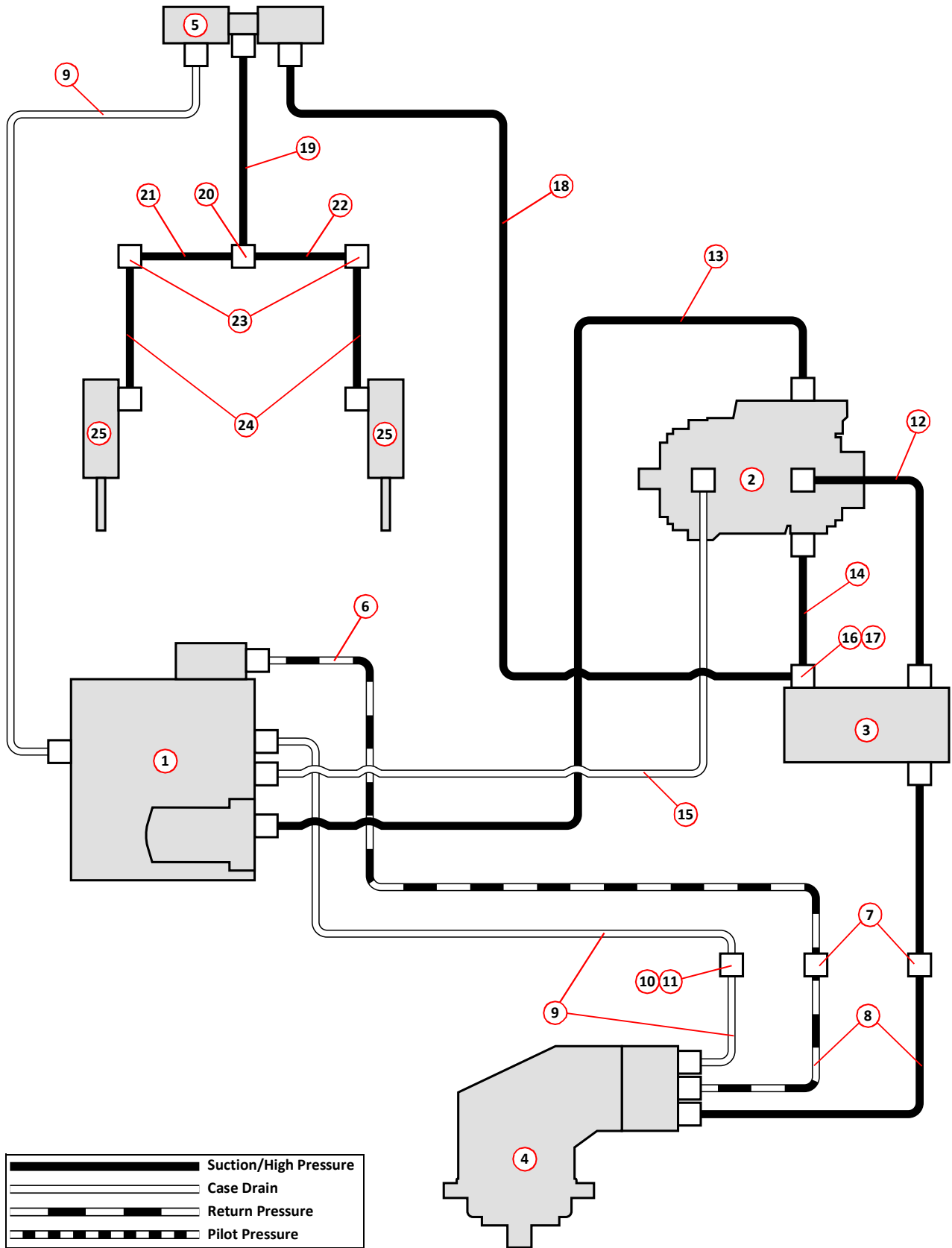
Item	Part Number	Quantity	Description
<b>Side Brush and Wide Sweep Hydraulic Circuit</b>			
1		1	Valve block, main hydraulic . . . . . Page 168,172
2		2	Ram, hydraulic, wide sweep slew . . . . . Page 194
3	011328	1	. . Hose, $\frac{1}{4}$ " BSP x 1780mm, straight ends
4	010985	1	. . Hose, $\frac{1}{4}$ " BSP x 2150mm, straight ends
5	012539	4	. . . Adaptor, M/M, (white restrictor), $\frac{1}{4}$ " BSP
NI	011152	4	. . . . Seal, Dowty, $\frac{1}{4}$ " BSP
6		1	Valve block, brush control . . . . . Page 176
7	034348	1	. . Pipe, Steel, 12mm, <b>6.2 model</b>
7	035794	1	. . Pipe, Steel, 12mm, <b>7.2 model</b>
7	036648	1	. . Pipe, Steel, 12mm, <b>8.2 model</b>
8	034347	1	. . Pipe, Steel, 12mm, <b>6.2 model</b>
8	035793	1	. . Pipe, Steel, 12mm, <b>7.2 model</b>
8	036647	1	. . Pipe, Steel, 12mm, <b>8.2 model</b>
9	034356	1	. . Pipe, Steel, 12mm, <b>6.2 model</b>
9	035792	1	. . Pipe, Steel, 12mm, <b>7.2 model</b>
9	035972	1	. . Pipe, steel, 12mm, <b>8.2 model</b>
10	034355	1	. . Pipe, Steel, 12mm, <b>6.2 model</b>
10	035791	1	. . Pipe, Steel, 12mm, <b>7.2 model</b>
10	035971	1	. . Pipe, steel, 12mm, <b>8.2 model</b>
11	031484	2	. . Pipe, steel, 12mm
12	001017	2	. . Hose, $\frac{3}{8}$ " BSP x 1000mm, straight ends
13	011167	6	. . . Adaptor, M/M, $\frac{1}{2}$ " x $\frac{3}{8}$ " BSP
14	010566	1	Motor, hydraulic, wide sweep brush . . . . . Page 192
15	034358	1	. Pipe, Steel, 6mm, <b>6.2 model</b>
16	035790	1	. Pipe, Steel, 6mm, <b>7.2 model</b>
15	035970	1	. Pipe, Steel, 6mm, <b>8.2 model</b>
16	034357	1	. Pipe, Steel, 6mm, <b>6.2 model</b>
16	035795	1	. Pipe, Steel, 6mm, <b>7.2 model</b>
16	036649	1	. Pipe, steel, 6mm, <b>8.2 model</b>
17	002014	2	. . Stud, $\frac{1}{4}$ " BSP x 6mm pipe
18	011323	2	. Hose, $\frac{1}{4}$ " x 1020mm, straight ends
19	024539	2	Ram, hydraulic, side brush lift . . . . . Page 194
20	010749	2	Motor, hydraulic, side brush . . . . . Page 192
21	011307	4	. Hose, $\frac{3}{8}$ " BSP x 1300mm long,
22	020903	4	. Stud, $\frac{3}{8}$ " BSP x 12mm pipe
23	011172	4	. Elbow, M/F, $\frac{3}{8}$ " BSP



Item	Part Number	Quantity	Description
<b>Suction Fan and Suction Nozzle Variable Tilt Hydraulic Circuit</b>			
1		1	Tank, hydraulic oil . . . . . Page 164
2		1	Pump, hydraulic, suction fan . . . . . Page 184
3		1	Valve, fan boost . . . . . Page 180,182
4		1	Motor, hydraulic, suction fan . . . . . Page 60,184
5		1	Valve, variable nozzle tilt . . . . . Page 196
6	001236	2	. Hose, $\frac{3}{4}$ " BSP x 3600mm, straight ends
7	002148	2	. . Elbow, M/M, $\frac{3}{4}$ " BSP
8	001150	2	. Hose, $\frac{3}{4}$ " BSP x 2800mm, straight ends
9	010958	AR	. . Hose, rubber pipe, $\frac{3}{8}$ " bore
10	013333	1	. Connector, hose $\frac{3}{8}$ "
11	010516	2	. . Hose clamp, worm drive
12	001215	1	. Hose, $\frac{3}{4}$ " BSP x 1830mm, straight ends
13	011000	AR	. Hose, rubber pipe, $\frac{5}{8}$ " bore
14	010985	1	. Hose, $\frac{1}{4}$ " BSP x 2150mm, straight ends
15	014827	AR	. Hose, rubber pipe, 1" bore (red line)
16	002005	1	. . Tee, M/M/F, $\frac{1}{4}$ " BSP
17	011171	2	. . Elbow, M/F, $\frac{1}{4}$ " BSP
18	*	1	. Hose, rubber, $\frac{1}{4}$ " BSP
19	*	1	. Pipe, steel 6mm
20	002085	1	. . Tee, 6mm pipe
21	*	1	. Pipe, steel, 6mm
22	*	1	. Pipe, steel, 6mm
23	020902	2	. . Stud, $\frac{1}{4}$ " BSP x 6mm pipe
24	010988	2	. Hose, $\frac{1}{4}$ " BSP x 1473mm, straight ends
25		2	Ram, hydraulic, suction nozzle tilt . . . . . Page 194

**Notes:-**

\* Please contact Scarab Parts Department regarding these items.

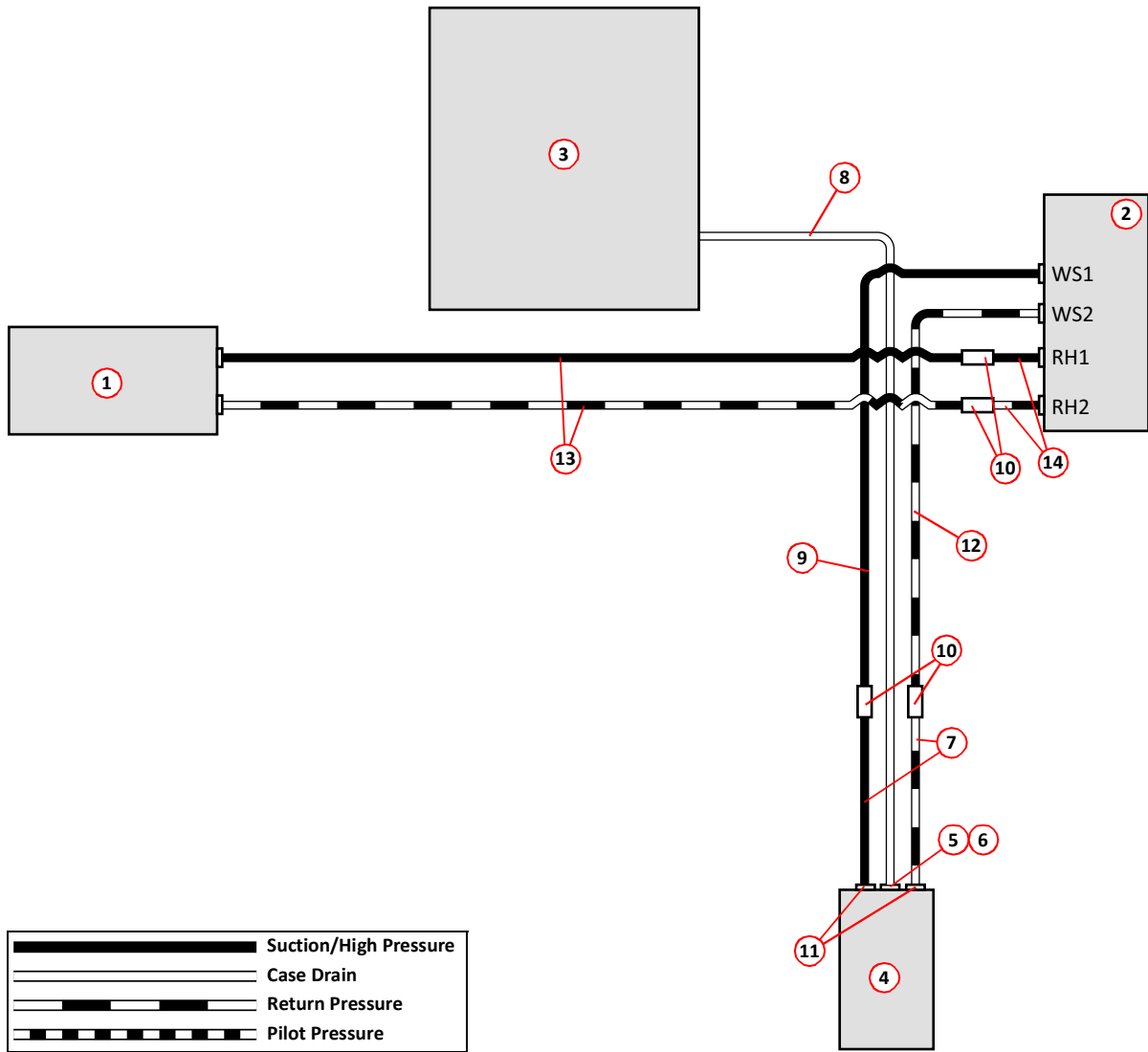


SUCTION FAN & VARIABLE TILT, HYDRAULIC CIRCUIT

Item	Part Number	Quantity	Description
<b>High &amp; Low Pressure Water Pump, Hydraulic Circuit with Options Block</b>			
1		1	Motor, hydraulic, high pressure water pump ..... Page 190
2		1	Valve, options block ..... Page 178
3		1	Tank, hydraulic oil ..... Page 164
4		1	Motor, hydraulic, low pressure water pump * ..... Page 190
5	010922	1	. Hose tail, $\frac{1}{4}$ " BSP x $\frac{3}{8}$ " hose
6	011152	1	. . Seal, Dowty, $\frac{1}{4}$ " BSP
7	011310	2	. Hose, $\frac{3}{8}$ " BSP x 300mm, straight ends
8	010958	AR	. Hose, rubber tube, $\frac{3}{8}$ " bore
9	034353	1	. Pipe, steel, 12mm
10	020903	4	. Stud, $\frac{3}{8}$ " BSP x 12mm pipe
11	011172	2	. Elbow, M/F, $\frac{3}{8}$ " BSP
12	034354	2	. Pipe, steel, 12mm
13	011330	2	. Hose, $\frac{3}{8}$ " BSP x 1620mm, straight ends
14	031484	2	. Pipe, steel, 12mm

**Notes:-**

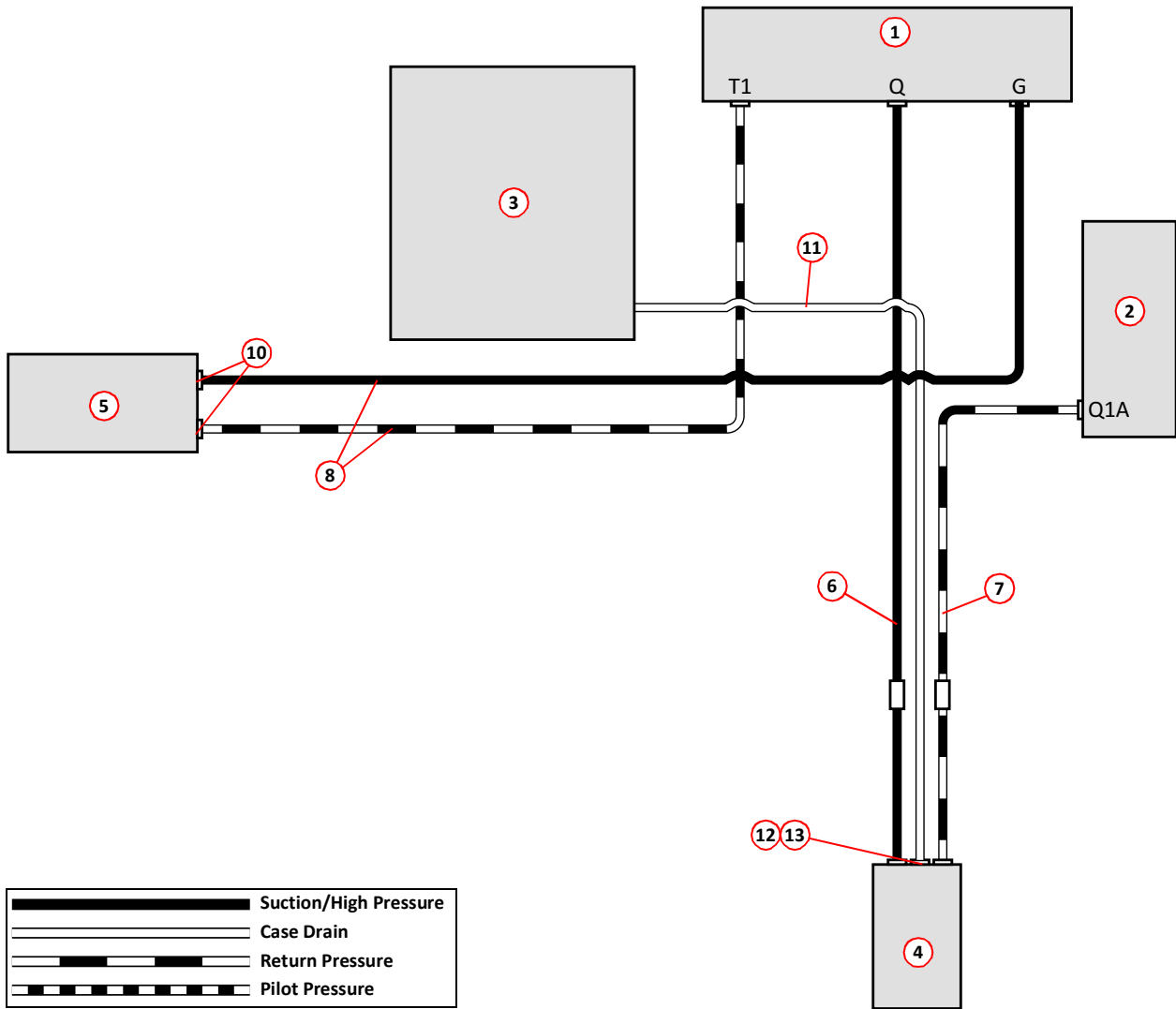
\* No case drain on roller type of low pressure water pump.



**HIGH AND LOW PRESSURE WATER PUMP HYDRAULIC CIRCUIT WITH OPTIONS BLOCK**

Item	Part Number	Quantity	Description
<b>High &amp; Low Pressure Water Pump, Hydraulic Circuit No Options Block</b>			
1		1	Valve block, main control . . . . . Page 168,172
2		1	Valve block, brush control . . . . . Page 176
3		1	Tank, hydraulic oil . . . . . Page 164
4		1	Motor, hydraulic, low pressure water pump . . . . . Page 190
5		1	Motor, hydraulic, high pressure water pump . . . . . Page 190
6	035973	1	. Steel pipe, pressure feed to low pressure water pump motor
7	035974	1	. Steel pipe, pressure return from low pressure water pump motor
8	020903	2	. Hose, rubber, $\frac{3}{8}$ " BSP x 1750mm, straight ends
9	010910	AR	. Hose, rubber tube, $\frac{3}{8}$ " bore
10	011172	2	. . Elbow, M/F, $\frac{3}{8}$ " BSP
11	010958	AR	. Hose, rubber tube, $\frac{3}{8}$ " bore
12	010922	1	. . Hose tail, $\frac{1}{4}$ " BSP x $\frac{3}{8}$ " hose
13	011152	1	. . . Seal, Dowty, $\frac{1}{4}$ " BSP





HIGH AND LOW PRESSURE WATER PUMP HYDRAULIC CIRCUIT NO OPTION BLOCK

**Steel Pipes for Machines with Ratchet Hopper Prop  
Mistral 6.2 and 7.2 fitted without Option Block**

<i>Part Number</i>	<i>Description</i>
<b>Rear Door</b>	
040845	Door lock (from Port 'D')
040846	Door unlock (from Port 'F')
040847	Door open (from Port 'E')
040848	Door close (from Port 'C')
<b>Side Brushes</b>	
035790	R/H Side brush lift (from Port 'M')
035791	R/H Side brush feed (from Port 'RH1')
035792	R/H Side brush return (from Port 'RH2')
035793	L/H Side brush feed (from Port 'LH1')
035794	L/H Side brush return (from Port 'LH2')
035795	L/H Side brush lift (from Port 'N')
<b>LP Pump Water Pump</b>	
035973	LP Water pump feed (from Port 'Q')
035974	LP Water pump return (from Port 'Q1A')
<b>Wide Sweep</b>	
031484	Wide sweep feed (from Port 'WS1')
031484	Wide sweep return (from Port 'WS2')
<b>Main valve block to Option block 1</b>	
034359	Port 'H' to Port 'T'

## Mistral 6.2 and 7.2 fitted with Option Block

<i>Part Number</i>	<i>Description</i>
<b>Rear Door</b>	
040845	Door lock (from Port 'D')
040846	Door unlock (from Port 'F')
040847	Door open (from Port 'E')
040848	Door close (from Port 'C')
<b>Side Brushes</b>	
035790	R/H Side brush lift (from Port 'M')
035791	R/H Side brush feed (from Port 'RH1')
035792	R/H Side brush return (from Port 'RH2')
035793	L/H Side brush feed (from Port 'LH1')
035794	L/H Side brush return (from Port 'LH2')
035795	L/H Side brush lift (from Port 'N')
<b>LP Pump Water Pump</b>	
034353	LP Water pump feed (from Port 'LH1')
034354	LP Water pump return (from Port 'LH2')
<b>Wide Sweep</b>	
031484	Wide sweep feed (from Port 'WS1')
031484	Wide sweep return (from Port 'WS2')
<b>Main valve block to Option block 1</b>	
034346	Port 'Q' to Port 'Q1A'
034359	Port 'H' to Port 'T'

## Mistral 8.2 fitted without Option Block

<i>Part Number</i>	<i>Description</i>
<b>Rear Door</b>	
040845	Door lock (from Port 'D')
040846	Door unlock (from Port 'F')
040847	Door open (from Port 'E')
040848	Door close (from Port 'C')
<b>Side Brushes</b>	
035970	R/H Side brush lift (from Port 'M')
035971	R/H Side brush feed (from Port 'RH1')
035972	R/H Side brush return (from Port 'RH2')
036647	L/H Side brush feed (from Port 'LH1')
036648	L/H Side brush return (from Port 'LH2')
036649	L/H Side brush lift (from Port 'N')
<b>LP Pump Water Pump</b>	
035973	LP Water pump feed (from Port 'Q')
035974	LP Water pump return (from Port 'Q1A')
<b>Wide Sweep</b>	
031484	Wide sweep feed (from Port 'WS1')
031484	Wide sweep return (from Port 'WS2')
<b>Main valve block to Option block 1</b>	
034359	Port 'H' to Port 'T'

## Mistral 8.2 fitted with Option Block

<i>Part Number</i>	<i>Description</i>
<b>Rear Door</b>	
040845	Door lock (from Port 'D')
040846	Door unlock (from Port 'F')
040847	Door open (from Port 'E')
040848	Door close (from Port 'C')
<b>Side Brushes</b>	
035970	R/H Side brush lift (from Port 'M')
035971	R/H Side brush feed (from Port 'RH1')
035972	R/H Side brush return (from Port 'RH2')
035793	L/H Side brush feed (from Port 'LH1')
035794	L/H Side brush return (from Port 'LH2')
035795	L/H Side brush lift (from Port 'N')
<b>LP Pump Water Pump</b>	
034353	LP Water pump feed (from Port 'LH1')
034354	LP Water pump return (from Port 'LH2')
<b>Wide Sweep</b>	
031484	Wide sweep feed (from Port 'WS1')
031484	Wide sweep return (from Port 'WS2')
<b>Main valve block to Option block 1</b>	
034346	Port 'Q' to Port 'Q1A'
034359	Port 'H' to Port 'T'

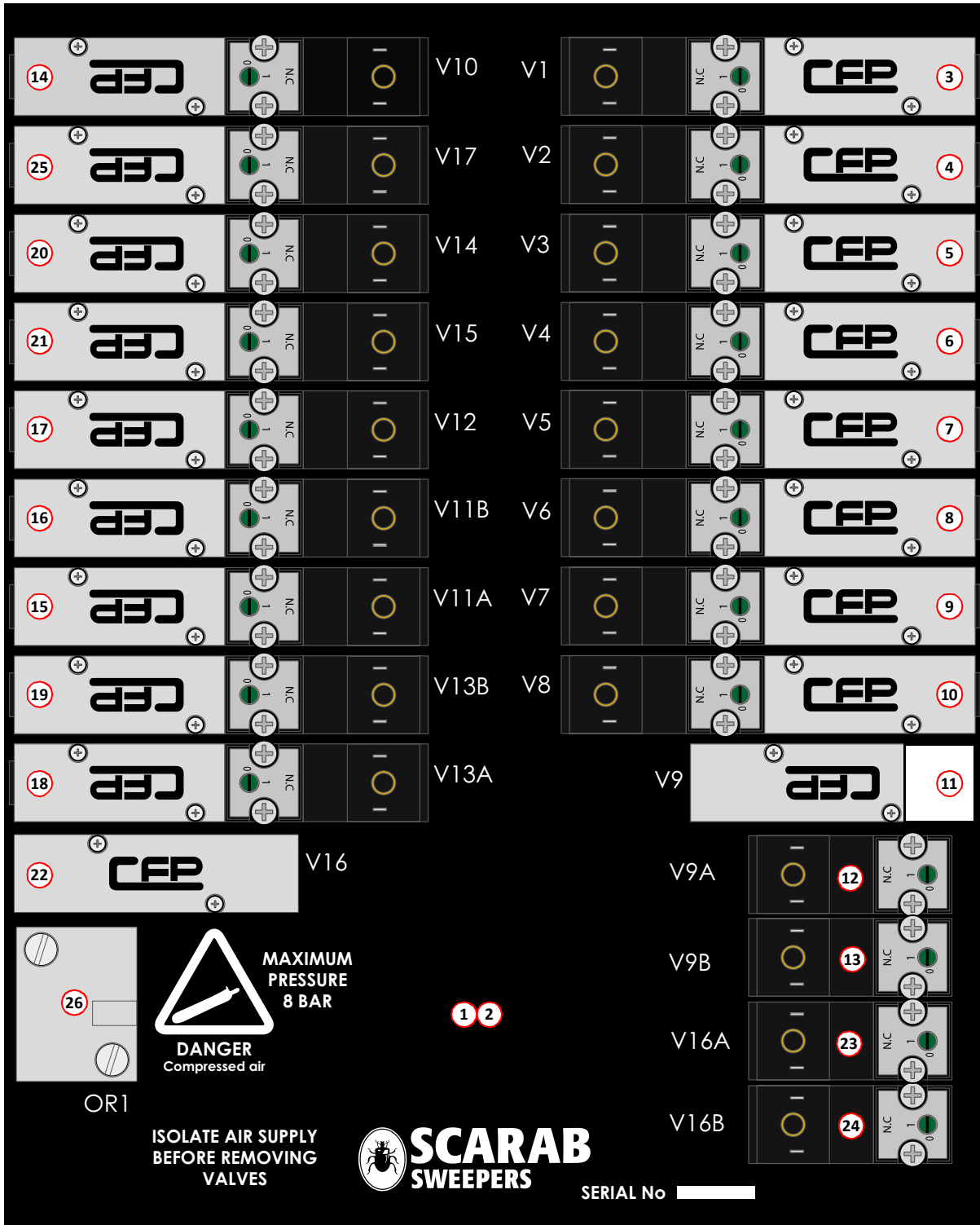
<i>Part Number</i>	<i>Quantity</i>	<i>Description</i>
		<b>Clamps For Steel Piping</b>
027980	AR	Clamp block, single, 6mm
027981	AR	Clamp block, single, 12mm
027982	AR	Clamp block, single, 25mm
027983	AR	Clamp block, double, 6mm x 6mm
027984	AR	Clamp block, double, 12mm x 12mm
027985	AR	Clamp block, double, 6mm x 12mm
027986	AR	Clamp block, double, 12mm x 14mm
027987	AR	Clamp block, double, 17.2mm x 17.2mm
027988	AR	Clamp block, double, 18mm x 18mm
027989	AR	Top plate 2-hole, small
027990	AR	Top plate 2-hole, large
027991	AR	Bottom plate 2-hole, small
027992	AR	Bottom plate 2-hole, large
027993	AR	Bottom plate 1-hole, small
027994	AR	Bottom plate 1-hole, medium
027995	AR	Bottom plate 2-hole, large
027996	AR	Top plate 1-hole, small
027997	AR	Top plate 1-hole, medium
027998	AR	Top plate 1-hole, large

# Pneumatic System

<i>Assembly/Description</i>	<i>Page</i>
Pneumatics Valve Board High Temperature Valves (HAF) . . . . .	216
Pneumatics Valve Board. . . . .	218
Pneumatic Filter, Regulator, Lubricator Arrangement . . . . .	222
Pressure Regulator Valve, Wide Sweep and Side Brush . . . . .	222
Pneumatic Cylinder, Side Brush Up/Down Pressure Assembly. . . . .	224
Pneumatic Cylinder, Suction Nozzle Lift Assembly . . . . .	224
Pneumatic Cylinder, Suction Nozzle Tilt Assembly . . . . .	224
Pneumatic Cylinder, Wide Sweep Raise/Lower Assembly . . . . .	226
Pneumatic Cylinder, Side Brush In/Out Assembly . . . . .	226
Pneumatic Cylinder, Auto Blanking Assembly . . . . .	226
Pneumatic Cylinder, Rear Wander Boom Raise/Lower Assembly . . . . .	228
Pneumatic Cylinder, Rear Wander Boom Blanking Assembly. . . . .	228
Pneumatic Cylinder, Rear Nozzles Auto Blanking Assembly . . . . .	228
Pneumatic Cylinder, Auto Hopper Prop Assembly. . . . .	230
Pneumatic Cylinder, Auxiliary Side Brush Extend/Retract Assembly . . . . .	230
Pneumatic Cylinder, Auxiliary Side Brush In/Out Assembly . . . . .	230
Pneumatic Cylinder, Front Spray Bar Raise/Lower Assembly . . . . .	232
Pneumatic Cylinder, Reduction Gearbox Gear Change Assembly . . . . .	232
Pneumatic Cylinder, Ratchet Hopper Prop Assembly . . . . .	232

Item	Part Number	Quantity	Description
<b>Pneumatics Valve Board High Temperature Valves (HAF)</b>			
1	045293	1	Pneumatic valve block, complete with high temperature valves (HAF)
2	045474	1	Pneumatic valve block, bare (HAF)
3	045385	1	V1 - 5/2 HT solenoid & spring valve 24v, LH side brush in/out
4	045385	1	V2 - 5/2 HT solenoid & spring valve 24v, LH suction nozzle lift/lower
5	045385	1	V3 - 5/2 HT solenoid & spring valve 24v, LH auto blanking flap open/close
6	045385	1	V4 - 5/2 HT solenoid & spring valve 24v, RH auto blanking flap open/close
7	045385	1	V5 - 5/2 HT solenoid & spring valve 24v, RH suction nozzle open/close
8	045385	1	V6 - 5/2 HT solenoid & spring valve 24v, RH side brush in/out
9	045385	1	V7 - 5/2 HT solenoid & spring valve 24v, central brush (wide sweep) swivel/slew
10	045385	1	V8 - 5/2 HT solenoid & spring valve 24v, rear boom flap
11	045383	1	V9 - 5/2 HT pilot/pilot valve, full pressure side brush
12	045381	1	V9A - 5/2 HT 15mm solenoid 24v, full pressure side brush down
13	045381	1	V9B - 5/2 HT 15mm solenoid 24v, full pressure side brush up
14	045385	1	V10 - 5/2 HT solenoid & spring valve 24v, hopper prop
15	045385	1	V11A - 5/2 HT solenoid & spring valve 24v, side brush pressure up
16	045385	1	V11B - 5/2 HT solenoid & spring valve 24v, side brush pressure down
17	045385	1	V12 - 5/2 HT solenoid & spring valve 24v, central brush (wide sweep) lift/lower
18	045385	1	V13A - 5/2 HT solenoid & spring valve 24v, central brush (wide sweep) up pressure
19	045385	1	V13B - 5/2 HT solenoid & spring valve 24v, central brush (wide sweep) down pressure
20	045385	1	V14 - 5/2 HT solenoid & spring valve 24v, auxiliary brush slide out
21	045385	1	V15 - 5/2 HT solenoid & spring valve 24v, auxiliary brush lower
22	045384	1	V16 - 5/3 HT pilot/pilot valve, air operated rear boom
23	045381	1	V16A - 5/2 HT 15mm solenoid 24v, air operated rear boom raise
24	045381	1	V16B - 5/2 HT 15mm solenoid 24v, air operated rear boom lower
25	045385	1	V17 - 5/2 HT solenoid/spring valve 24v, auxiliary brush swing in/out
26	032710	1	OR1 - OR gate valve
27	045385	A/R	5/2 HT solenoid and spring valve 24v (HAF)
NI	045386	A/R	5/2 HT spring valve body
NI	045388	A/R	Seal kit for Part No. 045386, contains 5 of $\varnothing 4 \times \varnothing 1.5$ o-rings
NI	045383	A/R	5/2 pilot/pilot valve
NI	045389	A/R	Seal kit for Part No. 045383, contains 5 of $\varnothing 4 \times \varnothing 1.5$ & 2 of $\varnothing 2 \times \varnothing 1.5$ o-rings
NI	045384	A/R	5/3 pilot/pilot HT valve
NI	045390	A/R	Seal kit for Pat No. 045384, contains 5 of $\varnothing 4 \times \varnothing 1.5$ & 2 of $\varnothing 2 \times \varnothing 1.5$ o-rings
NI	045387	A/R	Spare pilot solenoid gasket
<i>On back of valve block</i>			
NI	006067	11	$\frac{1}{8}$ " one way breather valve
NI	032709	2	Relief valve






<i>Item</i>	<i>Part Number</i>	<i>Quantity</i>	<i>Description</i>
<b>Pneumatics Valve Board *</b>			
1	035673	AR	Valve, 4/2 Pilot Spring (including solenoid)
2	035675	1	Valve, 5/3 Pilot/Pilot (including solenoid - rear boom option)
3	035674	1	Valve, 4/2 Pilot/Pilot (including solenoid)
4	035685	2	Valve (including solenoid)
5	032710	1	Gate-valve, 'OR' (Used with wide sweep up/down pressure)
NI	035653	AR	. Blanking plate (Used in place of valve 035673)
NI	035671	1	. Blanking plate (Used in place of valve 035675)
NI	035672	1	. Blanking plate (Used in place of valve 032710)

**Notes:-**

- \* The pneumatic valves fitted will vary depending on the specification of the road sweeper.  
For details of the valves and there functions please refer to pages 10220 and 10221.



	<b>1</b>	AIR OPERATED REAR BOOM		V10	V1		LEFT HAND SIDE BRUSH	<b>1</b>	
	<b>1</b>	OPTIONAL		V17	V2		LEFT HAND NOZZLE	<b>1</b>	
	<b>1</b>	OPTIONAL		V14	V3		LEFT HAND AIR FLAP	<b>1</b>	
	<b>1</b>	OPTIONAL		V15	V4		RIGHT HAND AIR FLAP	<b>1</b>	
	<b>1</b>	WIDE SWEEP LIFT		V12	V5		RIGHT HAND NOZZLE	<b>1</b>	
	<b>1</b>	SIDE BRUSH PRESSURE DOWN		V11B	V6		RIGHT HAND SIDE BRUSH	<b>1</b>	
	<b>1</b>	SIDE BRUSH PRESSURE UP		V11A	V7		SUCTION NOZZLE TILT OR FRONT SPRAY BAR	<b>1</b>	
	<b>1</b>	WIDE SWEEP PRESSURE DOWN		V13B	V8		REAR BOOM	<b>1</b>	
	<b>1</b>	WIDE SWEEP PRESSURE UP		V13A	V9A		GEAR CHANGE HYDROSTATIC	<b>3</b>	
	<b>2</b>	AIR OPERATED REAR BOOM		V16	V9B		GEAR CHANGE MANUAL		
	<b>5</b>	OR1			V16A		AIR OPERATED REAR BOOM RAISE	<b>4</b>	
					V16B		AIR OPERATED REAR BOOM LOWER	<b>4</b>	


PNEUMATICS VALVE BOARD

## Valve/Port Identification &amp; Function

PORT	FUNCTION	VALVE REF	DEVICE POSITION	CYLINDER POSITION
1	Main feed to P3. Wide sweep pressure UP/DOWN	V13A V13B	N/A	N/A
2	Wide sweep pressure UP	V13A	LIFT	RETRACT
2	Wide sweep LIFT	V12	LIFT	RETRACT
3	Wide sweep pressure DOWN	V13B	DOWN	EXTEND
4	Regulated feed from P3. - Wide sweep pressure UP/DOWN	V13A V13B	N/A	N/A
5	Right-hand side brush pressure DOWN	V11B	DOWN	EXTEND
6	Right-hand side brush pressure UP	V11A	UP	RETRACT
7	Optional	V15	N/A	N/A
8	Rear boom LOWER	V16 V16B	LIFT	RETRACT
9	Rear boom RAISE	V16 V16A	DOWN	EXTEND
10	Regulated feed from P4. - Front brush pressure DOWN	N/A	N/A	N/A
11	Regulated feed from P2. - Side brush pressure UP/DOWN	V11A V11B	N/A	N/A
12	Main feed to P2. - Side brush pressure UP/DOWN	V11A V11B	N/A	N/A
13	Gear change hydrostatic	V9B	CRAWLER	EXTEND
14	Gear change manual	V9A	MANUAL	RETRACT
15	Ratchet Hopper Prop	V10	DOWN	EXTEND
16	Ratchet Hopper Prop	V10	UP	RETRACT
17	Optional	V14	N/A	N/A
18	Optional	V14	N/A	N/A
19	Left-hand side brush OUT	V1	OUT	RETRACT
20	Left-hand side brush IN	V1	IN	EXTEND
21	Left-hand side brush pressure DOWN	V11B	DOWN	EXTEND
22	Left-hand nozzle LIFT	V2	LIFT	RETRACT
23	Left-hand air flap OPEN	V3	OPEN	EXTEND
24	Left-hand air flap CLOSED	V3	CLOSE	RETRACT
25	Right-hand air flap OPEN	V4	OPEN	EXTEND
26	Right-hand air flap CLOSED	V4	CLOSE	RETRACT
27	Left-hand side brush pressure UP	V11A	UP	RETRACT
28	Right-hand nozzle LIFT	V5	LIFT	RETRACT
29	Right-hand side brush OUT	V6	OUT	RETRACT
30	Right-hand side brush IN	V6	IN	EXTEND
31	Left-hand suction box Tilt UP or Front Spray Bar	V7	UP	EXTEND
32	Left-hand suction box Tilt DOWN or Front Spray Bar	V7	DOWN	RETRACT
33	Rear boom flap OPEN	V8	OPEN	RETRACT
34	Rear boom flap CLOSED	V8	CLOSE	EXTEND
35	Mains in (BLACK AIR PIPE)		N/A	N/A

## Valve/Port Identification & Function

PORT	FUNCTION	VALVE REF	DEVICE POSITION	CYLINDER POSITION
36	Breather		N/A	N/A
37	Right-hand suction box UP or Front Spray Bar	V7	UP	EXTEND
38	Right-hand suction box DOWN or Front Spray Bar	V7	DOWN	RETRACT
39	Front brush LIFT	V15	LIFT	RETRACT
40	Left-hand side brush out, relief valve	N/A	N/A	N/A
41	Right-hand side brush out, relief valve	N/A	N/A	N/A
42	Optional	V17	N/A	N/A
43	Optional	V17	N/A	N/A
44	Regulated feed from P4. Front brush pressure DOWN	N/A	DOWN	EXTEND
S1	Exhaust Port			



**i** Viewed from back of pneumatics cabinet


### ARRANGEMENT OF PNEUMATIC PORTS

<i>Item</i>	<i>Part Number</i>	<i>Quantity</i>	<i>Description</i>
<b>Pneumatic Filter, Regulator, Lubricator Arrangement</b>			
1	032519	1	Pneumatic filter/regulator without lubricator, assembly
2	039753	1	Pneumatic filter/regulator with lubricator, assembly
NI	*	1	. Bracket, mounting
3	023203	2	. Elbow, push-in, 6mm x $\frac{1}{4}$ " BSP
	011010	4	. Setscrew, M8 x 20mm
	011092	8	. Washer, M8
	011073	4	. Nut, M8, Nyloc
NI	005046	50ml	. Lubrication fluid


<i>Item</i>	<i>Part Number</i>	<i>Quantity</i>	<i>Description</i>
<b>Pressure Regulator Valve, Wide Sweep and Side Brush</b>			
1	023242	1	Valve, pressure regulating, wide sweep
2	023246	1	. Gauge 0 - 10 bar, $\frac{1}{4}$ " BSP, wide sweep
3	023245	1	. . Bracket, mounting, wide sweep regulator valve & gauge
4	006007	2	. . Elbow, push-in, 6mm to $\frac{1}{8}$ " BSP
5	023242	1	. Valve, pressure regulating, side brush
NI	006007	3	. . Elbow, push-in, 6mm to $\frac{1}{8}$ " BSP
6	023246	1	. Gauge 0 - 10 bar, $\frac{1}{4}$ " BSP, side brush
NI	020735	1	. . Connector, straight, $\frac{1}{8}$ " BSP

**Notes:-**


\* Contact Scarab Part Department quoting model and serial number.




PNEUMATIC FILTER/REGULATOR



PNEUMATIC FILTER/REGULATOR/LUBRICATOR



WIDE SWEEP PRESSURE REGULATOR VALVE



SIDE BRUSH PRESSURE REGULATOR VALVE

<i>Item</i>	<i>Part Number</i>	<i>Quantity</i>	<i>Description</i>
	<b>023770</b>		<b>Pneumatic Cylinder, Side Brush Up/Down Pressure Assembly</b>
1	020298	1	. Pneumatic cylinder, 50 x 160 ..... Page 72,774
2	020299	1	. . Clevis
3	022673	1	. . . Clevis retaining pin
4	022674	1	. . . Clevis retaining pin clip
5	023122	1	. . Bracket, pivot
	011011	4	. . . Bolt, M8 x 25mm
	011093	4	. . . Spring washer, M8
6	023123	1	. . . Pin, $\varnothing 16\text{mm} \times 46\text{mm}$
	011135	2	. . . . Washer, M16
	011122	2	. . . . Split pin, $\frac{3}{16}'' \times 1\frac{1}{2}''$
NI	024990	1	. . Seal kit, pneumatic cylinder


<i>Item</i>	<i>Part Number</i>	<i>Quantity</i>	<i>Description</i>
	<b>031330</b>		<b>Pneumatic Cylinder, Suction Nozzle Lift Assembly</b>
1	030772	1	. Pneumatic cylinder, 50 x 200 ..... Page 90
2	032293	1	. . Ring nut
3	021158	1	. . Flow regulator
4	030777	1	. . Pivot bracket
	000003	4	. . . Screw, countersunk socket, M8 x 20mm
5	030776	1	. . . Pivot block
	011057	2	. . . . Bolt, M12 x 100mm
	011096	4	. . . . Washer, M12
	011077	2	. . . . Nut, M12, Nyloc

<i>Item</i>	<i>Part Number</i>	<i>Quantity</i>	<i>Description</i>
	<b>032119</b>		<b>Pneumatic Cylinder, Suction Nozzle Tilt Assembly</b>
1	023608	1	. Pneumatic cylinder, 40 x 160 ..... Page 82
2	020299	1	. . Clevis
3	022673	1	. . . Clevis retaining pin
4	022674	1	. . . Clevis retaining pin clip
5	023827	1	. . Pivot bracket
	011010	4	. . . Bolt, M8 x 20mm
	011093	4	. . . Spring washer, M8






**PNEUMATIC CYLINDER, SIDE BRUSH UP/DOWN PRESSURE ASSEMBLY**



**PNEUMATIC CYLINDER, SUCTION NOZZLE LIFT ASSEMBLY**




**PNEUMATIC CYLINDER, SUCTION NOZZLE TILT ASSEMBLY**

<i>Item</i>	<i>Part Number</i>	<i>Quantity</i>	<i>Description</i>
<b>Pneumatic Cylinder, Wide Sweep Raise/Lower Assembly</b>			
1	020602	1	. Pneumatic cylinder, 40 x 125 ..... Page 76
2	014469	1	. . Clevis
3	023270	1	. . . Clevis retaining pin
4	023269	1	. . . Clevis retaining pin clip
5	030532	1	. . Pivot Bracket
	011067	4	. . . Setscrew, M6 x 20mm
	011091	4	. . . Spring washer, M6

<i>Item</i>	<i>Part Number</i>	<i>Quantity</i>	<i>Description</i>
<b>Pneumatic Cylinder, Side Brush In/Out Assembly</b>			
	<b>022587</b>		
1	020298	1	. Pneumatic cylinder, 50 x 160 ..... Page 72
2	020299	1	. . Clevis
3	022673	1	. . . Clevis retaining pin
4	022674	1	. . . Clevis retaining pin clip
5	020534	1	. . Bracket, pivot
	011011	4	. . . Bolt, M8 x 25mm
	011093	4	. . . Spring washer, M8
NI	024990	1	. . Seal kit, pneumatic cylinder


<i>Item</i>	<i>Part Number</i>	<i>Quantity</i>	<i>Description</i>
<b>Pneumatic Cylinder, Auto Blanking Assembly</b>			
	<b>026319</b>		
1	021467	1	. Pneumatic cylinder, 40 x 200 ..... Page 52
2	014469	1	. . Clevis
3	023270	1	. . . Clevis retaining pin
4	023269	1	. . . Clevis retaining pin clip
5	014457	1	. . Pivot bracket
	011087	4	. . . Bolt, M6 x 25mm
	011090	12	. . . . Washer, M6
	011091	4	. . . . Spring washer, M6
6	021158	1	. . Flow regulator



**PNEUMATIC CYLINDER, WIDE SWEEP RAISE/LOWER ASSEMBLY**



**PNEUMATIC CYLINDER, SIDE BRUSH IN/OUT ASSEMBLY**




**PNEUMATIC CYLINDER, AUTO BLANKING ASSEMBLY**


<i>Item</i>	<i>Part Number</i>	<i>Quantity</i>	<i>Description</i>
<b>Pneumatic Cylinder, Rear Wander Boom Raise/Lower Assembly</b>			
1	028306	1	Pneumatic Cylinder, 63 x 160 ..... Page 94
2	020299	1	. Clevis
3	022673	1	. . Pin, clevis
4	022674	1	. . Clip, clevis pin retaining
5	028305	1	. Pivot bracket
	000257	4	. . Setscrew, hex head, M8 x 25mm Long
	000265	4	. . Spring Washer, M6
6	021158	2	. Flow Regulator

<i>Item</i>	<i>Part Number</i>	<i>Quantity</i>	<i>Description</i>
<b>Pneumatic Cylinder, Rear Wander Boom Blanking Assembly</b>			
1	021467	1	Pneumatic Cylinder, 40 x 200 ..... Page 94
2	014469	1	. Clevis
3	023270	1	. . Pin, clevis
4	023269	1	. . Clip, clevis pin retaining
5	030532	1	. Pivot bracket
	011067	4	. . Setscrew, M6 x 20mm
	011091	4	. . Spring Washer, M6
6	021158	1	. Flow Regulator


<i>Item</i>	<i>Part Number</i>	<i>Quantity</i>	<i>Description</i>
<b>Pneumatic Cylinder, Rear Nozzles Auto Blanking Assembly</b>			
1	020602	1	Pneumatic Cylinder, 40 x 125
2	014469	1	. Clevis
3	023270	1	. . Pin, clevis
4	023269	1	. . Clip, clevis pin retaining
5	014457	1	. Pivot bracket
	011067	4	. . Setscrew, M6 x 20mm
	011091	4	. . Spring Washer, M6
6	021158	1	. Flow Regulator



**PNEUMATIC CYLINDER, REAR WANDER BOOM RAISE/LOWER ASSEMBLY**



**PNEUMATIC CYLINDER, REAR WANDER BOOM BLANKING ASSEMBLY**




**PNEUMATIC CYLINDER, REAR NOZZLES AUTO BLANKING ASSEMBLY**


<i>Item</i>	<i>Part Number</i>	<i>Quantity</i>	<i>Description</i>
<b>Pneumatic Cylinder, Auto Hopper Prop Assembly</b>			
1	030156	1	Pneumatic Cylinder, 40 x 250 ..... Page 42
2	014469	1	. Clevis
3	023270	1	. . Pin, clevis
4	023269	1	. . Clip, clevis pin retaining
5	030100	1	. Pivot bracket
	011067	4	. . Setscrew, M6 x 20mm
	011091	4	. . Spring Washer, M6
NI	022673	1	. . Pin, clevis
NI	022674	1	. . . Clip, clevis pin retaining
6	021158	2	. Flow Regulator

<i>Item</i>	<i>Part Number</i>	<i>Quantity</i>	<i>Description</i>
<b>Pneumatic Cylinder, Auxiliary Side Brush Extend/Retract Assembly</b>			
1	026396	1	Pneumatic Cylinder, 63 x 320 ..... Page 74
2	030859	1	. Pivot bracket
	011010	4	. . Setscrew, M8 x 20mm
	011093	4	. . Spring Washer, M8


<i>Item</i>	<i>Part Number</i>	<i>Quantity</i>	<i>Description</i>
<b>Pneumatic Cylinder, Auxiliary Side Brush In/Out Assembly</b>			
1	021521	1	Pneumatic Cylinder, 50 x 250 ..... Page 74
2	020299	1	. Clevis
3	022673	1	. . Pin, clevis
4	022674	1	. . Clip, clevis pin retaining
5	030860	1	. Pivot bracket
	000257	4	. . Setscrew, M8 x 25mm
	000265	4	. . Spring Washer, M8



**PNEUMATIC CYLINDER, AUTO HOPPER PROP ASSEMBLY**



**PNEUMATIC CYLINDER, AUXILIARY SIDE BRUSH EXTEND/RETRACT ASSEMBLY**



**PNEUMATIC CYLINDER, AUXILIARY SIDE BRUSH IN/OUT CYLINDER ASSEMBLY**

<i>Item</i>	<i>Part Number</i>	<i>Quantity</i>	<i>Description</i>
<b>Pneumatic Cylinder, Front Spray Bar Raise/Lower Assembly</b>			
1	020602	1	Pneumatic cylinder, 40 x 125
2	014469	1	. Clevis
3	023270	1	. . Pin, clevis
4	023269	1	. . Clip, clevis pin retaining
5	020731	1	. Pivot bracket
	011067	4	. . Screw, cap head, M6 x 20mm
	011091	4	. . Spring washer, M6


<i>Item</i>	<i>Part Number</i>	<i>Quantity</i>	<i>Description</i>
<b>Pneumatic Cylinder, Reduction Gearbox Gear Change Assembly</b>			
1	026087	1	. Pneumatic cylinder, 32 x 40 ..... Page 28
2	006007	2	. . Elbow, push-in, M/F, $\frac{1}{4}$ BSP x 6mm tube
3	036800	2	. . Sensor, magnetic, cylinder position Page H6

<i>Item</i>	<i>Part Number</i>	<i>Quantity</i>	<i>Description</i>
<b>Pneumatic Cylinder, Ratchet Hopper Prop Assembly</b>			
1	040456	1	Pneumatic cylinder, 32 x 50 spring return ..... Page 40
2	020291	1	. Clevis
3	026163	1	. . Retaining pin, clevis
4	026164	1	. . . Clip, clevis retaining pin
5	039892	1	. Pivot bracket
	011067	4	. . Setscrew, M6 x 20mm
	011091	4	. . Spring washer, M6
6	006007	2	. Elbow, push-in, M/F, $\frac{1}{4}$ BSP x 6mm tube






**PNEUMATIC CYLINDER, FRONT SPRAY BAR RAISE/LOWER ASSEMBLY**



**PNEUMATIC CYLINDER, REDUCTION GEARBOX GEAR CHANGE ASSEMBLY**



**PNEUMATIC CYLINDER, RATCHET HOPPER PROP ASSEMBLY**



# Electrical System

<i>Assembly/Description</i>	<i>Page</i>
Electrical Components Cab .....	236
Electrical and Pneumatic Enclosure Components .....	238
Battery Junction Box Components .....	238
Blade Type Fuses .....	240
Mini Blade Type Fuses .....	240
Wiring looms .....	240
Electrical Switches and Sensors .....	241
Additional Electrical Components .....	241





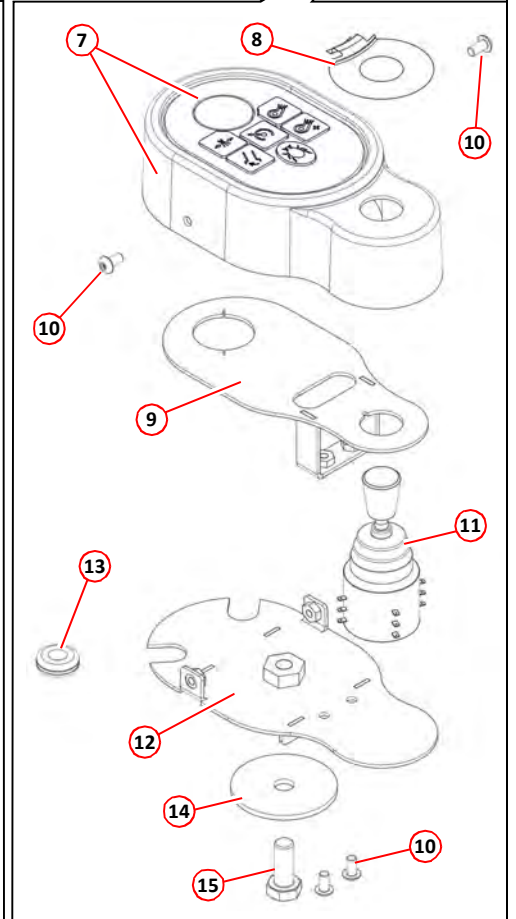
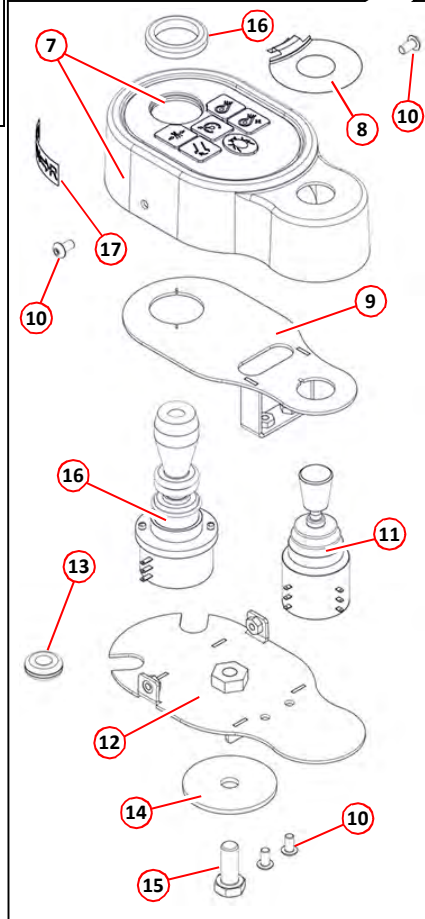


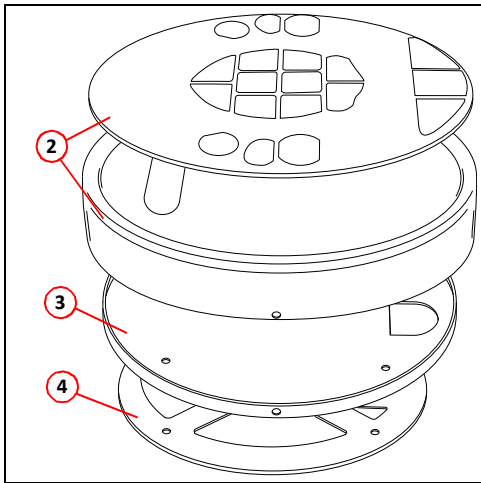
Item	Part Number	Quantity	Description
<b>Electrical Components Cab</b>			
1		1	Keypad, main control panel (two speed brushes) . . . . . Page 12
NI		1	Keypad, main control panel (variable brush speed) . . . . . Page 12
2	038102*	1	. Keypad and enclosure assembly, (two speed brushes)
NI	037602*	1	. Keypad and enclosure assembly, (variable brush speed)
3	037053	1	. Enclosure, back
4	037055	1	. . Fixing plate, main control panel
	000304	8	. . . Screw, socket button head, M4 x 10mm
	000134	8	. . . Nut, M4, Nyloc
5	037604	1	Auxiliary controller, left hand, (Hydrostatic) (new fan symbol) . . . . . Page 14
5	037605	1	Auxiliary controller, right hand, (Hydrostatic) (new fan symbol) . . . . . Page 14
NI	036806	1	Auxiliary controller, left hand, complete assembly . . . . . Page 12
NI	036807	1	Auxiliary controller, right hand, complete assembly . . . . . Page 12
6	037606	1	Auxiliary controller, left hand, complete assembly (new fan symbols) . . . . . Page 12
6	037607	1	Auxiliary controller, right hand, complete assembly (new fan symbols) . . . . . Page 12
7	038103*	1	Keypad and enclosure assembly
7	037608*	1	Keypad and enclosure assembly, (new fan symbols)
8	039545	1	Sticker, ergo joystick
9	037057	1	Support plate
10	000380	4	Socket dome screw M5 x 10, black
11	036873	1	Ergo joystick
12	037058	1	Back plate
13	046259	1	Blind grommet
14	037064	1	Lock washer
15	011031	1	Set screw M10 x 25
16	036874	1	Drive/neutral/reverse joystick
17	039546	1	Sticker, drive/neutral/reverse
18	042350	1	Display screen CANbus v3.0 (programmed) . . . . . Page 12
19	042362	1	Display screen, CANbus v3.1 (programmed). . . . . Page 14
20	036799 **	3	Node, E9G212, cab module (CR2012) . . . . . Page 16
21	038985 **	3	Node, E9G212, cabinet module (CR2012) . . . . . Page 16
22	014718	2	Relay, 24 V
23	044294	1	Hopper controller, complete with holster . . . . . Page 12,14
24	***	1	Hopper controller (complete) . . . . . Page 12
25	039060	2	LED current source . . . . . Page 16
26	040353	1	Power supply, rear camera . . . . . Page 14,241
27	040355	1	Cable, rear camera . . . . . Page 14,240

**Notes:-**

\* These items are factory bonded as a single unit and must be purchased as such.

\*\* Contact Scarab Parts Department regarding these nodes.

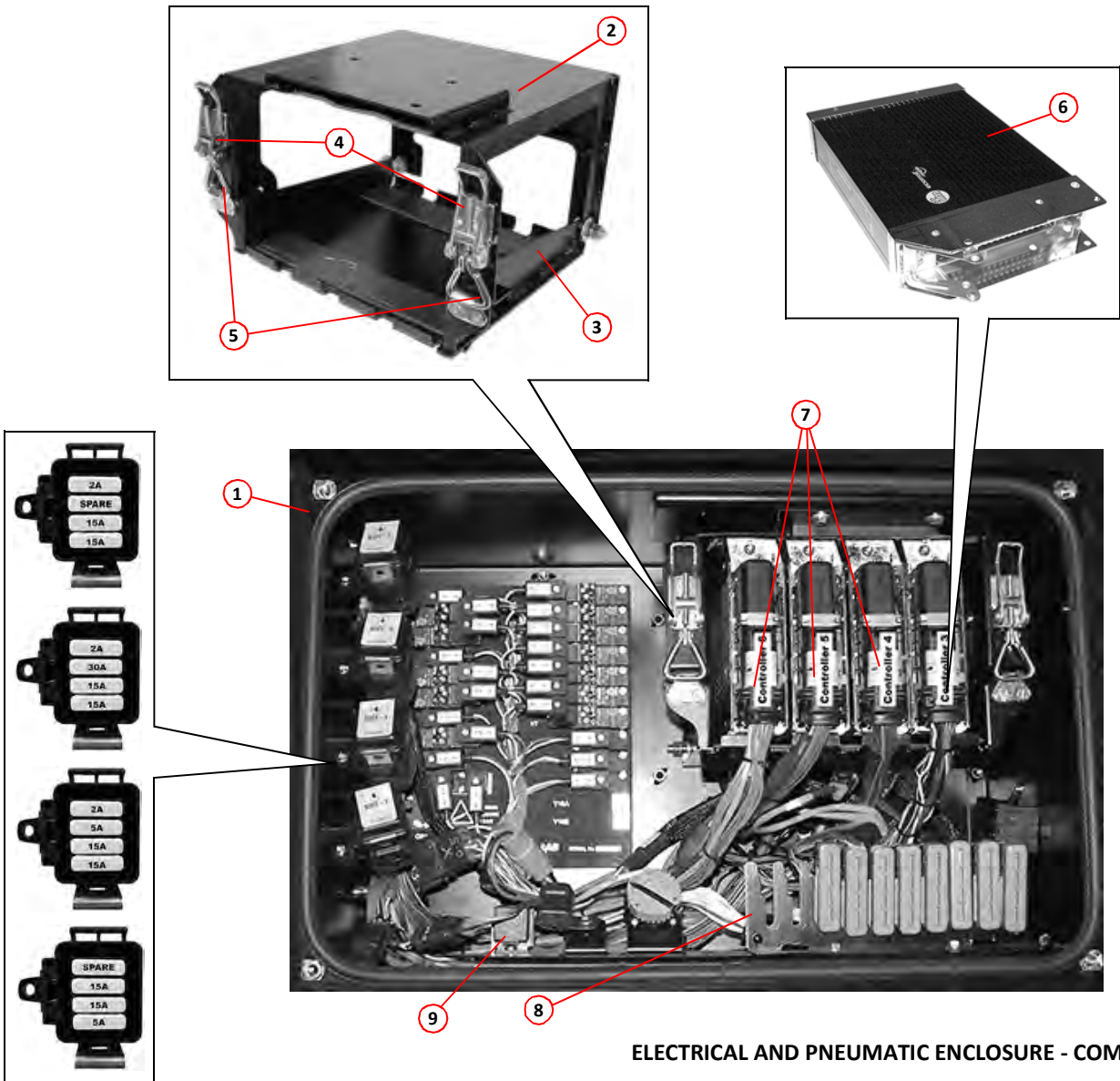
\*\*\* As of March 2016 if you have one of these controllers then please order item 15 instead.



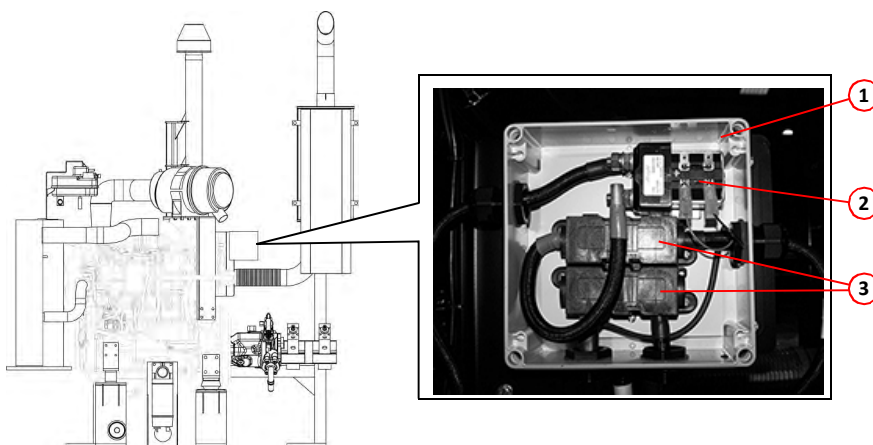
**ELECTRICAL COMPONENTS - CAB**

<i>Item</i>	<i>Part Number</i>	<i>Quantity</i>	<i>Description</i>
<b>Electrical and Pneumatic Enclosure Components</b>			
1	034167	1	Enclosure, <b>6.2 Model</b>
1	035404	1	Enclosure, <b>7.2 Model</b>
1	035488	1	Enclosure, <b>8.2 Model</b>
	021326	4	. Dzus receptacle
	025222	AR	. Seal, DX78 - 60 section
NI	037202	1	. Enclosure cover
	000199	4	. . Dzus stud
	021328	4	. . . Dzus stud retainer
	020711	2	. Leash
	011087	4	. . Setscrew, M6 x 25mm
	011071	8	. . Nut, M6, Nyloc
2	037992	1	. Node housing
3	037993	1	. Node shelf
	011011	2	. . Setscrew, M8 x 25mm
	011072	4	. . Nut, M8
	011073	4	. . Nut, M8, Nyloc
4	010509	2	. . Latch
	000291	4	. . . Screw, slotted countersunk, M4 x 16mm
	000134	4	. . . Nut, M4, Nyloc
5	021841	2	. . Latch hook
	000291	4	. . . Screw, slotted countersunk, M4 x 16mm
	000134	4	. . . Nut, M4, Nyloc
6	042342	1	. . Controller (Node), CR0505 (programmed)
7	042336	3	. . Controller (Node), CR0020 (programmed)
8	037994	1	. Splice saver
9	014718	1	. Relay, starter

<i>Item</i>	<i>Part Number</i>	<i>Quantity</i>	<i>Description</i>
<b>Battery Junction Box Components</b>			
1	037309	1	Junction box
NI	038020	1	. Bracket, junction box mounting
2	034207	1	. Relay, air heat
3	004422	2	. Fuse, 125amp



**ELECTRICAL AND PNEUMATIC ENCLOSURE - COMPONENTS**



**BATTERY JUNCTION BOX - COMPONENTS**

<i>Part Number</i>	<i>Description</i>
	<b>Blade Type Fuses - Not Illustrated</b>
004485	2 Amp - Grey
014286	5 Amp - Orange
014287	7.5 Amp - Brown
014288	10 Amp - Red
014289	15 Amp - Blue
014290	20 Amp - Yellow
014291	25 Amp - Clear - Amber
014292	30 Amp - Green

<i>Part Number</i>	<i>Description</i>
	<b>Mini Blade Type Fuses - Not Illustrated</b>
004495	2 Amp - Clear
004392	7.5 Amp - Brown
004393	10 Amp - Red
004394	15 Amp - Blue
004395	20 Amp - Yellow
004397	30 Amp - Green

<i>Part Number</i>	<i>Description</i>
	<b>Wiring looms - Not Illustrated</b>
036912	Loom, keypad, (main control panel) . . . . . Page 12
038123	Loom, keypad main control panel extension (Iveco) . . . . . Page 12
036914	Loom, keypad (main control panel), power CANbus . . . . . Page 12
036913	Loom, door pod (auxiliary control panel) . . . . . Page 12
036915	Loom, door pod (auxiliary control panel), power CANbus . . . . . Page 12
038163	Loom, door pod (auxiliary control panel), dual steer (option)
036916	Loom, display screen, CANbus v3.0 . . . . . Page 12
040349	Loom, display screen, CANbus v3.1 . . . . . Page 14
038013	Loom, cab . . . . . Page 12
037307	Loom, engine (Node 3)
037303	Loom, controller (Node) 4-a
037304	Loom, controller (Node) 4-b
037305	Loom, controller (Node) 5
037306	Loom, controller (Node) 6
036842	Loom, hydraulic oil level
039515	Loom, hopper automatic safety prop . . . . . Page 42
037331	Loom, brush pressure (option) . . . . . Page 16
036907	Loom, clutch switch
036909	Loom, load indicator (option)
039155	Loom, variable tilt (option)
036919	Loom, rear boom (option)
032532	Loom, teal hand basin (option) . . . . . Page 140
038016	Loom, 3rd fan speed (option)
038017	Loom, 3rd fan speed switch (option)
036908	Loom, rear boom switch
036911	Loom, hopper components . . . . . Page 46
038226	Loom, J1939 (Iveco)
038222	Loom, hopper sensor (Psenocode) . . . . . Page 40
040355	Cable, rear camera . . . . . Page 236



**Part Number**

**Description**

**Electrical Switches and Sensors - Not Illustrated**

036871	Float switch, water tank . . . . .	Page 120,122,124,126
024039	Switch and level gauge, hydraulic oil tank . . . . .	Page 164
037248	Toggle switch, on/off/on (option) . . . . .	Page 16
037249	Toggle switch, on/off (option) . . . . .	Page 16
032627	Sensor, hopper raised . . . . .	Page 40
030158	Switch, roller lever, auto hopper prop (option) . . . . .	Page 42
036800	Sensor, magnetic, cylinder position . . . . .	Page 28
028117	Switch, air pressure . . . . .	Page 98
037880	Hopper sensor (Pencode) . . . . .	Page 40
025922	Tacho sender . . . . .	Page 28
025184	Speed sensor (green lead) . . . . .	Page 60
037226	Sensor, fluid level, radiator expansion tank . . . . .	Page 162

**Part Number**

**Description**

**Additional Electrical Components - Not Illustrated**


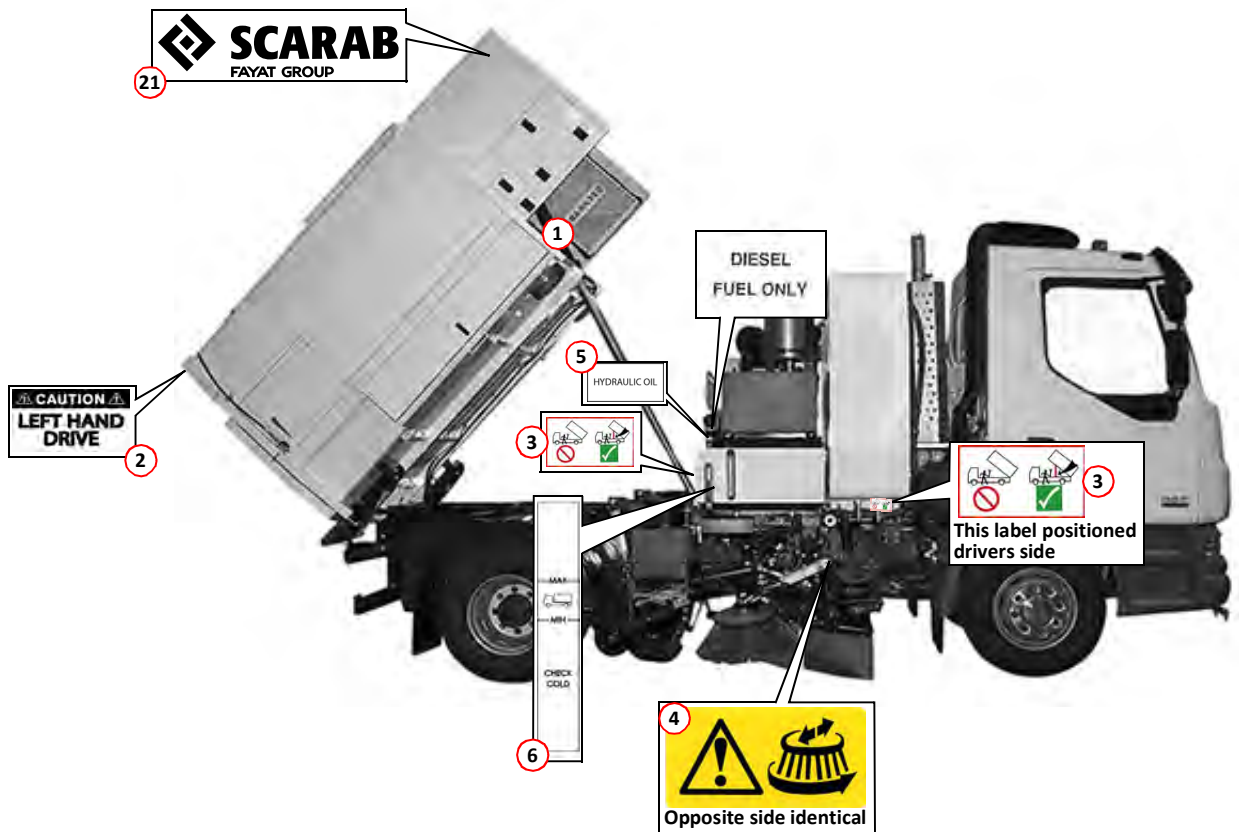
037084	Work light, 24v/70watt . . . . .	Page 88
047757	LED work light . . . . .	Page 88,94
014064	Beacon, 24v (standard) . . . . .	Page 46
030773	Rear marker lamp, red (hopper) . . . . .	Page 46
037048	Sounder . . . . .	Page 16
037666	Sounder, hopper and rear door operation . . . . .	Page 166
040354	Rear camera . . . . .	Page 62
040353	Power supply, rear camera . . . . .	Page 236
041534	Camera splitter . . . . .	Page 14
040597	USB memory stick, 2GB	



# Labels and Decals

<i>Assembly/Description</i>	<i>Page</i>
Safety, Hazard and User Information Labels .....	244
Badges and Vinyl Decals .....	246

<i>Item</i>	<i>Part Number</i>	<i>Quantity</i>	<i>Description</i>
<b>Safety, Hazard and User Information Labels</b>			
1	021058	2	Diesel Fuel Oil
2	028408	1	Caution, Left - Hand Drive
3	022384	3	Warning, Hopper Prop Deployment
4	022383	6	Warning, Brush Rotating
5	028408	2	Hydraulic Oil
6	035871	1	Hydraulic Oil Level
7	021061	1	Warning, Fan Inspection (Inside Inspection Cover)
8	027774	1	Sound Level
9	034814	1	PM10
10	032409	1	Warning, Boost Charging
11	032935	1	Warning, Auxiliary Engine Shut-down
NI	021291	1	Max Height, 9 -10,, (3m)
12	021292	1	Max Height, 10 -9 (3.3m)
13	036170	1	Disconnect Battery
14	038118	1	Side brush pressure down (Option)
15	038117	1	Side brush pressure up (Option)
16	038121	1	Brush pressure OFF (Option)
17	038120	1	Wide sweep pressure down (Option)
18	038119	1	Wide sweep pressure up (Option)
19	028910	1	Hazard warning
20	036223	1	Coolant specification
21	042983	AR	Scarab Fayat logo, black
NI	042984	AR	Scarab Fayat logo, white



SAFETY, HAZARD AND USER INFORMATION LABELS

# 246

# Mistral

<i>Item</i>	<i>Part Number</i>	<i>Quantity</i>	<i>Description</i>
			<b>Badges and Vinyl Decals</b>
1	031122	3	Scarab Mistral
2	030200	2	Body Badge



Example application shown but individual vehicles might differ depending upon livery requirements



**SCARAB BADGES & VINYL DECALS**







Scarab Sweepers Limited  
Pattenden Lane - Marden - Kent TN12 9QD, UK  
T: +44 (0)1622 831 006  
E: [scarab@scarab.fayat.com](mailto:scarab@scarab.fayat.com) - W: [scarab-sweepers.com](http://scarab-sweepers.com)  
Registered in England No. 18923459 - VAT No. GB 374 5002 68  
Registered Office: Pattenden Lane, Marden, Tonbridge, Kent TN12 9QD, UK